

# Quasi-two-dimensional spin transport wire

Ming-Hao Liu,\* Ching-Ray Chang, and Son-Hsien Chen

*Department of Physics, National Taiwan University, Taipei, Taiwan*

We demonstrate that in an inversion-asymmetric quasi-two-dimensional electron system (quasi-2DES) with both Rashba and Dresselhaus spin-orbit couplings at present, certain transport directions on which no spin precession occurs can be found when the injected spin is properly polarized. By analyzing the expectation value of spin with respect the injected electron state on each space point in the quasi-2DES, we further show that adjacent regions with technically reachable widths along these directions exhibit nearly conserved spin. Hence a possible application in semiconductor spintronics, namely, spin transport wire is proposed.

Crystallographic-direction-dependence of the Datta-Das transistor<sup>(1)</sup> and the spin orientation in an inversion-asymmetric quasi-two-dimensional electron system (quasi-2DES) has been investigated recently.<sup>(2; 3; 4)</sup> In the ballistic regime, electron spins are expected to precess when transporting in the quasi-2DES, where electrons meet spin-orbit (SO) couplings due to inversion asymmetry, including structure and bulk. The former, structure inversion asymmetry (SIA),<sup>(5)</sup> generates the well-known Rashba spin-orbit (RSO) coupling while the latter, bulk inversion asymmetry (BIA), induces the Dresselhaus spin-orbit coupling (DSO).<sup>(6; 7)</sup> When an electron with specific spin is ideally injected into the quasi-2DES, the electron state is superposed by the two spin-dependent eigenstates with a phase difference between. As determining the electron spin away from the injection point, the expectation value, in general, differs from the injected one in both magnitude and direction due to interference between the two superposing components, and the spin precession thus effectively occurs (see Fig. 1 as an example).

Very recently the unfamiliarized spatial behavior of the Rashba spin precession (RSP), the spin precession solely due to the Rashba term, and that of the Dresselhaus spin precession (DSP), the spin precession solely due to the Dresselhaus term have been mathematically investigated and pictorially introduced.<sup>(8)</sup> However, the corresponding application is not yet elucidated. In this letter we first concisely review the spatial behaviors and special properties of the RSP and DSP. We then demonstrate that in the quasi-2DES with both RSO and DSO couplings at present, zero spin precession (ZSP) axes, i.e., axes on which no spin precession occurs can be found when the injection spin is properly oriented. By analyzing the expectation value of spin with respect injected electron state on each space point in the quasi-2DES, we further show that adjacent regions with technically reachable widths along these directions owns nearly conserved spin. Hence a possible application in semiconductor spintronics, namely, spin transport wire is proposed.

Consider an electron with spin  $\mathbf{S}_0$  pointing to  $\phi_s$  with

respect to  $x$  axis perfectly injected into a semi-infinitely extended inversion-asymmetric quasi-2DES with [001] growth geometry. Both the RSO and DSO, described by

$$H_R = \frac{\alpha}{\hbar} (\sigma_x p_y - \sigma_y p_x) \quad \text{and} \quad H_D = \frac{\beta}{\hbar} (\sigma_x p_x - \sigma_y p_y), \quad (1)$$

respectively, are taken into account. Assume that the spin injection is via an ideal point contact and the injected electron may propagate in any direction at an angle  $\phi$  within the half plane. The expectation value of the

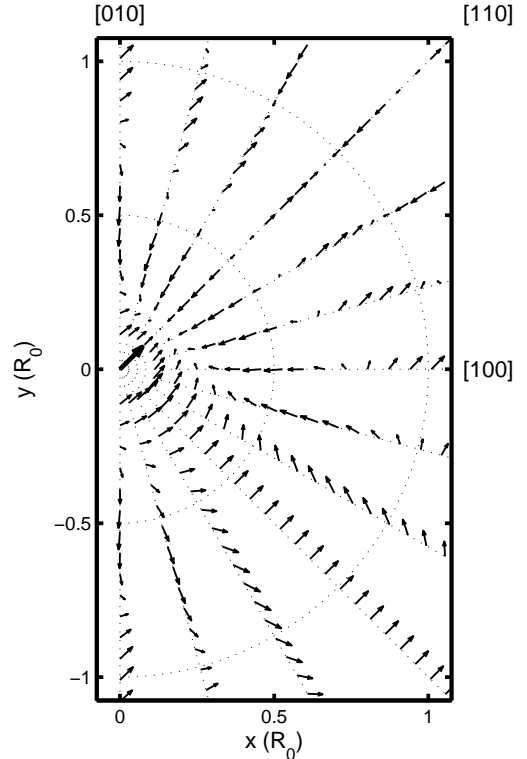


FIG. 1 Spin orientation of an injected  $\pi/4$ -oriented electron spin in the quasi-2DES on various straight paths. Each pair of adjacent paths include an angle  $\pi/12$ . All the dotted lines are for the guide of eyes and the compact unit  $R_0$  is the period distance of spin precession on  $x$  and  $y$  axes.

\*Electronic address: d92222010@ntu.edu.tw

injected electron spin  $\langle \mathbf{S} \rangle$  on each space point may be obtained as<sup>(8)</sup>

$$\begin{pmatrix} \langle S_x \rangle \\ \langle S_y \rangle \end{pmatrix} = \begin{pmatrix} \cos \phi_s \cos^2 \frac{\Delta\theta}{2} - \cos(2\varphi - \phi_s) \sin^2 \frac{\Delta\theta}{2} \\ \sin \phi_s \cos^2 \frac{\Delta\theta}{2} - \sin(2\varphi - \phi_s) \sin^2 \frac{\Delta\theta}{2} \end{pmatrix} \quad (2)$$

with

$$\varphi \equiv \tan^{-1} \left( \frac{\alpha \sin \phi + \beta \cos \phi}{\alpha \cos \phi + \beta \sin \phi} \right) \quad (3)$$

and

$$\Delta\theta = \frac{2m^*\gamma(\phi)r}{\hbar^2} \quad (4)$$

where

$$\gamma(\phi) \equiv \sqrt{\alpha^2 + \beta^2 + 2\alpha\beta \sin 2\phi}. \quad (5)$$

The spin orientation of the injected electrons in the quasi-2DES is determined by Eqs. (2)–(5). In the analysis of the spatial behavior of spin precession due to the Rashba and Dresselhaus terms, it has been demonstrated that the RSP is isotropically “swinging” about the direction perpendicular to the transport path while the DSP shows crystallographic-direction-dependence and owns the same behavior with the RSP only on  $[110]$ ,  $[\bar{1}\bar{1}0]$ ,  $[\bar{1}10]$ , and  $[\bar{1}\bar{1}0]$  axes. When both terms with the same order of coupling strength are at present, the behavior of the spin precession is simply the combination of that of RSP and of DSP.<sup>(8)</sup> Correspondingly, the spin precession on these four axes ( $[\bar{1}10]$  and  $[\bar{1}\bar{1}0]$  are not included in the half plane of consideration here, of course) shows purely the RSP behavior, suppressing other undesired precession behavior.

As illustrated in Fig. 1 where  $\phi_s$  is set to be  $\pi/4$ , the complicated spin precession reveals the same behavior as the RSP on  $[110]$  and  $[\bar{1}\bar{1}0]$  axes. Whereas the “swinging” behavior of the RSP stems from the conservation and oscillation of the projection of the injected spin on the perpendicular and parallel directions, respectively, the fully destructive interference of the spin expectation is meant to happen only along the direction parallel with the injected spin such as the  $\pi/4$ -path in Fig. 1. While the maximum projection of the injected spin on the perpendicular direction is reached, the parallel component vanishes all the way, leading to zero spin precession (see the  $-\pi/4$ -path in Fig. 1). These features are just what were expected in the two-dimensional investigation of the ferromagnet/2DES/ferromagnet double junction device with spin-transistor and spin-valve geometry regardless of the Dresselhaus term.<sup>(9)</sup> Therefore, the Datta-Das transistor with both the Rashba and Dresselhaus terms involved is expected to operate best by setting the channel direction orienting to either  $[110]$  or  $[\bar{1}\bar{1}0]$  with proper polarization (i.e., parallel with the channel direction) of the spin injector.

In the analysis of the RSP and DSP, it was also found that the injected spin is conserved when (i)  $\phi = \phi_s \pm \pi/2$

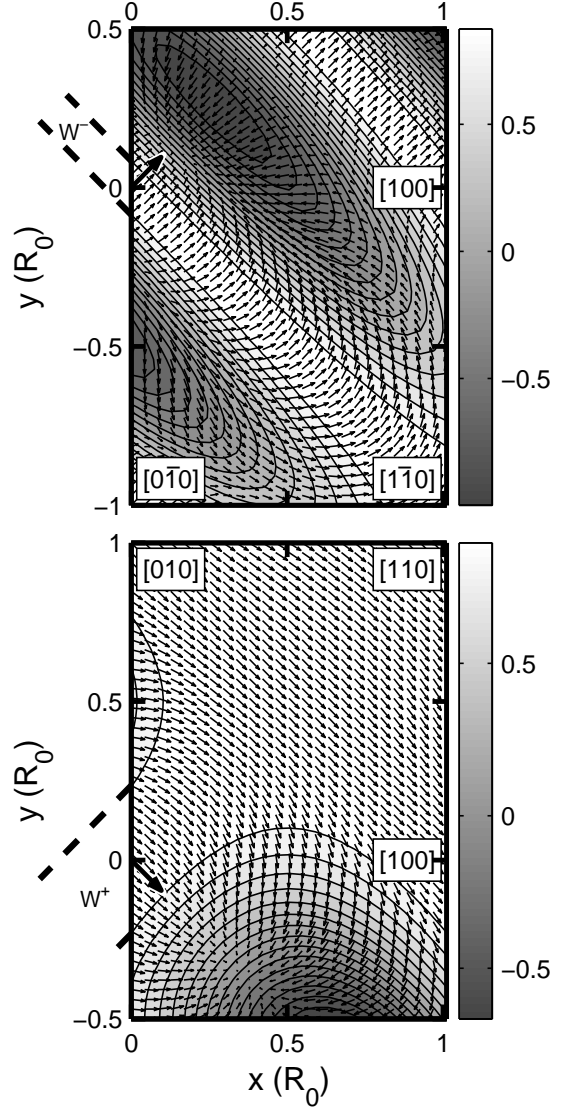


FIG. 2 Spin orientation of the (a)  $\pi/4$ -oriented and (b)  $-\pi/4$ -oriented injected spin [indicated by the bold arrow on  $(0,0)$ ] in the quasi-2DES where both RSO and DSO are at present with their coupling strength ratio  $\alpha/\beta = 2.15$ . The gray-scale background is determined by the scalar product  $\langle \mathbf{S} \rangle \cdot \mathbf{S}_0$  and the compact unit  $R_0$  is the period distance of spin precession on  $x$  and  $y$  axes.

for the pure Rashba case ( $\beta = 0$ ) and (ii)  $\phi = -\phi_s + n\pi$  for the pure Dresselhaus case ( $\alpha = 0$ ).<sup>(8)</sup> Along the direction satisfying these conditions, no spin precession occurs, i.e.,  $\langle \mathbf{S} \rangle = \mathbf{S}_0$ . To find the ZSP axes in the presence of both Rashba and Dresselhaus terms, the above two conditions must be simultaneously satisfied. The solution obviously exists only when the spin of the injected electron is initially pointing to either  $[110]$ ,  $[\bar{1}\bar{1}0]$ ,  $[\bar{1}10]$ , or  $[\bar{1}\bar{1}0]$ , i.e.,  $\phi_s$  is odd times  $\pi/4$ . As an example with  $\phi_s = \pi/4$ , the ZSP axis is found on the path with  $\phi = -\pi/4$  as can be seen in Fig. 1.

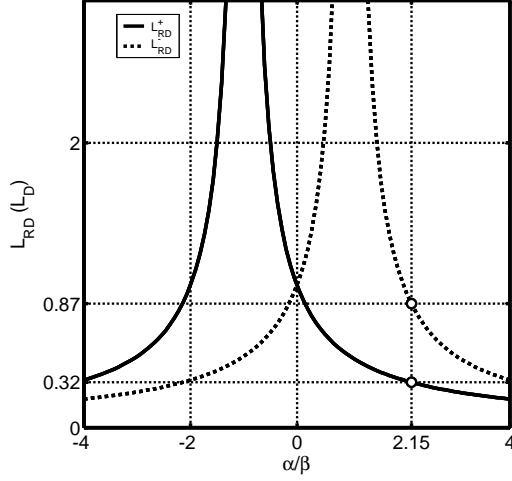


FIG. 3 The half period distances  $L_{RD}^{\pm}$  as a function of the coupling ratio  $\alpha/\beta$ .

To search possible application of such a significant feature, we further investigate the spin orientation near the ZSP axis. Two cases with  $\phi_s = \pm\pi/4$  are shown in Fig. 2, in which the gray-scale background is defined by the scalar product  $\langle \mathbf{S} \rangle \cdot \mathbf{S}_0$  and the coupling ratio is set as  $\alpha/\beta = 2.15$  in correspondence with the recent experimental result.<sup>(10)</sup> Obviously quite wide a region near the ZSP axis is quasi-spin-conserved, so that the electron spin may maintainably transported through these regions. Thus the [001]-grown quasi-2DES with proper widths along the ZSP axis may be a possible candidate for the spin transport wire.

Note that the wire width sensitively depends on the ZSP axis (decided by the orientation of the injected spin). The fact that the  $[1\bar{1}0]$  ZSP axis with width  $W^-$  [shown in Fig. 2(a)] is clearly narrower than the  $[110]$  ZSP axis with width  $W^+$  [shown in Fig. 2(b)], in fact, stems from the angular dependence of the phase difference  $\Delta\theta$  given by Eq. (4). Since the half period distance of the spin precession is

$$L_{RD} = \frac{\pi\hbar^2}{2m^* \sqrt{\alpha^2 + \beta^2 + 2\alpha\beta \sin 2\phi}}, \quad (6)$$

the wire widths can be approximated by  $W^{\pm} \approx L_{RD}^{\mp}/2$  with

$$L_{RD}^{\pm} \equiv L_{RD} \left( \phi = \pm \frac{\pi}{4} \right) = \frac{L_D}{|\alpha/\beta \pm 1|} \quad (7)$$

where  $L_D \equiv \pi\hbar^2/(2m^*\beta)$ . Note that the singular points for  $L_{RD}^{\pm}$  at  $\alpha/\beta = \mp 1$  correspond to the unique "cancellation" of the Rashba and Dresselhaus terms, removing the  $k$ -dependence of the eigenspinors.<sup>(11)</sup>

Finally, we plot the half period distances along  $\phi = \pm\pi/4$  as a function of  $\alpha/\beta$  in Fig. 3

where  $L_{RD}^{\pm}$  ( $\alpha/\beta = 2.15$ ) are also marked out, showing  $L_{RD}^- (\alpha/\beta = 2.15) > L_{RD}^+ (\alpha/\beta = 2.15)$  so that  $W^+ > W^-$  in Fig. 2 is definitely true. An estimate for the DSP half period distance  $L_D$  can also be made by substituting  $\beta \approx 0.09 \text{ eV \AA}^{(11)}$  and  $m^*/m_0 = 0.023^{(12)}$  where  $m_0$  is the electron rest mass. This yields  $L_D \approx 0.58 \mu\text{m}$ , leading to  $W^+ \approx 0.25 \mu\text{m}$  and  $W^- \approx 0.09 \mu\text{m}$  which are technically reachable scales in current semiconductor industry. As can be seen from Fig. 3, the wire width can even be broadened by properly adjusting the coupling ratio  $\alpha/\beta$ .

In conclusion, we have demonstrated that the electron spin from may be maintainably and perpendicularly transported along  $[110]$  and  $[1\bar{1}0]$  ( $[\bar{1}\bar{1}0]$  and  $[\bar{1}10]$ , symmetrically) in the quasi-2DES within a reasonable width. Such a significant property of the inversion-asymmetric quasi-2DES can be designed to be the spin transport wire or channel with widths depending on the coupling ratio of Rashba and Dresselhaus terms. Last but not least, our results reveal that the spin transport wire require neither strict control nor precise determination of  $\alpha/\beta$  since the ZSP axes have been shown to always exist with properly oriented spin injection (always perpendicular to the ZSP axis) regardless of the magnitudes of  $\alpha$  and  $\beta$ .

This work was supported by the Republic of China National Science Council Grant No. 92-2112-M-002-050.

## References

- 1 S. Datta and B. Das, Appl. Phys. Lett. **56**, 665 (1990).
- 2 A. Lusakowski, J. Wróbel, and T. Dietl, Phys. Rev. B **68**, R081201 (2003).
- 3 David Z.-Y. Ting and Xavier Cartoixa, Phys. Rev. B, **68** 235320 (2003).
- 4 R. Winkler, Phys. Rev. B **69**, 045317 (2004).
- 5 E. I. Rashba, Sov. Phys. Solid State **2**, 1109 (1960); Yu. A. Bychkov and E. I. Rashba, JETP Lett. **39**, 78 (1984).
- 6 G. Dresselhaus, Phys. Rev. **100**, 580 (1955).
- 7 G. Lommer, F. Malcher, and U. Rössler, Phys. Rev. B **32**, 6965 (1985); Yu. A. Bychkov and E. I. Rashba, in *Proceedings of the 17th International Conference on Physics of Semiconductors, San Francisco, 1984* (Springer, New York, 1985), p. 321; M. I. D'yakonov and V. Y. Kachorovskii, Sov. Phys. Semicond. **20**, 110 (1986).
- 8 Ming-Hao Liu, Ching-Ray Chang, and Son-Hsien Chen, cond-mat/0408315.
- 9 T. Matsuyama, C.-M. Hu, D. Grundler, G. Meier, and U. Merkt, Phys. Rev. B, **65** 155322 (2002).
- 10 S. D. Ganichev, V. V. Bel'kov, L. E. Golub, E. L. Ivchenko, P. Schneider, S. Giglberger, J. Eroms, J. De Boeck, G. Borghs, W. Wegscheider, D. Weiss, and W. Prettl, Phys. Rev. Lett. **92**, 256601 (2004).
- 11 John Schliemann, J. Carlos Egues, and Daniel Loss, Phys. Rev. Lett. **90**, 146801 (2003).
- 12 W. Knap, C. Skierbiszewski, A. Zduniak, E. Litwin-Staszewska, D. Bertho, F. Kobbi, J. L. Robert, G. E. Pikus, F. G. Pikus, S. V. Iordanskii, V. Mosser, K. Zekentes, and Yu. B. Lyanda-Geller, Phys. Rev. B **53**, 3912 (1996).