

Total energy calculation of high pressure selenium: The origin of incommensurate modulations in Se-IV and the instability of proposed Se-II

G.J.Ackland and H.Fox

*School of Physics and Centre for Science at Extreme Conditions,
The University of Edinburgh, Mayfield Road, Edinburgh, EH9 3JZ, UK.*

(Dated: July 29, 2021)

We present calculation of the high pressure crystal structures in selenium, including rational approximants to the recently reported incommensurate phases. We show how the incommensurate phases can be intuitively explained in terms of imaginary phonon frequencies arising from Kohn anomalies in the putative undistorted phase. We also find inconsistencies between the calculated and experimental Se-II phase - the calculations show it to be a metastable metal while the experiment finds a stable semiconductor. We propose that the experimentally reported structure is probably in error.

PACS numbers: 61.50.Ks, 62.50.+p

The group VI elements selenium and tellurium are semiconductors with a hexagonal crystalline structure at ambient pressure. Both elements undergo a series of phase transitions as pressure is increased, transforming to various complex structures denoted by roman numerals I, II, III, IV. The generally accepted crystal structures associated with these phases in selenium is hexagonal Se-I; monoclinic Se-II from 14GPa; triclinic Se-III from 23GPa; orthorhombic Se-IV from 28GPa; and subsequently simple higher symmetry phases[1]. Tellurium undergoes a similar set of phase transitions at lower pressures, without the equivalent of Se-II.

In 2003 new work using combined powder and single-crystal x-ray diffraction[2] found that the Te-III phase had a more complex structure than had previously been thought, involving a modulated distortion of the unit cell. It was suggested that Se-IV had a similar structure experimental confirmation of this is in progress[3].

Density functional theory[4, 5], using pseudopotentials, plane waves and local exchange correlation functionals has been the method of choice for theoretical study of selenium. Within the local density approximation(LDA) the p -bonded covalent chain structure and anomalous compression mechanism (one lattice parameter increases with pressure), was demonstrated[6]. The anisotropy showed that the LDA introduced an error equivalent to a pressure, which can be improved by including gradient corrections (GGA)[7]. Since then band structures of the complex high pressure phases have been investigated using the experimental parameters without full relaxation of the crystal structure or incommensurate modulation[8], and the liquid phase has been investigated up to high pressures[9].

Although there are several papers on individual crystal structures, proposed transition mechanisms, and the simple high symmetry structures at pressures above Se-IV[10], we are not aware of published calculated phase transition pressures in Se-IV[11]. This may be because of their structural complexity, because the enthalpy dif-

ferences between the phases are extremely small, or, because of imperfect agreement with the reported sequence of transitions.

In this letter we report density functional calculations of the first four phases of selenium, identifying the stable structures over the pressure range to 40GPa. Subsequently we investigate the nature of the incommensurately-modulated fourth phase of Se, approximating the incommensurate structure and showing it to be an extreme case of a Kohn anomaly.

We used the computer program VASP[12], treating exchange correlation effect with a GGA which is essential to obtaining accurate pressures for the low density structure[6, 7]. The wavefunctions are sampled using the method of Monkhorst and Pack, and the energies converged to 1meV with respect to k-point density and 0.2meV with respect to plane wave cutoff. For Se I, II and IV a k-point mesh of 15^3 was sufficient while for Se-III we used 17^3 . Each structure was fully relaxed with respect to lattice parameters and internal coordinates according to *ab initio* calculated forces and stresses. The core region is described with ultra-soft pseudopotentials[13]. For consistency, we performed calculations on reported structures of all phases I through IV. To calculate band structures a self-consistent calculation using the aforementioned meshes was first carried out, to obtain the ground state charge density, and then the single particle states of the Kohn-Sham Hamiltonian were evaluated non-self consistently on a finer mesh..

Se-I is the ambient pressure phase of selenium. It has a hexagonal unit cell, with the atoms arranged in helical chains running parallel to the b -axis. Each unit cell contains three atoms, in positions $(0, 0, u)$ $(u, \frac{1}{3}, 0)$ $(-u, \frac{2}{3} - u)$ with $u=0.289$ at 20GPa. The equilibrium lattice parameters at this pressure are $a=c=3.569\text{\AA}$; $b=5.135\text{\AA}$. In accordance with previous work[6, 7, 14], we find that as the pressure is increased, the size of the b parameter at first increases, then starts to contract at 10GPa. However this change is a tenth smaller than the

size of the reduction in the other two directions.

Se-II is reported to have a monoclinic structure, with six atoms per unit cell, at positions $(0, 0, 0)$, $(u, 0, v)$, $(-u, 0, -v)$ and at $(\frac{1}{2}, \frac{1}{2}, 0)$ relative to these. At 22GPa, $u=0.147$ and $v=0.339$. The equilibrium lattice parameters of the cell at this pressure are $a=6.562\text{\AA}$, $b=2.665\text{\AA}$, $c=6.326\text{\AA}$, $\beta=105.3^\circ$. This is a layered structure, with each atom closely bonded to four other atoms. On the increase of pressure, the parameter a reduces much faster than b and c as the layers are being pushed together. The angle β changes very little over the calculated pressure range.

Fig.1 shows the density of electron states of Se-II at 2GPa and 22GPa. The effect of pressure is primarily to broaden the distribution. Consistent with previous work, there are two sets of bands, corresponding to 4p electrons[15]. There is no band gap, showing that at either pressure the material is a metal[16].

Se-III is reported to be triclinic, with six atoms per unit cell. At 28GPa, the equilibrium lattice parameters of the cell are $a=3.460\text{\AA}$, $b=12.240\text{\AA}$, $c=2.624\text{\AA}$, $\alpha=91.085^\circ$, $\beta=113.445^\circ$, $\gamma=89.608^\circ$. Se-III also has very anisotropic compression, the largest decrease in the cell is in the a direction, which decreases by 10% over a range of 20GPa, compared with 5% for c and only 1.5% for b . Angles α , β , γ change little as the pressure is increased. At 24GPa, the calculated atomic positions are: $(-0.003, -0.001, -0.024)$, $(0.465, 0.167, 0.389)$, $(0.030, 0.331, 0.064)$ and $(\frac{1}{2}, \frac{1}{2}, \frac{1}{2})$ relative to these. Band structure calculations show that Se-III is metallic.

We modeled the Se-IV cell by relaxing ions and lattice parameters from the primitive cell reported experimentally[2] without the incommensurate distortion (Fig.2). At 35GPa, the equilibrium lattice parameters were $a=3.383\text{\AA}$, $b=4.071\text{\AA}$, $c=2.613\text{\AA}$ and $\beta=115.644^\circ$. This compares with the experimental results: $a=3.299\text{\AA}$, $b=3.996\text{\AA}$, $c=2.587\text{\AA}$, and $\beta=113.105^\circ$. The calculated unit cell parameters are about 2% larger than the experimental value at the same pressure. This is typical for the GGA.

It is impossible to do calculations on an incommensurate cell using periodic boundary conditions, however one can use a rational approximant[17] assuming that a distortion close to the observed q will also be stable relative to the undistorted structure. Here we approximated the distorted structure with tripled, quadrupled or heptupled cells corresponding to $q=\frac{1}{3}$, $\frac{1}{4}$ and $\frac{2}{7}$. In each case the calculation was started with frozen-in values of the incommensurate wave displacement vector taking Te-III data $u_x = 0.0249$ and $u_z = 0.1026$ as initial symmetry-breaking displacements.

For $q=\frac{1}{4}$ calculations were done at four different pressures: 25, 30, 35, and 40GPa. In all cases, the displacement remained and, the enthalpy of each atom in the distorted structure is 3meV smaller, with the distorted structure being slightly larger than the undistorted one.

P (GPa)	$q = \frac{1}{4}$				ΔH	$q = \frac{2}{7}$		ΔH
	u_x	u_z	v_x	v_z		u_x	u_z	
25	0.017	0.012	0.057	0.040	-3	0.021	0.077	-4
30	0.016	0.011	0.057	0.040	-3	0.018	0.070	-3
35	0.014	0.010	0.057	0.040	-3	0.015	0.065	-3
40	0.012	0.008	0.055	0.038	-2	0.012	0.060	-2

TABLE I: Details of frozen phonons at $q=\frac{1}{4}$ and $q=\frac{2}{7}$ at various pressures: amplitudes of modulations in the xz plane for $q=\frac{1}{4}$ correspond to maximum displacement u , intermediate displacement v and two atoms fixed at unmodulated positions. For $q=\frac{1}{4}$ we have chosen the frozen phonon to be in phase with the unmodulated cell: within error the ratio $u/v = \sqrt{2}$ implies that the distortion can be described as a single harmonic phonon. For $q=\frac{2}{7}$ the displacement pattern is again harmonic, u_x and u_z represent the amplitude of a fitted sine wave, but the phase of the modulation is not locked. Enthalpy differences are of order 2-3 meV/atom (10-30meV/cell) from the unmodulated SeIV calculated with the same size, kpoint sampling and supercell. The close match between modulated and unmodulated cells means that the enthalpy differences are significant.

Table.I shows a summary of results found. The energy differences to the undistorted phase are small, but lie within k-point and cutoff convergence. We tested this to greater accuracy which can be obtained by eliminating sampling errors for the crucial energy *differences* by comparing cells with and without the distortion, using identical k-point and cutoffs[18].

The calculated distortions at $q = \frac{1}{4}$ and $q = \frac{2}{7}$ are smaller than those found experimentally at 35GPa. This is to be expected since the calculated distortions are not the most favored one. Likewise, the very small enthalpy difference (-3meV/atom) is a lower bound on the stability of the incommensurate wave. The displacement eigenvector (transverse, $u_z/v_z = 0.22 \pm 0.04$ at 40GPa is in excellent agreement with the experimental value (0.26 at 42GPa[3]).

For $q=\frac{1}{3}$ we carried out calculations at six different pressures: 10, 20, 25, 30, 35, and 40GPa, the last three when Se-IV was predicted earlier to be stable. At all six pressures, the structure relaxed back to the unperturbed structure, as did calculations with $q = \frac{1}{7}$.

While DFT is clearly a sufficient theory to explain the incommensurate modulation, a more intuitive explanation exists: modulation arises from a Kohn anomaly (interaction between nested Fermi surface and a phonon) so large that the phonon energy becomes negative and the soft mode “freezes in”. Experimentally[2], the incommensurate q -vector drops from 0.31-0.28 between 30 and 50GPa, remaining at 0.28 until 70GPa[3]. A standard Kohn anomaly in the free electron picture would occur at $q = 2k_F$, and soften (i.e. reduce the frequency of) the phonon at that wavevector. Here the softening of the mode is so great that it freezes in (i.e. the fre-

quency is imaginary), lowering the symmetry of the unit cell and allowing coupling to the unit cell parameters. The stability arises because the phonon mode opens a pseudogap at the Fermi energy, which can be seen as a dip in the electronic density of states: Fig.3 shows that the distortion has exactly this effect. We examined the band structure of the undistorted cell and find that the calculated Fermi surface cuts the band in the $(0, k, 0)$ direction at values of k rising from 0.1 at 20GPa to 0.26 at 40GPa, while the distorted structure has a pseudogap along this direction. Although this does not give us the exact value of q from the $2k_F$ of the undistorted phase, the agreement is sufficiently close to be confident of the mechanism.

Fig.4 shows the phase stability deduced from our calculations of enthalpy of each phase from 1 to 40GPa. The stable structure of selenium at each pressure is that with the lowest enthalpy, and although the differences in enthalpy are small throughout the whole pressure range they are above our convergence errors.

The most notable feature is that our structure for Se-II, reported experimentally at 14GPa[19, 20, 21], is not predicted to be stable at any pressure. It is higher in energy by around 8meV/atom than Se-III, which is greater than convergence of the calculation. This may be because of an entropic effect: a symmetry breaking distortion may have lower energy with Se-II a dynamically stabilized phase with a transition below room temperature[22, 23] (8meV corresponds to a temperature of 100K). However, this would not explain the band structure observed in the calculation - along with previous authors[8, 24] we predict that Se II is metallic while experimentally it is a semiconductor. This is a strong indication that the atomic positions used in the calculation (starting from the experimental ones) are incorrect and we conclude that there may be an error in the experimentally reported crystal structure

We predict a phase transition from hexagonal Se-I direct to monoclinic Se-III at 21.5GPa accompanied by a volume reduction of 5.5%; experimentally Se-III is observed at 23GPa[1, 20]. The transition from Se-III to Se-IV is predicted at 27.5GPa, compared to the experimental value of 28GPa[19, 21, 25]. These excellent agreements give us confidence that our method correctly describes high pressure selenium.

To summarize, *ab initio* total energy and band structure calculations on four different phases of selenium are reported. The generally accepted sequence of phase transitions is not reproduced although unit cell and internal parameters are in good agreement with experiment. The calculated instability of the experimentally reported Se-II structure, combined with our prediction that it should be metallic, leads us to suspect that this phase may have been mischaracterized, and there is very recent evidence for unexplained diffraction peaks in Se-II[26].

Body-centered monoclinic Se-IV is unstable against a

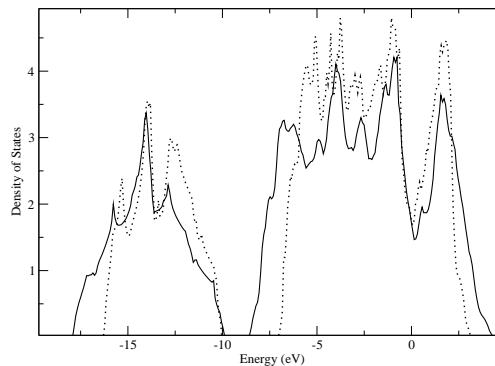


FIG. 1: Calculated density of states for Se II structure from a 25^3 k-point grid at 0GPa (dotted line) and 22GPa (solid line) with ions and unit cell fully relaxed within the spacegroup reported experimentally. The Fermi energy has been shifted to zero, although it lies at a minimum in the density of states, no band gap is present and this structure would result in a metallic material[16].

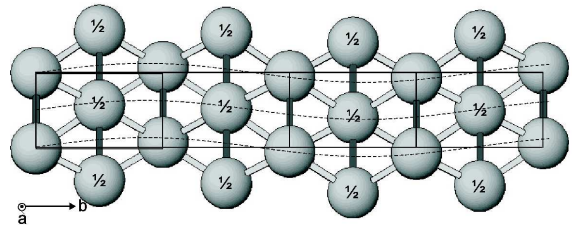


FIG. 2: Four cells of the modulated body-centered monoclinic cell of Se-IV viewed down the a axis. The dashed line shows the modulation at the experimental value of $q=0.28$, the calculations were done on cells with this modulation adjusted to $q = \frac{1}{3}$ and $q = \frac{1}{4}$ corresponding to a modulation wavelength of 3 and 4 cell respectively. Atoms labelled with $\frac{1}{2}$ lie at that fractional coordinate in the c direction, others lie in the plane. (Figure courtesy of M.I.McMahon)

phonon modulation with $q = \frac{1}{4}$ or $q = \frac{2}{7}$. Inspection of the band structure of the undistorted phase leads us to conclude that this instability arises from a Kohn anomaly in the phonon spectrum of sufficiently large magnitude that the phonon eigenenergy is negative (i.e. the mode is unstable). The wavevector of the nested Fermi surface is incommensurate with the crystal structure and varies with pressure. This gives a theoretical picture of the recent unexplained experimental observation of an incommensurate Se-IV.

ACKNOWLEDGEMENTS

We thank M.I.McMahon for many useful discussions and making data available to us prior to publication, and EPSRC for computer resources.

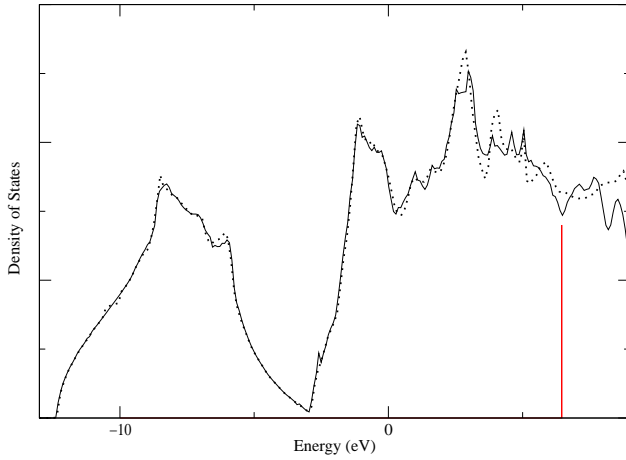


FIG. 3: Calculated Kohn-Sham band structure and density of states for Se IV at 35 GPa with (solid line) and without (dotted line) the modulation at $q = \frac{1}{4}$. The Fermi energy, $E_F = 6.46 \text{ eV}$ in both cases, is shown by the vertical line. The Kohn anomaly arises because the distortion perturbs states at $(0, \frac{1}{4}, 0)$ which lie close to E_F , leading to the drop in the density of states at E_F

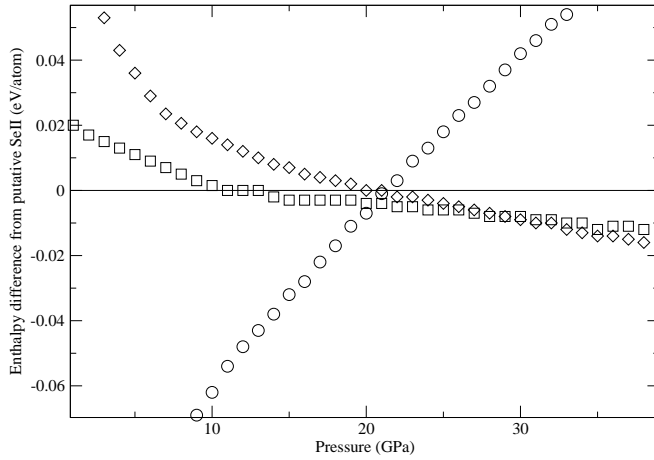


FIG. 4: Calculated enthalpy differences between Se II and other phases. The stable structure at is the one with the lowest enthalpy at each pressure. Circles denote Se I, squares Se III and diamonds unmodulated Se IV. Errors are of order the size of the symbols

- [2] C. Hejny and M. I. McMahon Phys. Rev. Letts. **91** 215502 2003
- [3] M. I. McMahon, C.Henjy, J.S.Loveday, L.F.Lundegaard and M.Hanfland Phys. Rev. B submitted
- [4] P. Hohenberg W. Kohn and L. J. Sham Phys. Rev. **136** B864 1964
- [5] W. Kohn and L. J. Sham Phys. Rev. **140** A1133 1965
- [6] H. Akbarzadeh, S. J. Clark and G. J. Ackland, *J. Phys.:Condens. Matter*, **5** 8065 (1993)
- [7] G. Kresse, J. Furthmuller and J. Hafner Phys. Rev. B **50** 13181 (1994)
- [8] M. Geshi, T.Oda and Y. Hiwatari J. Phys. Soc. Japan **67** 3141 1998; *ibid* **68** 3341 1999 *J. Phys. CM* **13** 9401 2001 *ibid* *J. Phys. CM* **14** 10885 2002
- [9] R. Stadler G.Kresse and M. J. Gillan J.Phys.CM **11** 10211 (1999) **5** 8065 1993
- [10] S.P.Rudin, A.Y.Liu, J.K.Freericks and A.Quandt, Phys.Rev.B **63**, 224107 (2001)
- [11] Singh et al.[15] report Se-I to (metallic) Se-II at 11.6 GPa in LMTO calculations. It is not clear whether atomic positions were optimized in this work. Moreover we find that their 8^3 k-point sampling, is adequate for band structure calculations, but not for calculating the very small enthalpy differences needed for reliable transition pressures.
- [12] VASP The Guide, by G. Kresse and J. Furthmuller <http://cms.mpi.univie.ac.at/vasp/vasp/vasp.html>
- [13] D. Vanderbilt, Phys. Rev. B **41**, 7892 (1990).
- [14] S. J. Clark, G. J. Ackland and H.Akbarzadeh J.Phys. Chem. Solids **56** 329 1995
- [15] D. Singh, A. K. Bandyopadhyay, M.Rajagopalan, P.C.Sadu, M.Yousef and K.G.Rajan. Solid State Comm. **109** 339 1999.
- [16] DFT is known to underestimate bandgaps and it is conceivable that this could cause a spurious bandgap closure. However, this would have the effect of overstabilizing the Se II phase by *lowering* the enthalpy, the opposite of what is observed in Fig4.
- [17] S.K.Reed and G.J.Ackland Phys Rev Letters, **84**, 5580, (2000)
- [18] A.A.Kelsey and G.J.Ackland J.Phys.CM, **12**, 32, (2000)
- [19] Y.Akahama, M. Kobayashi and H. Kawamura Solid State Comm. **83** 269 1992
- [20] F.P.Bundy and K.J.Dunn, Phys Rev. B **22** 3157 (1980)
- [21] Y. Ohmasa, I. Yamamoto et al. J. Phys. Soc. Japan **64** 4766 1995
- [22] G.J.Ackland, J.Phys.CM, **14**, 2975 (2002)
- [23] N D Drummond and G J Ackland Phys.Rev.B **65**, 184104 (2001)
- [24] A. Ikawa J.Phys.Soc.Japan **66** 676 (1997)
- [25] G. Parthasarathy and W. B.Holzappel Phys. Rev. B **38** 10105 (1988)
- [26] M.I.McMahon, private communication

[1] Y.Akahama, M. Kobayashi and H. Kawamura Solid State Comm. **84** 803 1992