

Vortices, Rings, and Spherical Shells in Bose-Einstein condensates.

I. Case of Repulsive Nonlinearity

L. D. Carr¹ and Charles W. Clark²

1. JILA, National Institute of Standards and Technology and University of Colorado, Boulder, CO 80309

2. Electron and Optical Physics Division, National Institute of Standards and Technology,
Technology Administration, U.S. Department of Commerce, Gaithersburg, Maryland 20899

(Dated: May 23, 2019)

The stationary behavior of axisymmetric vortex and vortex-like states of a Bose-Einstein condensate are described numerically and analytically. Both extended and confined condensates are considered in the context of the nonlinear Schrödinger equation, which models the mean field. The assumption of azimuthal symmetry and integer winding number leads to three physical solution types. *Vortex solutions* have no nodes and a regular singular point at the origin, approach a nonzero constant density as the radial coordinate approaches infinity, and present a boundary between non-divergent and divergent solutions. *Ring solutions* have a central vortex which may be surrounded by concentric nodal rings, and take the same asymptotic form as the Coulomb function to leading order. *Spherical shell solutions* are the three-dimensional generalization of ring solutions but have a winding number of zero, and consist of spherical layers of alternating positive and negative phase of the order parameter. These solutions include the ground state for extended and confined condensates in both two and three dimensions.

PACS numbers:

I. INTRODUCTION

One of the primary motivations in the original derivation of the Gross-Pitaevskii equation was to describe vortices in superfluids [1, 2, 3]. Quantized vortices play a central role in the phenomenon of superfluidity [4]. The Gross-Pitaevskii equation has proven to be an excellent model for the mean field of dilute atomic [5, 6, 7, 8, 9, 10] and molecular [11, 12, 13] Bose-Einstein condensates (BEC's). In the context of optics the Gross-Pitaevskii equation is known as the nonlinear Schrödinger equation (NLSE) [14]. Vortices have been observed in BEC's in numerous experiments [15, 16]. The NLSE describes these observations well [17, 18, 19, 20]. However, the single vortex solution has only been studied in cases where the phase variation of the condensate derives wholly from circulation of matter about the central vortex core. In this work we investigate the most general type of stationary single-vortex solutions in which the phase of the order parameter alternates sign along radial lines as well as around closed curves encircling the vortex core. We find a rich structure in the solution set, and suggest possible experiments that might explore it: for example, one may envisage radial solitons associated with central vortex solutions [21, 22, 23, 24, 25, 26, 27].

This work follows in the spirit of a previous set of investigations of the *one-dimensional* NLSE, for both repulsive and attractive nonlinearity [28, 29]. In that work it was possible to obtain all solutions in closed analytic form. In the present cases of two and three dimensions, we are unaware of an exhaustive class of closed form solutions but instead use a combination of analytical and numerical techniques to elicit their properties. Here, we treat the case of repulsive atomic interactions; as in our previous work on one dimension, the attractive case will

be treated separately [30], due to the very different character of the solutions. Equations similar to the NLSE are often used as models for classical and quantum systems. Thus a tremendous amount of theoretical work has been done on vortices, to which the reader is referred to Fetter and Svidzinsky on BEC's [18], Donnelly on Helium II [4], and Saffman on classical vortices [31] as good starting points for investigations of the literature. As NLSE-type equations apply in many physical contexts our results are widely applicable beyond the BEC.

In order to reduce the NLSE to one non-trivial spatial variable, cylindrical or spherical symmetry is assumed for two or three dimensions (see Sec. IV A for a physical interpretation of these geometries). Specifically, wavefunctions of the form

$$\psi(\vec{r}) = f_m(r) \exp(im\phi) \exp(-i\mu t/\hbar) \exp(i\theta_0) \quad (1)$$

are treated, where ψ is the order parameter which solves the NLSE, $|\psi|^2$ is the atomic number density, m is the winding number, μ is the eigenvalue, also called the chemical potential, ϕ is the azimuthal coordinate, r is the radial coordinate in two or three dimensions, and θ_0 is a constant phase which may be taken to be zero without loss of generality. A variety of methods of solution are used to treat the wavefunction in different regions of r . We use power series expansions of $f_m(r)$ around $r = 0$ and asymptotic solutions as $r \rightarrow \infty$, and Padé approximants or numerical shooting to find interpolative behavior in intermediate regions [32]. We consider both unconfined and confined solutions; in the latter case, a hard-walled cylinder or sphere is assumed in two or three dimensions and the spectra are described.

Equation (1) leads to three non-divergent, physical solution types in an extended condensate. *Vortex solutions* have a regular singular point at the origin, $\psi \propto r^m$ to

leading order as $r \rightarrow 0$, and the wavefunction monotonically approaches a constant value as $r \rightarrow \infty$. *Ring solutions* have a central vortex that is surrounded by a denumerably infinite number of concentric radial rings of alternating phase whose amplitudes tend to zero as $1/\sqrt{r}$ for $r \rightarrow \infty$, and whose asymptotic phase resembles that of the Coulomb wavefunctions [32]. *Spherical shell solutions* are the three-dimensional generalization of ring solutions, have a winding number $m = 0$, and are surrounded by concentric spherical shells of alternating phase.

A confined condensate can be treated by choosing a cylindrical or spherical wall boundary at the position of any node in the ring or spherical shell solutions. One obtains the ground state in two or three dimensions by placing the wall at the first node.

We make the conjecture that the solutions presented herein are the only integrable solutions of the stationary radial NLSE that we derive below. Indeed, in extensive exploration of the parameter space of shooting methods we find that all other solutions diverge, and thus are physically extraneous in the present context. The vortex solution is thus manifest as a boundary between divergent and non-divergent solutions, as shall be explained. After presenting the derivation of the fundamental differential equations in Sec. II, the three physical solution types are presented in Secs. III, IV, and V. Finally, in Sec. VI, we discuss the results and conclude.

II. FUNDAMENTAL EQUATION

The fundamental differential equation is derived as follows. The NLSE, which models the mean field of a BEC [1, 2, 9], is written as

$$\left[-\frac{\hbar^2}{2M} \nabla^2 + g |\psi|^2 \right] \psi = i\hbar \partial_t \psi, \quad (2)$$

where $g \equiv 4\pi\hbar^2 a_s / M$, a_s is the s -wave scattering length for binary interaction between atoms with $a_s > 0$, since this is the repulsive case, and M is the atomic mass. The condensate order parameter $\psi = \psi(\vec{r}, t) \equiv \sqrt{n(\vec{r}, t)} \exp iS(\vec{r}, t)$, where $n(\vec{r}, t)$ is the local atomic density and $\vec{v}(\vec{r}, t) = (\hbar/m) \vec{\nabla} S(\vec{r}, t)$ is the local superfluid velocity. Note that, in two dimensions, the coupling constant g is renormalized by a transverse length [33] (see also Sec. IV A below). Assuming an axisymmetric stationary state of the form given in Eq. (1), Eq. (2) becomes

$$-\frac{\hbar^2}{2M} \left(\frac{\partial^2}{\partial r^2} + \frac{1}{r} \frac{\partial}{\partial r} - \frac{m^2}{r^2} \right) f_m + g f_m^3 - \mu f_m = 0 \quad (3)$$

in two dimensions and

$$-\frac{\hbar^2}{2M} \left(\frac{\partial^2}{\partial r^2} + \frac{2}{r} \frac{\partial}{\partial r} \right) f_0 + g f_0^3 - \mu f_0 = 0 \quad (4)$$

in three dimensions. In Eq. (4) it is assumed that $m = 0$, as that is the only case that reduces to an ordinary rather than partial differential equation. This is an important special case, as it includes the ground state. In the remainder of this work, m will be taken as positive definite since $f_{-|m|} = f_{|m|}$.

The variables can be rescaled as

$$\eta_m \equiv \sqrt{\frac{g}{\mu}} f_m, \quad (5)$$

$$\chi \equiv \frac{\sqrt{2M\mu} r}{\hbar}. \quad (6)$$

Note that the radial coordinate is scaled to the length associated with the chemical potential. Then Eq. (3) becomes

$$\eta_m'' + \frac{1}{\chi} \eta_m' - \frac{m^2}{\chi^2} \eta_m - \eta_m^3 + \eta_m = 0, \quad (7)$$

and Eq. (4) becomes

$$\eta_0'' + \frac{2}{\chi} \eta_0' - \eta_0^3 + \eta_0 = 0, \quad (8)$$

where the sign of μ has been assumed to be positive, since this is the physically meaningful case for repulsive atomic interactions. Note that, in these units, the length scale of a vortex core is on the order of unity.

Equations (7) and (8) are nonlinear second order ordinary differential equations. Their physically relevant solutions take the form of vortices, rings, and spherical shells, as we will show in the following three sections.

III. VORTICES

Vortex solutions, as we have defined them, require an infinitely extended system, since the wavefunction must approach a nonzero constant as $r \rightarrow \infty$. This constant, $\bar{n} = \mu/g$, is the asymptotic density of the vortex state, and therefore $\eta_m(r) \rightarrow \pm 1$ as $r \rightarrow \infty$. In Sec. IV the case of a vortex in a confined system will be discussed. Here, the discussion will be confined to the case of two dimensions, since the addition of a third dimension simply extends the two-dimensional solution uniformly along the z -axis. The case of $m = 0$, which provides a convenient limiting case for mathematical understanding, will be included in this section, even though it is technically not a vortex, as it has zero vorticity.

A. Analytic Structure of the Solutions

Since Eqs. (7) and (8) do not contain any non-polynomial terms, one may begin with a power series solution by a Taylor expansion around $\chi = 0$ of the form

$$\eta_m(\chi) = \sum_{j=0}^{\infty} a_j \chi^{2j+m}, \quad (9)$$

where the a_j are coefficients. For solutions which have the limiting behavior $\eta_m \rightarrow 0$ at the origin, which is necessarily true for all non-divergent solutions with $m \neq 0$, the nonlinear term η_m^3 becomes negligible as $\chi \rightarrow 0$. Then the Bessel function solutions to the linear Schrödinger equation are recovered. Note that this will equally be true where η has a node, in the neighborhood of the node. Thus near the origin the wavefunction must behave as $\eta_m(\chi) \propto \chi^m$. This motivates the choice of the exponent of χ in Eq. (9). By examination of Eqs. (7) and (8), it is clear that only even or odd powers of χ can have nonzero coefficients. The Taylor series has been written in such a way as to eliminate all terms which are obviously zero. Substituting Eq. (9) into Eqs. (7) and (8), the coefficients can then be obtained recursively by equation of coefficients of equal powers. One finds that all coefficients a_j for $j \neq 0$ can be expressed as a polynomial in odd powers of a_0 of order $\lfloor j/(m+1) \rfloor$, where $\lfloor x \rfloor$ denotes the greatest integer less than or equal to x . For example, the first few terms for $m = 1$ are

$$\begin{aligned} a_1 &= -\frac{1}{8}a_0, \\ a_2 &= \frac{1}{192}(a_0 + 8a_0^3), \\ a_3 &= -\frac{1}{9216}(a_0 + 80a_0^3), \\ a_4 &= \frac{1}{737280}(a_0 + 656a_0^3 + 1152a_0^5). \end{aligned} \quad (10)$$

Thus the coefficient a_0 is the only free parameter of the problem. We consider only $a_0 > 0$, since for each solution $\eta_m(\chi; a_0)$, there is a degenerate solution $\eta_m(\chi; -a_0)$.

The power series provides a useful, practical method for propagating the solution of the GPE away from the singular point at $r = 0$ [34]. However, it is not a practical method for extension to large r and we therefore use other methods in intermediate and large r regions. An asymptotic expansion which is not formally convergent but nevertheless useful is obtained by the transformation

$$\zeta \equiv 1/\chi. \quad (11)$$

Then Eq. (7) becomes

$$\left[\zeta^4 \frac{\partial^2}{\partial \zeta^2} + \zeta^3 \frac{\partial}{\partial \zeta} - m^2 \zeta^2 - \eta_m^2 + 1 \right] \eta_m(\zeta) = 0. \quad (12)$$

A Taylor expansion around $\zeta = 0$ yields the asymptotic power series solution

$$\eta_1 = 1 - \frac{1}{2\chi^2} - \frac{9}{8\chi^4} - \frac{161}{16\chi^6} - \frac{24661}{128\chi^8} - \dots, \quad (13)$$

$$\eta_2 = 1 - \frac{2}{\chi^2} - \frac{6}{\chi^4} - \frac{68}{\chi^6} - \frac{1514}{\chi^8} - \dots, \quad (14)$$

$$\eta_3 = 1 - \frac{9}{2\chi^2} - \frac{153}{8\chi^4} - \frac{4473}{16\chi^6} - \frac{962037}{128\chi^8} - \dots, \quad (15)$$

etc. as $\chi \rightarrow \infty$. Since this series has no free parameters, it is clear that only one value of the determining coefficient a_0 in Eq. (9) can lead to the vortex solution. We define this critical value as a_0^{vortex} . All values of $a_0 > a_0^{\text{vortex}}$

lead to divergent solutions, while values of $a_0 < a_0^{\text{vortex}}$ lead to solutions which asymptotically approach zero, as shall be discussed in Sec. IV. It is in this sense that the vortex solution manifests as a boundary between divergent and non-divergent solutions.

Lastly, it is worthwhile to mention a limiting case which will prove useful in Sec IV. For $m = 0$ all coefficients are zero except for a_0 . Examination of Eqs. (7) and (12) shows that the solution must be

$$\eta_0(\chi) = 1. \quad (16)$$

This is the ground state in an extended system in two dimensions.

B. Solution by Padé Approximant

It is desirable to determine the behavior of the vortex in intermediate regions between zero and infinity. The two point Padé approximant is defined by the rational function

$$\frac{\mathcal{N}_{p,q}(x)}{\mathcal{D}_{p,q}(x)} = \frac{c_0 + c_1x + \dots + c_{q-1}x^{q-1}}{d_0 + d_1x + \dots + d_qx^q}, \quad (17)$$

where

$$\mathcal{N}_{p,q}(x) - f(x)\mathcal{D}_{p,q}(x) = \mathcal{O}(x^p) \quad (18)$$

as $x \rightarrow 0$ and

$$\mathcal{N}_{p,q}(x) - g(x)\mathcal{D}_{p,q}(x) = \mathcal{O}(x^{p-2q-1}) \quad (19)$$

as $x \rightarrow \infty$ for all p such that $0 \leq p \leq 2q$, with p and q integers. The functions $f(x)$, $g(x)$ are power series expansions of the same function as $x \rightarrow 0, \infty$. The solution of Eqs. (18) and (19) for the power series expansions of Sec. III A leads to a determination of the critical value of the determining coefficient a_0^{vortex} and therefore a solution of the NLSE valid over all space.

For instance, taking $q = 3$, one finds

$$\eta_1 \simeq \frac{\sqrt{2}x + 2x^2}{1 + \sqrt{2} + 2x^2}. \quad (20)$$

The approximation can be successively improved. Taking $q = 4$ one finds

$$\eta_1 \simeq \frac{16\sqrt{62}x + 248x^2 + 30\sqrt{62}x^3}{124 + 31\sqrt{62}x + 248x^2 + 30\sqrt{62}x^3}, \quad (21)$$

and so on. By solving Eqs. (18) and (19) at successively higher order, one obtains a convergent value of a_0^{vortex} .

However, in practice this procedure is limited in precision due to the appearance of spurious roots as well as by computation time. Due to the nonlinear nature of Eqs. (18) and (19), there are multiple values of a_0 which satisfy them. These roots become sufficiently close to each other so as to mislead root-finding algorithms.

TABLE I: Results of 2-point Padé approximant for the determining coefficient a_0^{vortex} of quantum vortex stationary states. a_0^{vortex} is the first nonzero coefficient in the power series solution of the 2D NLSE under the assumption of a single central vortex of winding number m , and determines all subsequent coefficients.

Winding number m	a_0^{vortex}	Precision
0	1	∞
1	0.583189	6
2	0.15309	5
3	0.02618	4
4	0.00333	3
5	0.0002	1

Roots close to a_0^{vortex} tend to produce solutions which are asymptotically correct but have spurious non-monotonic behavior, *i.e.*, wiggles in intermediate regions. There are two options for root finding of large systems of coupled polynomial equations. One may find all roots and test them one by one. However, the computation time becomes prohibitive for higher order polynomials and large numbers of simultaneous equations. Or, one may use Newton's method or some other local root-finding algorithm to find the root closest to the correct one for the previous lowest order. The appearance of spurious roots then becomes a limiting factor.

In Table I is shown the best convergent values of a_0^{vortex} for winding number zero to five. Higher m leads to the appearance of more spurious roots and therefore a lower maximum precision. This may be understood as follows. The coefficients in the power series defined by Eq. (9) were polynomials in a_0 of order $\lfloor j/(m+1) \rfloor$. High winding number therefore requires a greatly increased number of terms in order to obtain improved values of a_0^{vortex} . The higher the number of terms, the greater the possibility that spurious roots will appear. In practice, $q \simeq 30$ is the highest order two-point Padé approximant that is computable for vortex solutions to the NLSE.

In the next section, we will demonstrate an alternative method that does not suffer from the limitations of the two-point Padé approximant. However, the Padé approximant is worth retaining because it provides interpolating functions in the form of rational polynomials which can reproduce the small and large χ behavior of the wavefunction to very high order.

C. Solution by Numerical Shooting

The 2D NLSE in the form given by Eq. (7) can be solved by shooting [35]. In this standard method [36], one chooses the values of $\eta(\chi_0)$ and $\eta'(\chi_0)$ for $\chi_0 \ll 1$. In this way, one can obtain an accurate relation between $\eta(\chi_0)$ and $\eta'(\chi_0)$ via the power series of Eq. (9). One then integrates the NLSE by initial value methods to-

TABLE II: The best possible converged values via numerical shooting methods of the determining coefficient for quantum vortex stationary states.

Winding number m	a_0^{vortex}	Precision
0	1	∞
1	0.5831 8949 5860 3292 7968	20
2	0.1530 9910 2859 54	14
3	0.0261 8342 07	9
4	0.0033 2717 34	8
5	0.0003 3659 39	7

wards arbitrarily large values of χ . The correct initial value of η and η' leads to the vortex solution. Because the vortex solution lies on the boundary between divergent and nondivergent behavior, it is quite easy to tell when one has made a wrong choice: either η diverges to infinity or it oscillates and approaches zero. One chooses an initial value of a_0 , then iterates. Note that the boundary cannot be chosen at $\chi_0 = 0$, since $\eta = 0$ is a valid solution to the 2D NLSE. Rather, a value of χ_0 which is exponentially small is used, so as to ensure the accuracy of the power series solution.

In practice, the order of the power series is never a limiting factor. For example, we worked with 40 terms. Up to ten additional terms were tried without finding any difference in the results. Instead, the two adjustable parameters in the calculation were χ_0 and the number of digits of internal precision used in our numerical routine. Of these, it was the latter that most strongly affected the critical value of a_0 . In order to determine a_0^{vortex} to the highest possible precision, it was necessary to use numbers of higher than double precision. It was found that 35 digits was a practical maximum for our computing capabilities. In each case, the number of digits of precision was determined by comparing the results using 32, 33, 34, and 35 digits of internal computational precision. In Table II are shown the results. Note that they are consistent with and greatly improve upon those of the two-point Padé approximant shown in Table I. As in Sec. III B, the calculations proved more computationally difficult at higher winding number.

The reader may ask why obtaining such high precision in the value of a_0^{vortex} is desirable. The reason is that each digit of precision brings the solution a few units of χ closer to the exact vortex solution. In order to obtain a solution which is exactly on the boundary between divergence and non-divergence an infinite number of digits are required. We illustrate this extremely sensitive dependence of the determining coefficient on the number of digits of precision in Fig. 1. Shown are three values of a_0 which approximate a_0^{vortex} to k digits of precision, where k is defined by

$$a_0 = a_0^{\text{vortex}}(1 - 10^{-k}). \quad (22)$$

In Eq. (22), a small subtraction is made in the k th digit, so that a convergent rather than divergent solution is

obtained. In panel (a), the divergent solution is also depicted for the same value of k , with $a_0 = a_0^{\text{vortex}}(1+10^{-k})$: *i.e.*, a small *addition* is made in the k th digit. It is in this sense that the vortex solution is a boundary between convergent and divergent solutions.

The figure shows the solution obtained via numerical shooting for $k = 16, 8$, and 2 in panels (a), (b), and (c), respectively. A winding number of $m = 1$ is assumed. In (b) and (c), the usual Bessel function solution to the two-dimensional linear Schrödinger equation is shown for comparison. One sees that the higher the precision, the further the first node is pushed out towards large values of χ . To move the node to infinity, an infinite number of digits of precision is required. All of the solutions except the divergent one depicted in Fig. 1 are examples of ring solutions, as we discuss in detail in the next section.

IV. RINGS

Ring solutions have a central vortex, for $m \geq 1$, and are surrounded by a denumerably infinite number of concentric nodal rings in an infinitely extended system. An example was shown in Fig. 1. Note that this is unrelated to a vortex ring, which is a vortex line which has closed on itself [31]. Ring solutions are obtained by numerical shooting methods, as described in Sec. III C, where the initial value of $\eta(\chi_0)$ and $\eta'(\chi_0)$ are determined by the power series solution of Sec. III A. A single free parameter, the first non-zero coefficient a_0 in the series, was shown to be the determining coefficient for the solution. For all $|a_0| < a_0^{\text{vortex}}$, a ring solution results.

One finds an intriguing relationship between the position of the first node and the number of digits of precision k in the critical determining coefficient a_0^{vortex} , where k is defined by Eq. (22). In Fig. 2 is shown the position of the first node $\chi_1(k)$ [37]. One observes that the relationship is linear. For all values of the winding number but $m = 0$, the curves lie nearly on top of each other, and all are parallel. Clearly, from Eq. (7), for large χ the term which depends on m becomes negligible. Note that the use of the special case $m = 0$ ensures that, in at least one case, the exact value of a_0^{vortex} is known. The best values of a_0^{vortex} for $m \neq 0$ are given in Table II.

A. The Cylindrical Box

A confined condensate may be obtained by placing an infinite potential wall at fixed r , at any node of the wavefunction $\psi(r, \phi)$. This treats either a disc in two dimensions or a cylinder of infinite z extent in three dimensions. In both cases, one derives a 2D NLSE from the 3D one by forcing one degree of freedom into the ground state and integrating over it. This leads to a straightforward renormalization of the coefficient of the nonlinear, cubic term. In the case of a disk, g is renormalized by $1/\ell_z$, where ℓ_z is a characteristic length in the direction

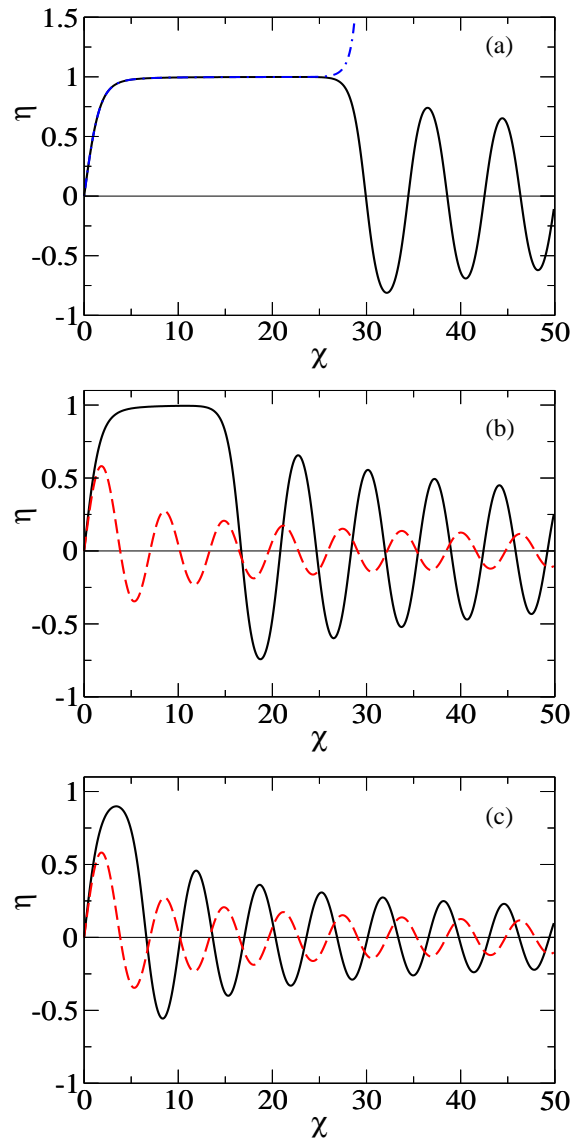


FIG. 1: (color online) *Approaching the vortex solution.* Shown is the dependence of the wavefunction on the precision in the critical determining coefficient a_0^{vortex} for a quantum vortex stationary state of the nonlinear Schrödinger equation. (a) The vortex solution forms a boundary between convergent ($a_0 = a_0^{\text{vortex}}(1 - 10^{-16})$, solid black curve) and divergent ($a_0 = a_0^{\text{vortex}}(1 + 10^{-16})$, dot-dashed blue curve) solutions. As the precision is reduced, the first node moves towards the origin and the solution approaches the Bessel function: (b) 8 digits of precision; (c) 2 digits of precision. In (b) and (c) the regular Bessel function solution to the *linear* Schrödinger equation is shown for comparison [32] (dashed red curve). Note that all axes are dimensionless.

to be integrated over. For example, in many experiments on BEC's a disc-like oblate condensate is produced by a tight harmonic trap of angular frequency ω_z in the z direction, where $\ell_z \equiv \sqrt{\hbar/M\omega_z}$ [38]. A sufficient condition is $\xi \gg \ell_z \gg a_s$, where $\xi \equiv (8\pi\bar{n}a_s)^{-1/2}$ is the healing length of the condensate, with \bar{n} the mean 3D den-

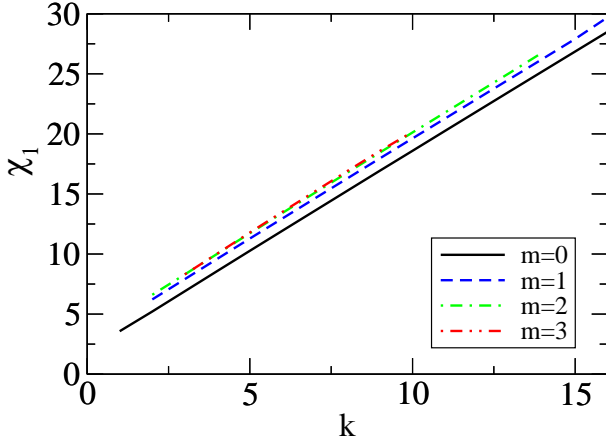


FIG. 2: (color online) *Approaching the vortex solution.* The position of the first node χ_1 is shown as a function of the number of digits of precision k in the determining coefficient a_0^{vortex} for quantum vortex solutions to the 2D nonlinear Schrödinger equation, as defined in Eq. (22). Observe that all curves are close to parallel and linear in k , and as the winding number m increases, the curves converge. Note that all axes are dimensionless.

sity [33, 39, 40, 41]. The requirement on a_s ensures that the NLSE is still applicable and avoids the possibility of a shape resonance [33, 39, 40]. In the case of an infinite cylinder, one simply renormalizes g to the constant density in the z direction.

The normalization of ψ in two dimensions for a BEC of N atoms in a cylindrical box of length L is given by

$$\int_0^{2\pi} d\phi \int_0^R dr r |\psi(r, \phi; t)|^2 = N. \quad (23)$$

After the change of units given by Eqs. (5) and (6) the normalization becomes

$$\int_0^{\chi_R} d\chi \chi [\eta_m(\chi)]^2 = \mathcal{N}, \quad (24)$$

where

$$\mathcal{N} \equiv \frac{M}{\pi \hbar^2} g N, \quad (25)$$

$$\chi_R \equiv \sqrt{\frac{2M\mu}{\hbar^2}} R \quad (26)$$

are the effective nonlinearity and cylinder radius. We note that \mathcal{N} has a simple interpretation in the case of an oblate harmonically trapped condensate:

$$\mathcal{N} \simeq 4a_s N \sqrt{M\omega_z/\hbar}, \quad (27)$$

where ω_z is the transverse trapping angular frequency.

In order to quantize the solutions in the cylindrical box, one holds the normalization and the cylinder radius to be constant. The form of the wavefunction and the

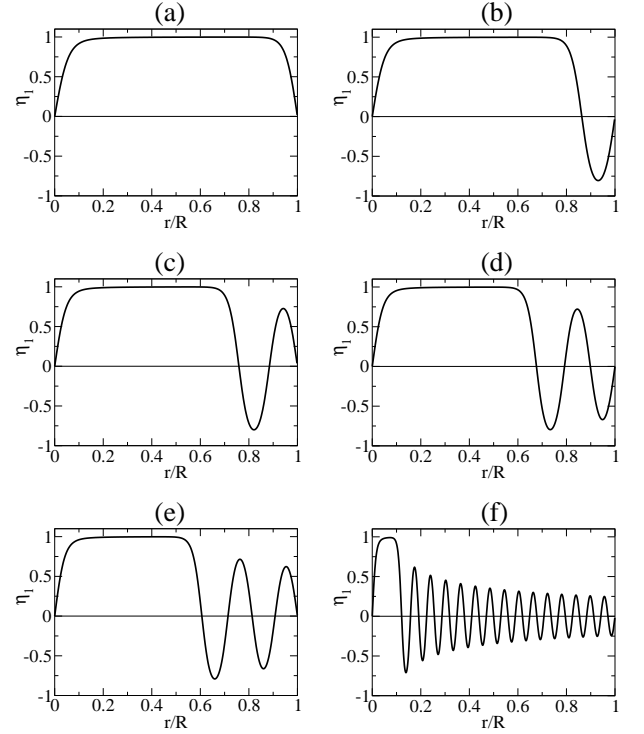


FIG. 3: *Ring solutions.* Shown is the form of the wavefunction η_1 for (a) the ground state, (b)-(e) the first four axisymmetric excited states, and (f) a highly excited state, all as a function of the radial coordinate r scaled to the cylinder size R . Cylindrical box boundary conditions in cylindrical polar coordinates are assumed. The central vortex has winding number $m = 1$. The nodes in r are rings in ϕ over which the phase alternates in sign. Here, the case of strong nonlinearity is illustrated, with $(m/\pi\hbar^2)gN = 4a_s N/\ell_z = 402$, where ℓ_z is a characteristic transverse length. Note that all axes are dimensionless.

chemical potential can be obtained as follows. One calculates the dependence of the normalization on a_0 as

$$\int_0^{\chi_j(a_0)} d\chi \chi [\eta_m(\chi)]^2 = \mathcal{N}_j, \quad (28)$$

where $\chi_j(a_0)$ is the distance to the j th node in $\eta(\chi)$. As evident in Figs. 1 and 2, a more useful variable to determine the dependence of \mathcal{N}_j on a_0 is the number of digits of precision k , as defined by Eq. (22). Note that k is not restricted to an integer value. The value of k also determines χ_j . From Eq. (26), the chemical potential scaled to the energy associated with the cylinder radius is

$$\mu_{Rj} \equiv \frac{2MR^2}{\hbar^2} \mu_j = \chi_j^2 \quad (29)$$

where μ_j is the chemical potential for the $(j-1)$ th excited state, with $j = 1$ giving the ground state. The function $\mu_{Rj}(\mathcal{N}_j)$ can be calculated from Eqs. (28) and (29). This gives the chemical potential as a function of the atomic interaction strength.

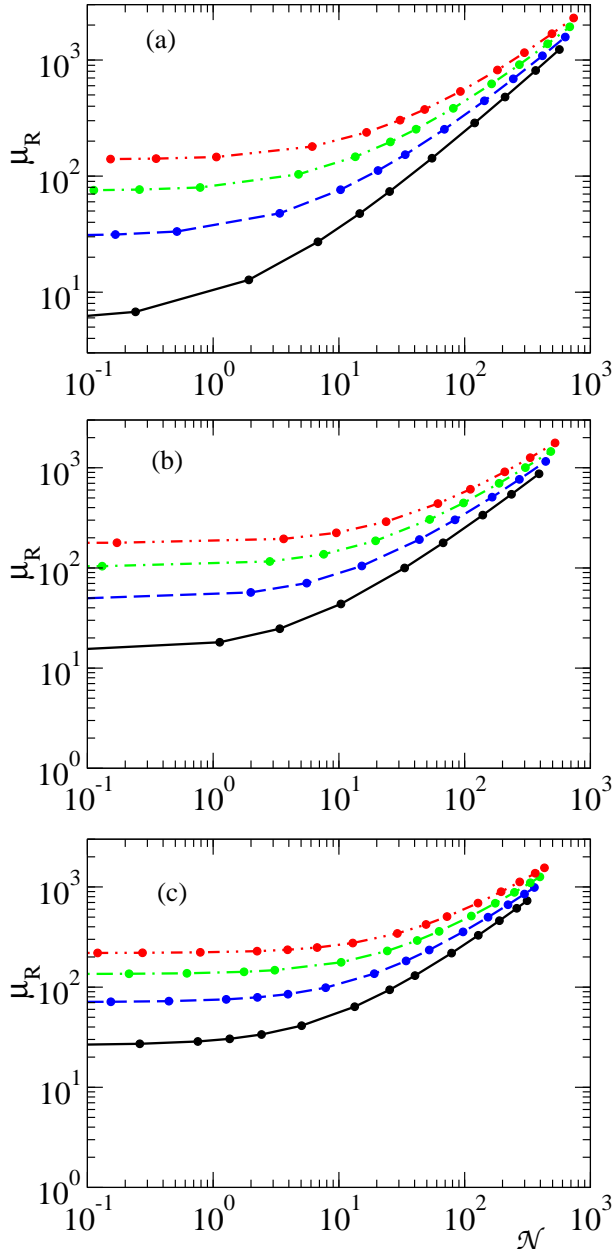


FIG. 4: (color online) *Ring solutions*. Shown are the eigenvalue spectra $\mu_R \equiv (2MR^2/\hbar^2)\mu$ as a function of the normalization $\mathcal{N} \equiv (M/\pi\hbar^2)gN$. The winding numbers (a) $m = 0$, (b) $m = 1$, and (c) $m = 2$ are illustrated for the ground state (solid black curve), and the first three excited states (blue dashed, green dot-dashed, and red double-dot-dashed curves). The circles show the actual data points. Note that all axes are dimensionless and on the same log-log scale.

In Fig. 3 are shown the wavefunctions for the ground state and first three excited states for a fixed strong nonlinearity $\mathcal{N}_j = \mathcal{N}$ for all j and winding number $m = 1$. The weaker the nonlinearity and the larger the number of nodes in the solution, the closer it resembles the regular Bessel function $J_m(\chi)$. In an appropriately scaled finite system, the relative weight of the kinetic term to the

mean field term in the NLSE increases strongly with the number of nodes. We note the contrast with the distribution of nodes for the corresponding 1D NLSE [28, 29], where the nodes are evenly spaced even in the extremely nonlinear limit. The value of the nonlinearity was chosen to be $\mathcal{N} = 402$. For transverse harmonic confinement of angular frequency $\omega_z = 2\pi \times 100$ Hz and ^{87}Rb , which has a scattering length of $a_s = 5.77$ nm, this corresponds to $N \simeq 20,000$ atoms. Note that, since η is scaled to g/μ , and μ depends on the number of nodes, the vertical scaling is different in each panel of Fig. 3.

The eigenvalue spectra for the ground state and the first two excited states are shown in Fig. 4. The winding numbers $m = 0$, $m = 1$, and $m = 2$ are illustrated on a log-log scale. Note that, for simplicity, the subscript j has been dropped from μ_R and \mathcal{N} . Clearly there are two regimes. For small \mathcal{N} , μ_R is independent of the norm. This must be the case near the linear-Schrödinger-equation regime, since μ_R must approach the eigenvalues of the regular Bessel function $J_m(\chi)$ which solves Eq. (7) with no cubic term. One finds $\mu_{Rj} \rightarrow (\chi_j^{\text{linear}})^2$, where χ_j^{linear} are the known values of the nodes of the Bessel function [32]. For large \mathcal{N} , it appears that $\mu_R \propto \mathcal{N}$. This dependence can be understood analytically in the case of the Thomas-Fermi-like profile [9] for the lowest energy state with winding number $m = 1$. Consider the scaling

$$\rho \equiv r/R \quad (30)$$

$$\kappa(\rho) \equiv f(r/R). \quad (31)$$

Then Eq. (7) becomes

$$\frac{\partial^2 \kappa}{\partial \rho^2} + \frac{1}{\rho} \frac{\partial \kappa}{\partial \rho} - \frac{m^2}{\rho^2} \kappa - \pi R^2 \mathcal{N} \kappa^3 + \mu_R \kappa = 0. \quad (32)$$

The Thomas-Fermi profile is obtained by dropping the derivatives:

$$\kappa_{\text{TF}}(\rho) = \frac{\mu_R}{\pi R^2 \mathcal{N}} \left(1 - \frac{\rho_m^2}{\rho^2} \right) \quad (33)$$

where

$$\rho_m \equiv \frac{m}{\sqrt{\mu_R}} \quad (34)$$

is the core size and κ_{TF} is zero for $\rho \leq \rho_m$. The normalization condition is

$$2\pi R^2 \int_{\rho_m}^1 d\rho \rho [\kappa_{\text{TF}}(\rho)]^2 = 1. \quad (35)$$

Then the chemical potential in units of the energy associated with the cylinder radius is

$$\mu_R = \frac{\mathcal{N}}{1 - \rho_m^2 [1 + \ln(\rho_m^2)]}. \quad (36)$$

The limit $\rho_m \ll 1$ is consistent with the Thomas-Fermi-like profile, which neglects the radial kinetic energy. In this limit, one finds

$$\mu_R \simeq \mathcal{N} [1 + \rho_m^2 - \rho_m^2 \ln(\rho_m^2)]. \quad (37)$$

For $\rho_m^2 \leq 0.03$, as is the case in the right hand side of Fig. 4(a)-(c), the dependence on ρ_m^2 is a less than 10% perturbation.

B. Asymptotic Behavior

As $r \rightarrow \infty$ the ring-solution wavefunction approaches zero in an infinitely extended system. Thus one might expect that the nonlinear term η^3 in Eq. (7) is negligible in comparison to the other terms, and the differential equation returns to the usual defining equation for the Bessel functions. The asymptotic form of the regular Bessel function $J_m(\chi)$ is [32]

$$J_m(\chi) = \sqrt{\frac{2}{\pi\chi}} \cos \left[\chi - \frac{m\pi}{2} - \frac{\pi}{4} \right], \quad (38)$$

to leading order in the amplitude and the phase. However, one cannot neglect the effect of the cubic term on the phase shift, as may be seen by the following considerations.

The asymptotic form of the Bessel function can be derived via the semiclassical WKB approximation [42]. The phase shift of $\pi/4$ can be derived by analytical continuation or other means [43]. The semiclassical requirement that the de Broglie wavelength be small compared to the length scale of the change in potential is not quite satisfied near the origin. The rescaling $y = y_0 \ln(\chi)$ suffices to map the problem onto the usual semiclassical one. One can avoid the rescaling by the substitution $m^2 \rightarrow m^2 - \frac{1}{4}$. Then the term $m\pi/2$ in the phase shift follows directly [44, 45]. We use this simpler method in order to derive the phase shift in the nonlinear problem.

The semiclassical momentum is

$$p(x) \equiv \sqrt{1 - V_{\text{eff}}(\chi)}, \quad (39)$$

where the effective potential is

$$V_{\text{eff}}(\chi) = \frac{m^2}{\chi^2} + [\eta_m(\chi)]^2. \quad (40)$$

Taking the nonlinear term as perturbative, to lowest order Eq. (40) becomes

$$V_{\text{eff}}(\chi) \simeq \frac{m^2}{\chi^2} + \frac{B^2}{\chi} \cos^2(\theta_m), \quad (41)$$

$$\theta_m \equiv \chi - \frac{m\pi}{2} - \frac{\pi}{4}, \quad (42)$$

where B is a constant coefficient of the amplitude of the wavefunction. In the linear case, it is conventionally taken as $B = \sqrt{2/\pi}$. Expanding Eq. (39) for large χ , one finds

$$p(\chi) \simeq 1 - \frac{B^2 \cos^2 \theta_m}{2\chi} - \frac{m^2 - \frac{1}{4}B^2 \cos^4 \theta_m}{2\chi^2}. \quad (43)$$

The semiclassical form of the wavefunction is [42, 43]

$$\eta_m \simeq \frac{B}{\sqrt{\chi}} \cos \left(S - \frac{\pi}{4} \right) \quad (44)$$

to leading order, where

$$S \equiv \int_0^\chi d\chi' p(\chi') \quad (45)$$

is the semiclassical action. Upon substitution of Eq. (43) one finds the form of the wavefunction to leading order in the amplitude and the phase,

$$\eta_m \simeq \frac{B}{\sqrt{\chi}} \cos \left[\chi - \frac{B^2}{4} \ln(\chi) - \frac{m\pi}{2} - \frac{\pi}{4} + \delta(a_0, m) \right], \quad (46)$$

where δ is a phase shift which depends on the determining coefficient a_0 and the winding number m . This coefficient cannot be analytically determined by Eq. (45) since the large χ form of the wavefunction was used, while the phase shift is due to its behavior in the small χ region. The amplitude coefficient B is a free parameter, the square of which is related to the mean number density [46].

The form of Eq. (46) resembles that of the Coulomb function [32], in that it has a $\ln(\chi)$ dependence in the phase. This is due to the $1/\chi$ term in the effective potential in Eq. (41). It is in this sense that the nonlinear term in Eq. (7) cannot be neglected, even as $\eta \rightarrow 0$.

V. SPHERICAL SHELLS

Spherical shell solutions are the three-dimensional analog of ring solutions. In order to obtain an ordinary differential equation, rather than a partial one, a winding number of $m = 0$ must be assumed. A power series solution of Eq. (8) may be developed by substitution of Eq. (9). This leads to a solution similar to that of Sec. III A. All coefficients in the power series are given as polynomials in the determining coefficient a_0 . The special solution $\eta_0(\chi) = a_0 = 1$ is the ground state in an extended system. Thus $a_0^{\text{vortex}} = 1$. Positive values of a_0 which are larger than unity lead to a divergent solution. Those less than unity lead to a convergent solution which approaches zero as $\chi \rightarrow \infty$.

A. The Spherical Box

Solutions can be quantized in the three-dimensional isotropic box in the same way as the two-dimensional one. The only geometry directly represented by this choice of boundary conditions is an isotropic hard sphere. The solution methods are identical to those of Sec. IV A. The only change, aside from making use of Eq. (8) rather than Eq. (7), is in the normalization. The three-dimensional normalization condition is

$$\frac{1}{\chi R} \int_0^{\chi R} d\chi \chi^2 [\eta_0(\chi)]^2 = \mathcal{N}_{3D}, \quad (47)$$

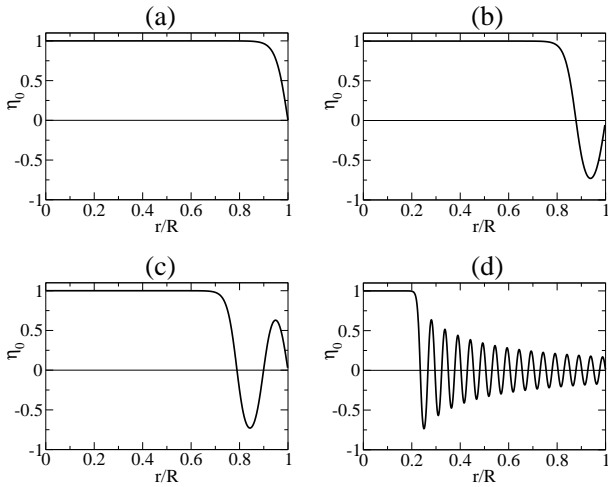


FIG. 5: *Spherical shell solutions.* Shown is the form of the wavefunction for (a) the ground state, (b)-(c) the first two excited isotropic states, and (d) a highly excited isotropic state. The boundary conditions are a spherical box in three dimensions. The winding number is zero. The case of strong nonlinearity is illustrated, with $\mathcal{N}_{3D} = 2a_s N/R = 251$. Note that all axes are dimensionless.

where χ_R was defined in Eq. (26) and

$$\mathcal{N}_{3D} \equiv \frac{MgN}{2\pi\hbar^2 R} = \frac{2a_s N}{R}. \quad (48)$$

In Fig. 5 are shown the ground state, the first and second excited states, and a highly excited state. A fixed nonlinearity of $\mathcal{N}_{3D} = 251$ was chosen. In Fig. 6 is shown the eigenvalue spectra on a log-log scale. As in the two-dimensional case of Fig. 4, there are two regimes. For small \mathcal{N}_{3D} , the eigenvalues are independent of the nonlinearity, $\mu_{Rj} \rightarrow (\chi_j^{\text{linear}})^2$. The constant χ_j^{linear} is the distance to the j th nodes of the spherical Bessel function $j_0(\chi)$ which solves Eq. (8) with no cubic term [32]. For large \mathcal{N}_{3D} , one again finds a linear dependence. A simple estimate based on the Thomas-Fermi profile for $m = 0$, which is just $f_0(r) = \mu/g$ for $r \leq R$ and zero otherwise, gives the chemical potential of the ground state as $\mu_R = \mathcal{N}_{3D}/3$.

B. Asymptotic Behavior

As $r \rightarrow \infty$ the spherical shell solution wavefunction approaches zero in an infinitely extended system. Just as in Sec. IV B, one can use the WKB semiclassical approximation method to determine the asymptotic form of the wavefunction. The solution to Eq. (8) without the cubic term is the spherical Bessel function [32]

$$j_0(\chi) = \frac{\sin \chi}{\chi}, \quad (49)$$

where we have assumed the wavefunction to be finite at the origin. One can take the nonlinear term as perturbative since, for sufficiently large χ , the linear form of the

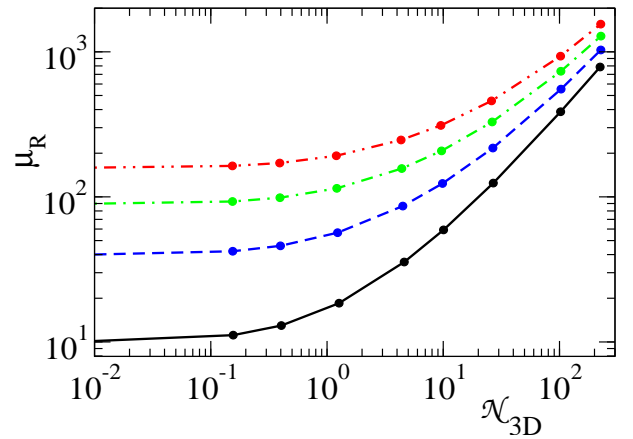


FIG. 6: *Spherical shell solutions.* Shown are the eigenvalue spectra $\mu_R \equiv (2MR^2/\hbar^2)\mu$ as a function of the normalization $\mathcal{N}/2 \equiv (M/2\pi\hbar^2)gN$. The ground state (solid black curve) and the first three isotropic excited states (blue dashed, green dot-dashed, and red double-dot-dashed curves) are illustrated for a winding number of $m = 0$. The circles show the actual data points. Note that all axes are dimensionless and on a log-log scale.

wavefunction must dominate. Then the effective potential in the WKB formalism is

$$V_{\text{eff}}(\chi) \simeq B^2 \frac{\sin^2 \chi}{\chi^2}, \quad (50)$$

where B is the amplitude of the wavefunction. From Eqs. (39) and (45), the WKB action is

$$S \simeq \chi - \frac{B^2}{4} \frac{1}{\chi} + \delta'(a_0, m) \quad (51)$$

for large χ , where the phase shift $\delta'(a_0, m)$ cannot be determined from the large χ behavior of the wavefunction. Then the asymptotic form of the wavefunction is

$$\eta_0(\chi) \rightarrow \frac{B}{\chi} \sin \left[\chi - \frac{B^2}{4\chi} + \delta(a_0, m) \right]. \quad (52)$$

VI. DISCUSSION AND CONCLUSIONS

P. W. Anderson has previously pointed out the phase rigidity inherent to superfluid systems [47]. Superflow is driven by phase gradients. The ring and spherical shell solutions of this work constitute annular islands of constant phase which may have coherent analogs even in anisotropic or inhomogeneous systems.

For example, soliton trains in one-dimensional BEC's, which are reminiscent of the "ring solutions", have been found to be archetypes of planar soliton motions encountered in three-dimensional BEC's. These solutions to the one-dimensional NLSE are stationary states with islands of constant phase between equally spaced nodes.

When appropriately perturbed, they give rise to soliton motion [28, 48]. In fact, the stationary solutions can be considered to be dark solitons in the limiting case of zero soliton velocity, and the perturbation that produces propagating “gray” solitons is the imposition of a slight phase shift in the wavefunction across a node. These one-dimensional examples were found to have experimentally accessible analogs in three-dimensional BEC’s in which optically induced phase shifts across a plane of symmetry resulted in soliton motion [49, 50, 51]. Correspondingly, the two-dimensional ring solutions presented herein suggest the possibility of creating ring soliton motion by imposing a phase shift across the boundary of a disk. We will address this in subsequent work.

The existence of ring dark solitons has been predicted theoretically [22, 23, 24, 25] and demonstrated experimentally [26, 27] in the context of nonlinear optics. Recently, it was suggested that a single ring dark soliton could be created in a confined BEC [21]. A ring dark soliton corresponds to a single node in our ring solutions. It is known that a single ring dark soliton in an infinitely extended system expands indefinitely [22]. This therefore clarifies why the ring solutions require an infinite number of nodes in order to obtain a stationary state. It also explains why, in a confined system, the creation of nodes tends to be towards the condensate wall. Although in Ref. [21] it was found that a single ring dark soliton was unstable to vortex pair creation via the transverse, or snake instability in the Thomas-Fermi limit in a harmonic trap, we make the conjecture that our ring solutions are stable. In the infinitely extended system the presence of an infinite number of nodes will inhibit the snake instability. In the confined case, the fact that nodal rings are pushed up against the cylindrical box wall will again prevent them from decaying into vortex pairs. Finally, when the nonlinearity is very small, one recovers the regular Bessel function, which certainly does not exhibit a snake instability. We will present more detailed studies of stability in experimental geometries in future work.

Concerning the central vortex core of the ring solutions, we note that single vortices are quite long lived compared to experimental time scales [15, 16, 52, 53]. It is possible that forced excitation of the condensate may couple resonantly, either directly or parametrically, to ring formation. The same possibility exists for spherical shell solutions in the observation of nodal spherical shells. In two dimensions, unlike in three, multiply charged vor-

tices do not dynamically decay into singly charged vortices with the addition of white noise to the system [54], despite their being thermodynamically unstable. Recent experiments have been able to create and manipulate vortices of winding number greater than unity in a variety of ways [52, 55, 56]. Therefore our study of vortices in two dimensions of winding number higher than unity is experimentally relevant, despite their being energetically unstable [57].

In summary, we have elicited the form and properties of stationary quantum vortices in Bose-Einstein condensates. It was shown that their axisymmetric stationary excitations take the form of nodal rings. Quantization of these states can be attained by enforcing cylindrical box boundary conditions. Similar methods were used to study the ground state and isotropic stationary excitations in a spherical box. Two important aspects of these solutions is that (a) the rings or spherical shells pile up at the boundary wall, rather than being evenly spaced in r , in contrast to the one-dimensional case, and (b) the chemical potential depends linearly on the atomic interaction strength when the mean field energy dominates over the kinetic energy, *i.e.*, in the Thomas-Fermi limit.

This work was done in the same spirit as our previous articles on the one-dimensional nonlinear Schrödinger equation [28, 29]. A future work [30] will treat the attractive case, which has features radically different from the present study. For instance, vortex solutions are not monotonic in r . Moreover, there are a denumerably infinite number of critical values of the determining coefficient a_0 for fixed winding number which correspond to the successive formation of nodes at $r = \infty$.

At the time of submission, we became aware that phenomena similar to the spherical shell solutions have been experimentally observed in BEC’s [58].

We acknowledge several years of useful discussions with William Reinhardt on the one-dimensional case, which provided the foundation of our understanding of the two- and three-dimensional cases. LDC thanks the National Institute of Standards and Technology for generously hosting his stay during the conceptualization and completion of this project. He thanks the NSF for support under grant mps-drf 0104447 and the Department of Energy, Office of Basic Energy Sciences via the Chemical Sciences, Geosciences and Biosciences Division. The work of CWC was partially supported by the Office of Naval Research and by the National Science Foundation.

[1] L. P. Pitaevskii, Sov. Phys. JETP **13**, 451 (1961).
[2] E. P. Gross, Nuovo Cimento **20**, 454 (1961).
[3] A. L. Fetter, Ann. Phys. **70**, 67 (1972).
[4] R. J. Donnelly, *Quantized Vortices in Helium II* (Cambridge University Press, New York, 1991).
[5] M. H. Anderson, J. R. Ensher, M. R. Matthews, C. E. Wieman, and E. A. Cornell, Science **269**, 198 (1995).

[6] K. B. Davis, M.-O. Mewes, M. R. Andrews, N. J. van Druten, D. S. Durfee, D. M. Kurn, and W. Ketterle, Phys. Rev. Lett. **75**, 3969 (1995).
[7] C. C. Bradley, C. A. Sackett, J. J. Tollett, and R. G. Hulet, Phys. Rev. Lett. **75**, 1687 (1995).
[8] C. C. Bradley, C. A. Sackett, and R. G. Hulet, Phys. Rev. A **55**, 3951 (1997).

- [9] F. Dalfovo, S. Giorgini, L. P. Pitaevskii, and S. Stringari, *Rev. Mod. Phys.* **71**, 463 (1999).
- [10] A. J. Leggett, *Rev. Mod. Phys.* **73**, 307 (2001).
- [11] M. Greiner, C. A. Regal, and D. S. Jin, *Nature* **426**, 437 (2003).
- [12] S. Jochim, M. Bartenstein, A. Altmeyer, S. Riedl, C. Chin, J. H. Denschlag, and R. Grimm, *Science* **302**, 2102 (2003).
- [13] M. W. Zwierlein, C. A. Stan, C. H. Schunck, S. M. F. Raupach, S. Gupta, Z. Hadzibabic, and W. Ketterle, *Phys. Rev. Lett.* **91**, 250401 (2003).
- [14] G. P. Agrawal, *Nonlinear Fiber Optics*, 2nd ed. (Academic Press, San Diego, 1995).
- [15] M. R. Matthews, B. P. Aderson, P. C. Haljan, D. S. Hall, C. E. Wieman, and E. A. Cornell, *Phys. Rev. Lett.* **83**, 2498 (1999).
- [16] K. W. Madison, F. Chevy, W. Wohlleben, and J. Dalibard, *Phys. Rev. Lett.* **84**, 806 (2000).
- [17] P. A. Ruprecht, M. J. Holland, K. Burnett, and M. Edwards, *Phys. Rev. A* **51**, 4704 (1995).
- [18] A. L. Fetter and A. A. Svidzinsky, *J. Phys.: Condens. Matter* **13**, R135 (2001).
- [19] D. L. Feder, B. I. Schneider, and C. W. Clark, *Phys. Rev. A* **55**, 2126 (1997).
- [20] J. E. Williams and M. J. Holland, *Nature* **401**, 568 (1999).
- [21] G. Theocharis, D. J. Frantzeskakis, P. G. Kevrekis, B. A. Malomed, and Y. S. Kivshar, *Phys. Rev. Lett.* **90**, 120403 (2003).
- [22] Y. S. Kivshar and X. Yang, *Phys. Rev. E* **50**, R40 (1994).
- [23] W. Dreischuh, A. Fliesser, I. Velchev, S. Dinev, and L. Windholz, *App. Phys. B* **62**, 139 (1996).
- [24] D. J. Frantzeskakis and B. A. Malomed, *Phys. Lett. A* **264**, 179 (2000).
- [25] H. E. Nistazakis, D. J. Frantzeskakis, B. A. Malomed, and P. G. Kevrekidis, *Phys. Lett. A* **285**, 157 (2001).
- [26] D. Neshev, A. Dreischuh, V. Kamenov, I. Stefanov, S. Dinev, W. Fließer, and L. Windholz, *App. Phys. B* **64**, 429 (1997).
- [27] A. Dreischuh, D. Neshev, G. G. Paulus, F. Grasbon, and H. Walther, *Phys. Rev. E* **66**, 066611 (2002).
- [28] L. D. Carr, C. W. Clark, and W. P. Reinhardt, *Phys. Rev. A* **62**, 063610 (2000).
- [29] L. D. Carr, C. W. Clark, and W. P. Reinhardt, *Phys. Rev. A* **62**, 063611 (2000).
- [30] L. D. Carr and C. W. Clark, in preparation (2004).
- [31] P. G. Saffman, *Vortex Dynamics* (Cambridge Univ. Press, New York, 1992).
- [32] *Handbook of Mathematical Functions*, edited by M. Abramowitz and I. A. Stegun (National Bureau of Standards, Washington, D. C., 1964).
- [33] D. S. Petrov, M. Holzmann, and G. V. Shlyapnikov, *Phys. Rev. Lett.* **84**, 2551 (2000).
- [34] Numerical evaluation of the ratios a_{n+1}/a_n up to $n = 40$ indicates that the radius of convergence approaches infinity as $a_0 \rightarrow 0$, while for $a_0 > 0$ the radius of convergence appears to be finite.
- [35] We note that one can also obtain vortex solutions in a spherical box by relaxation methods [36]. However, in the search for the most precise value of a_0^{crit} which leads to the vortex solution, shooting methods are expected to provide better results.
- [36] W. H. Press, S. A. Teukolsky, W. T. Vetterling, and B. P. Flannery, *Numerical Recipes in C: The Art of Scientific Computing* (Cambridge Univ. Press, Cambridge, U.K., 1993).
- [37] We are able to obtain the value of $\chi_1(a_0)$ to a precision of only a few digits. Just like the Jacobian elliptic functions which solve the 1D stationary NLSE, stationary solutions to the 2D case rise extremely close to the maximum before falling back down to create the first node. Thus χ_1 is extremely sensitive to the number of digits of internal precision in our numerical integration routine [28, 29].
- [38] W. Ketterle, D. S. Durfee, and D. M. Stamper-Kurn, in *Proceedings of the International School of Physics "Enrico Fermi"* (IOS Press, Amsterdam; Washington, D.C., 1999), pp. 67–176.
- [39] M. Olshanii, *Phys. Rev. Lett.* **81**, 938 (1998).
- [40] D. S. Petrov, G. V. Shlyapnikov, and J. T. M. Walraven, *Phys. Rev. Lett.* **85**, 3745 (2000).
- [41] L. D. Carr, M. A. Leung, and W. P. Reinhardt, *J. Phys. B: At. Mol. Opt. Phys.* **33**, 3983 (2000).
- [42] M. Brack and R. K. Bhaduri, *Semiclassical physics, Frontiers in Physics* (Addison-Wesley, Reading, Massachusetts, 1997).
- [43] L. D. Landau and E. M. Lifshitz, *Quantum Mechanics (Non-relativistic Theory)* (Pergamon Press, Tarrytown, New York, 1977), Vol. 3.
- [44] R. E. Langer, *Phys. Rev.* **51**, 669 (1937).
- [45] M. V. Berry and K. E. Mount, *Rep. Prog. Phys.* **35**, 315 (1972).
- [46] B. Seaman, L. D. Carr, and M. J. Holland, submitted to *Phys. Rev. A* (2004).
- [47] P. W. Anderson, *Basic Notions of Condensed Matter Physics* (Addison-Wesley, New York, 1984).
- [48] W. P. Reinhardt and C. W. Clark, *J. Phys. B: At. Mol. Opt. Phys.* **30**, L785 (1997).
- [49] S. Burger, K. Bongs, S. Dettmer, W. Ertmer, K. Sengstock, A. Sanpera, G. V. Shlyapnikov, and M. Lewenstein, *Phys. Rev. Lett.* **83**, 5198 (1999).
- [50] J. Denschlag, J. E. Simsarian, D. L. Feder, C. W. Clark, L. A. Collins, J. Cubizolles, L. Deng, E. W. Hagley, K. Helmerson, W. P. Reinhardt, S. L. Rolston, B. I. Schneider, and W. D. Phillips, *Science* **287**, 97 (2000).
- [51] D. L. Feder, M. S. Pindzola, L. A. Collins, B. L. Schneider, and C. W. Clark, *Phys. Rev. A* **62**, 053606 (2000).
- [52] J. R. Abo-Shaeer, C. Raman, J. M. Vogels, and W. Ketterle, *Science* **292**, 496 (2001).
- [53] V. Bretin, P. Rosenbusch, F. Chevy, G. V. Shlyapnikov, and J. Dalibard, *Phys. Rev. Lett.* **90**, 100403 (2003).
- [54] I. A. Ivonin, V. P. Pavlenko, and H. Persson, *Phys. Rev. E* **60**, 492 (1999).
- [55] A. E. Leanhardt, A. Görlitz, A. P. Chikkatur, D. Kielpinski, Y. Shin, D. E. Pritchard, and W. Ketterle, *Phys. Rev. Lett.* **89**, 190403 (2002).
- [56] P. Engels, I. Coddington, P. C. Haljan, V. Schweikhard, and E. A. Cornell, *Phys. Rev. Lett.* **90**, 170405 (2003).
- [57] P. Nozières and D. Pines, *The Theory of Quantum Liquids* (Addison-Wesley, New York, 1990), Vol. II.
- [58] N. S. Ginsberg, J. Brand, and L. V. Hau, to be submitted (2004).