

Charge oscillations in Quantum Dots

Michael Sindel,¹ Alessandro Silva,^{2,3} Yuval Oreg,³ and Jan von Delft^{1*}

¹*Physics Department and Center for NanoScience, LMU München, 80333 München, Germany*

²*Center for Materials Theory, Department of Physics and Astronomy, Rutgers University, Piscataway, NJ 08854, USA*

³*Department of Condensed Matter Physics, The Weizmann Institute of Science, Rehovot 76100, Israel*

(Dated: December 2, 2024)

We analyze the local level occupation of a spinless, interacting two-level quantum dot coupled to two leads by means of Wilson's numerical renormalization group method. A gate voltage sweep, causing a rearrangement of the charge such that the system's energy is minimized, leads to oscillations, and sometimes even inversions, in the level occupations. These charge oscillations can be understood qualitatively by a simple Hartree analysis. By allowing a relative sign in one tunneling matrix element between dot and leads, we extend our findings to more generic models.

PACS numbers: 73.63.Kv, 73.23.Hk, 72.10.-d

Introduction.— Small Quantum Dots (QD) are electron droplets confined in a small area [1] characterized by a relatively large level spacing Δ , and a comparably large charging energy U . The enhanced level spacing makes these systems ideal devices to study various physical phenomena [2] such as Coulomb Blockade (CB) [3] and the Kondo effect [4]. Moreover, QDs are of interest as the basic elements of spin qubit realizations [5].

In experimental realizations QDs are typically connected by tunnel barriers to metallic leads whose role is to feed the QD with electrons, as well as to allow for transport measurements through it. By changing the gate voltage applied to a plunger gate close to the QD, the single particle spectrum of the QD can be (rigidly and linearly) shifted downwards relative to the Fermi level in the leads. Correspondingly, the single particle levels in the QD would naively be expected to get occupied one by one, in order of increasing energy.

In this Letter, we show that this simple picture of the charging process is only an extreme limit of a much richer and interesting phenomenology. To demonstrate this, it suffices to consider a very simple model: we study a spinless, interacting two-level Anderson model (2LAM), consisting of a lower and an upper QD level ($\epsilon_\ell, \epsilon_u$) with level spacing $\Delta \equiv \epsilon_u - \epsilon_\ell$. (A possible experimental realization is discussed at the end; more general models, e.g. including spin, show effects similar to those described below.) We use both the numerical renormalization group (NRG) and a self-consistent Hartree approximation to calculate, at temperature $T = 0$, the evolution of the occupation of the single particle levels as a function of gate voltage.

The *generic picture* of the charging process emerging from our analysis is the following. For any finite coupling to the leads $\Gamma (\ll \Delta)$, sweeping the levels towards the lead Fermi level (by tuning the gate voltage) causes the occupations of both, lower *and* upper, levels to *increase at comparable rates*. This process continues until one level takes over and becomes more occupied than the other. At this point the electron that occupies this level electrostatically repels the other level, pushing up its en-

ergy and emptying it. As a result the occupation of the other level *performs an oscillation* as the gate voltage is swept. The naive QD charging scheme, in which every step of the CB staircase is associated with the filling of *only one* single particle level in the QD, is only achieved when these charge oscillations are small, i.e. for $\Gamma \ll \Delta$. Below, we discuss in detail the physics of “charge oscillations” and the dependence of their amplitude and form on the system parameters. In particular, we discuss under which conditions the amplitude of these oscillations can be made so large as to cause an occupation inversion, i.e., lower level *less* occupied than upper level.

Model.— We consider a spinless 2LAM with Hamiltonian $\hat{\mathcal{H}} = \hat{\mathcal{H}}_d + \hat{\mathcal{H}}_l + \hat{\mathcal{H}}_{ld}$. Two leads, identical, non-interacting and in equilibrium, are described by $\hat{\mathcal{H}}_l = \sum_{ka} \epsilon_{ka} c_{ka}^\dagger c_{ka}$, where c_{ka}^\dagger creates an electron with energy ϵ_k in lead $a = L, R$. The isolated QD is described by

$$\hat{\mathcal{H}}_d = \sum_{i=u,\ell} \epsilon_i d_i^\dagger d_i + U \hat{n}_\ell \hat{n}_u, \quad (1)$$

where d_i^\dagger creates an electron in the QD in level ϵ_i ($i = \ell, u$), measured w.r.t. the Fermi level defined by the leads, $\hat{n}_i = d_i^\dagger d_i$ is the number operator, and U is the charging energy, which we fix at $U = 0.2D$ throughout this Letter, $2D$ being the bandwidth. Finally, the tunneling between the QD and the leads is described by $\hat{\mathcal{H}}_{ld} = \sum_{kia} (V_{kia} c_{ka}^\dagger d_i + h.c.)$. We consider k -independent tunneling matrix elements $V_{kia} = V_{ia}$, which are L - R -symmetric in magnitude [6], $V_{uL} = V_{uR} = V_u$ and $V_{\ell L} = s V_{\ell R} = V_\ell$, but with a possible relative phase $s = \exp(i\phi)$ between the L and R matrix elements of the lower level [7]. Time reversal symmetry implies $\phi = 0, \pi$ (hence $s = \pm 1$). The corresponding bare level widths are $\Gamma_i = 2\pi\rho V_i^2$, where ρ is the density of states in the leads.

The two possible choices for $s = \pm 1$ lead to two distinct models (see Fig. 1): (i) for $s = +1$, both local levels couple to the same channel, namely the symmetric linear combination of the left and the right lead ($c_{kL} + c_{kR}$), while the antisymmetric combination ($c_{kL} - c_{kR}$) decouples completely; (ii) for $s = -1$, the upper and lower local

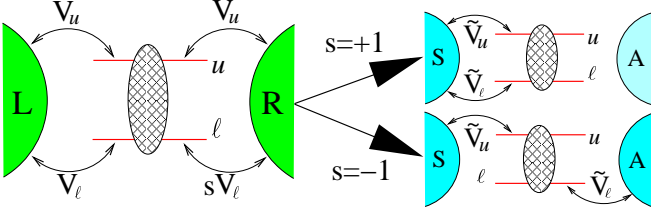


FIG. 1: Schematic depiction of the model. The sign s between the tunneling amplitudes $V_{\ell R}$ and $V_{\ell L}$ determines whether the two dot levels couple to the *same* (symmetric) channel ($s = +1$, upper mapping), or to two *different* channels ($s = -1$, lower mapping), with strength $\tilde{V}_i = \sqrt{2}V_i$, $i = \ell, u$.

levels couple to different channels, namely to the symmetric or antisymmetric combinations, respectively [8].

We shall denote the ground state expectation value of the occupation of level i by $n_i = \langle \hat{n}_i \rangle$, and parameterize the gate voltage by the average bare level position $\epsilon \equiv (\epsilon_\ell + \epsilon_u)/2$. For $\Gamma_\ell = \Gamma_u = \Gamma$, this parameterization reveals particle-hole symmetry [9] around $\epsilon^* = -U/2$, namely $n_u(\epsilon + \epsilon^*) = 1 - n_\ell(\epsilon^* - \epsilon)$, independent of Δ and Γ . If $\Gamma_\ell \neq \Gamma_u$, this symmetry is broken for both $s = \pm 1$.

Charge oscillations.— We start our analysis by considering equally coupled levels, $\Gamma_\ell = \Gamma_u = \Gamma$, and use NRG [10] to calculate the ϵ -dependence of n_i . Naively one may expect that if the QD is initially empty, the QD levels get occupied monotonically one by one as ϵ is decreased, the usual CB behavior. In other words, first the occupation of the lower level would be expected to increase monotonically as ϵ_ℓ crosses the Fermi level, and subsequently n_u would increase as $\epsilon_u + U$ approaches it. However, our NRG results [Fig. 2] show that this intuitive picture is valid only if the coupling to the leads is much smaller than the dot level spacing, $\Gamma \ll \Delta$. In particular, when $\Gamma \gtrsim \Delta$, n_ℓ and n_u show a *non-monotonic* ϵ -dependence, characterized by *charge oscillations* of n_u (or n_ℓ) when the lower (or upper) level crosses the Fermi level [11]. The oscillation in n_u occurs because as soon as the lower level begins to be occupied significantly, the system can gain charging energy by additionally filling the lower level and emptying the upper level (an analogous argument works for n_ℓ).

To explore how strongly these charge oscillations vary with Γ , Δ and how they are affected by the sign of s , we show in Fig. 2 the behavior of $n_i(\epsilon)$ for variable Γ and $s = \pm 1$, keeping Δ fixed (at $0.2U$). In the limit $\Gamma/\Delta \ll 1$ level ℓ becomes occupied rather suddenly (curve 1') when it crosses the Fermi level at $\epsilon = \Delta/2$, and similarly for the upper level at $\epsilon = -U - \Delta/2$ (curve 1). In addition to this typical CB behavior, we observe, even for the smallest Γ considered ($\Gamma = 0.1\Delta$), a tiny non-monotonicity or *charge oscillation* in n_u (n_ℓ) roughly at that ϵ where the occupation of the lower (upper) level increases sharply from 0 to 1. A gradual increase of Γ towards $\Gamma/\Delta \approx 1$ results in a strengthening of these charge oscillations. In

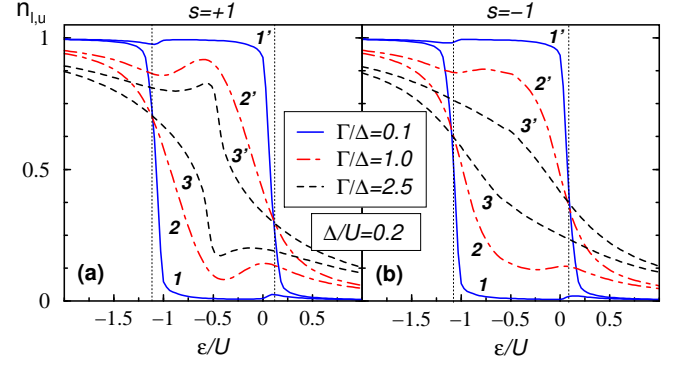


FIG. 2: NRG results for the occupation of the lower [n_ℓ , (curves 1' - 3')] and the upper level [n_u , (curves 1 - 3)] for fixed Δ and different values of Γ , for (a): $s = +1$ and (b): $s = -1$. The dotted lines indicate where the lower/upper level crosses the Fermi level, at $\epsilon = \Delta/2$ and $\epsilon = -U - \Delta/2$.

the limit $\Gamma/\Delta \gg 1$, Fig. 3 (c) and (d), the monotonic increase in the occupation is recovered, though the actual dependence of n_i on ϵ depends strongly on the sign of s .

Hartree approach.— A simple and qualitative understanding of the charge oscillations observed in our NRG results can be formulated in the framework of a self-consistent Hartree approximation (scHA), and studying the evolution of the Hartree levels as function of ϵ . This scheme accounts for the interaction by replacing the bare levels ϵ_i of the *noninteracting* problem, with the corresponding Hartree levels

$$\epsilon_i \rightarrow \epsilon_i^H = \epsilon_i + U n_{\bar{i}}, \quad (2)$$

where $\bar{i} = \ell/u$ if $i = u/\ell$. By integrating out the leads, we obtain the effective noninteracting dot Hamiltonian

$$\mathcal{H}_d^{\text{eff}} = \begin{pmatrix} \epsilon_u^H - i\Gamma_u & (-i\sqrt{\Gamma_u\Gamma_\ell})\delta_{s,+1} \\ (-i\sqrt{\Gamma_u\Gamma_\ell})\delta_{s,+1} & \epsilon_\ell^H - i\Gamma_\ell \end{pmatrix}. \quad (3)$$

The corresponding retarded dot Green's function, defined as $\mathcal{G}_{ij}^R(t) \equiv -i\theta(t)\langle \{d_i(t), d_j^\dagger(0)\} \rangle$, can be obtained exactly for both values of s , by solving the matrix equation $\mathcal{G}^R(\omega) = (\omega - \mathcal{H}_{\text{eff}})^{-1}$. To finally obtain the Hartree approximation for the *interacting* Green's function, one has to self-consistently calculate the average level occupation $n_i(\epsilon)$, using the $T = 0$ relation

$$n_i(\epsilon) = -\frac{1}{\pi} \int_{-\infty}^0 d\omega \text{Im} \mathcal{G}_{ii}^R(\omega, \epsilon). \quad (4)$$

Since the self-consistent Hartree equation (4) may have more than one solution, a criterion is needed to pick the correct one. To this end, we note that, for given ϵ , the system adjusts its local level occupations n_u and n_ℓ such that its total free energy $F_s(n_u, n_\ell)$ is minimized. Within the scHA approach, F_s can be obtained by integrating Eq. (4), so that the conditions for F_s to be extremal, $\partial F_s / \partial n_i = 0$, reproduce Eq. (4); we should then pick that solution of Eq. (4) for which the extremum is a *global*

minimum of F_s . In the case of *two* nearly degenerate minima, the scHA neglects the possibility of tunneling between them, and a different approach has to be considered. Nevertheless we find, somehow unexpectedly, that in the case of exactly degenerate minima, e.g. $\Delta = 0$, an average over the minima reproduces the NRG results rather accurately (see $s = -1$ parts of Figs. 3, 4).

For simplicity we implemented this strategy explicitly for $s = -1$, but not for $s = +1$, since for the latter $\mathcal{H}_d^{\text{eff}}$ is not diagonal, which makes the determination of F_{+1} very tedious. For $s = -1$, Eq. (4) yields the condition $n_i(\epsilon) = \frac{1}{2} - \frac{1}{\pi} \arctan \{(\epsilon_i + Un_i)/\Gamma_i\}$, and the corresponding free energy has the form

$$F_{-1} = Un_\ell n_u + \sum_{i=u,\ell} \left[\epsilon_i n_i - \frac{\Gamma_i}{\pi} \log(\sin \pi n_i) \right]. \quad (5)$$

Figs. 3 and 4 compare NRG with corresponding scHA results for $n_i(\epsilon)$. For $s = -1$, we minimized F_{-1} [Eq. (5)] and find remarkably good agreement between NRG and scHA. For $s = +1$, for which we did not determine F_{+1} , we show the results of a “naive scHA”, obtained by simply plotting a numerical solution of Eq. (4) and “hoping” (without checking) that it is the correct one. Clearly, the results so obtained cannot be trusted on their own merit; we present the naive scHA results nevertheless, to illustrate precisely this point: indeed, in Fig. 3(a,c) [for $\Gamma/\Delta > 1$] they do *not* agree well with NRG results.

In addition to providing a simple way to compute physical quantities, the scHA, and in particular the concept of Hartree levels [see insets of Fig. 3(b,d)], may be used to qualitatively understand how the physics of the charge oscillations depends on the various system parameters.

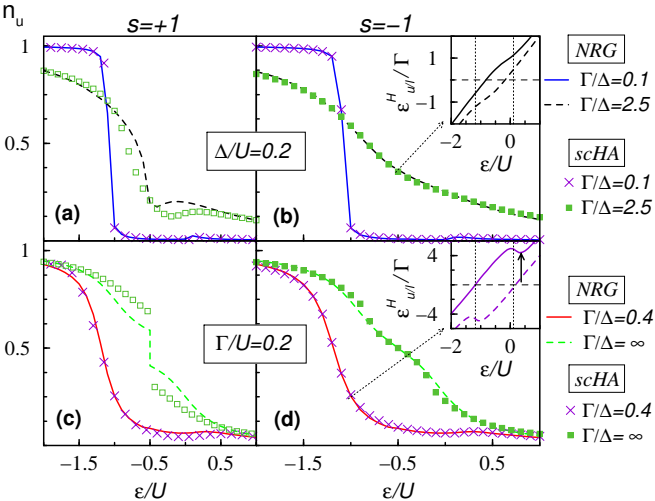


FIG. 3: Comparison of NRG and scHA results for $n_u(\epsilon)$, for fixed Δ and variable Γ [(a), (b)] or fixed Γ and variable Δ [(c), (d)]. The naive scHA used for $s = +1$ works well for $\Gamma/\Delta < 1$. Insets in (b) and (d): corresponding Hartree levels ϵ_ℓ^H and ϵ_u^H (dashed and solid lines), from Eq. (2). The arrow in (d) denotes the local minimum of ϵ_u^H at ϵ_0 .

Suppose that both Hartree levels are swept downwards, starting from ϵ well above the Fermi level. When the lower level comes within Γ_ℓ of the Fermi level, it begins to fill up and the upper Hartree level ϵ_u^H is pushed up by U , causing a charge oscillation in n_u . The latter will be stronger the larger n_u was before the oscillation, i.e., the larger the width (Γ_u) of the upper level, and the lower the value $\epsilon_u^H(\epsilon_0)$ of the upper Hartree level at its local minimum, say ϵ_0 (cf. Fig. 3). Indeed, if $\epsilon_u^H(\epsilon_0) \leq \Gamma_u$, then the upper level achieves a rather significant occupation before full occupation of the lower level (and corresponding emptying of the upper one), implying an increase in the amplitude of the corresponding charge oscillation. Moreover, since $\epsilon_u^H(\epsilon_0)$ is also the lower the more suddenly the lower level gets filled, a smaller Γ_ℓ also strengthens the charge oscillations. Thus, strong charge oscillations can be obtained quite generally by allowing $\gamma \equiv \Gamma_u/\Gamma_\ell \neq 1$. The above argument implies that n_u -oscillations are enhanced for $\gamma \gg 1$; by an analogous argument, with $\ell \leftrightarrow u$, n_ℓ -oscillations are strengthened for $\gamma \ll 1$.

Fig. 3 (c) and (d) include a special situation, namely $\gamma = 1$ and $\Delta = 0$, for which both $\epsilon_\ell = \epsilon_u$ and $\epsilon_\ell^H = \epsilon_u^H$. This causes a sudden jump for $s = +1$ in n_u (Fig. 3 c), but none for $s = -1$ (Fig. 3 d). To understand why, note that for $\Delta = 0$ and $s = +1$ the odd local combination ($d_u - d_\ell$) decouples from the leads; thus, its width is zero and hence its occupation increases abruptly when its energy drops below zero. On the other hand, for $s = -1$ the occupation increases gradually, since the width of the odd combination is comparable to that of the even one ($d_u + d_\ell$). A similar argument explains why for small but non-zero Δ/Γ (odd level almost decoupled for $s = +1$) as in Fig. 2, curves 3 and 3', the charge oscillations are still observable for $s = +1$ but not for $s = -1$.

Occupation inversion.— Interestingly, when either $\gamma \ll 1$ or $\gamma \gg 1$, the lower and the upper Hartree levels might actually cross each other (see inset Fig. 4d), leading to an inverted occupation [Figs. 4(a) to 4(f)].

Since the bare energy levels are separated by the level spacing Δ , the conditions $Un \gtrsim \Delta$ and $\max(\Gamma_\ell, \Gamma_u) \gtrsim \Delta$ must be met to achieve such an occupation inversion. Figs. 4(a) to 4(f) show how the asymmetry ($\gamma \neq 1$) of the couplings affects the occupation of level ℓ and u (dashed and solid lines) both for $s = \pm 1$, leading to an inversion of the occupation within a certain range of ϵ .

Our discussion of occupation inversion generalizes a recent related study by Silvestrov and Imry [12]. In an attempt to understand the origin of repeated and abrupt phase lapses observed in the transmission phase of a multilevel QD [13], they studied a multilevel model consisting of one level (say u with coupling Γ_u) strongly coupled to the leads and at least one additional weakly coupled level (say ℓ with coupling Γ_ℓ). They considered the particular case $\Gamma_u \gg \Delta \gg \Gamma_\ell \rightarrow 0$, and compared the energies of the configuration $(n_u, n_\ell) = (1, 0)$ to that of $(n_u, n_\ell) = (0, 1)$ in second order perturbation the-

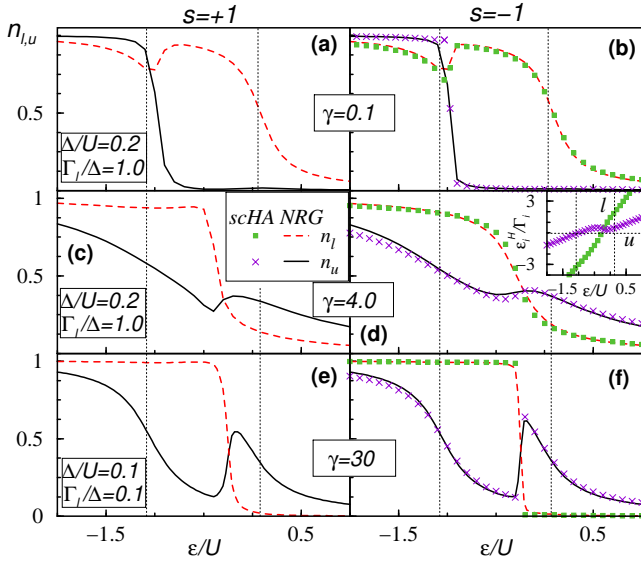


FIG. 4: (a)-(f): $\gamma \neq 1$ results in an *inversion* of the occupation for a certain range of ϵ . The scHA results (crosses, boxes) for $s = -1$ (where F_{-1} is known) agree well with NRG results (solid, dashed lines). For $\gamma > 1$ (< 1) the Hartree levels cross near the right (left) CB peak (see inset (d) for $\gamma = 4$), implying an occupation inversion above (below) the corresponding crossings.

ory in the tunneling. Their results indicate that the system is able to sustain an occupation inversion until $\epsilon_u = -U/[\exp(2\pi\Delta/\Gamma_u) + 1] \approx -U/2$. Although we study this problem from an opposite point of view, i.e., we either solve it exactly by NRG or first solve the tunnel-coupling exactly and then treat the interaction self-consistently, the inversion range found in Ref. [12] coincides with the results [14] of this Letter.

Our analysis indicates that the example of Ref. [12] for occupation inversion is a special case of a more general phenomenon whose strength depends on γ : as γ is increased from 1 (where no occupation inversion occurs), (i) the range of gate voltages in which inversion occurs increases, with the inversion point moving towards the middle of the CB valley; and (ii) the maximal value reached by n_u right before the inversion increases gradually towards 1, i.e., the effect becomes more pronounced.

Experimental realization. — We expect that our predictions of the non-monotonicity of the charging of a 2LAM should be experimentally relevant (in spirit, if not in detail) for any quantum dot system containing orbital levels that are “nearly degenerate”, in the sense that their spacing is smaller than the level widths. One way of realizing the specific models studied here would be to use two capacitively coupled quantum dots, each with large level spacings, associating their topmost not-fully-occupied levels with ϵ_u and ϵ_ℓ , and using a large magnetic field to lift the Zeeman degeneracy of each. The way in which the charges on these dots evolve with gate voltage, i.e., the evolution of $n_i(\epsilon)$, could then be measured experimentally using QPC’s serving as extremely sensitive

charge sensors, see e.g. Fig. 1 (a) of Ref. [15].

Summary. — We have studied the gate voltage dependence of the occupation of a spinless two-level Anderson model for the generic case of a relative sign s in the tunneling amplitude. We found a non-monotonic behavior in the occupation of the local levels, due to charging effects between electrons within the QD, and explained this effect in the framework of a self-consistent Hartree approximation. Remarkably, the occupations of the upper and lower levels can even be inverted if the level-to-lead couplings are sufficiently asymmetric. We expect similar effects to occur quite generally, for any quantum dot system having level spacings comparable to level widths.

We thank R. Berkovitz, L. Borda, Y. Gefen, U. Hartmann, M. Heiblum, F. Hekking, J. König, F. von Oppen, and G. Zarand for clarifying discussions. Financial support from SFB 631 of the DFG, CeNS, Minerva and DIP is gratefully acknowledged. While performing this work, we became aware of parallel work [16] that is closely related to ours.

* Correspondence to michael.sindel@physik.lmu.de

- [1] In GaAs-AlGaAs a QD of area $A \approx 0.1\mu\text{m} \times 0.1\mu\text{m}$ has $\Delta \approx 0.5\text{meV} \approx 6\text{K}$ and $U \approx 1.5\text{meV}$.
- [2] L.P. Kouwenhoven *et al.*, in Mesoscopic Electron Transport, edited by L.L. Sohn, L.P. Kouwenhoven, and G. Schön, NATO ASI Series (Kluwer, Dordrecht, 1997).
- [3] U. Meirav and E.B. Foxman, Semicond. Sci. Technol., **10**, 255 (1995).
- [4] D. Goldhaber-Gordon *et al.*, Nature **391**, 156 (1998); L. I. Glazman and M. E. Raikh, JETP Lett. **47**, 452 (1988).
- [5] D. Loss and D.P. DiVincenzo, Phys. Rev. A **57**, 120 (1998).
- [6] For $V_{uR} = V_{\ell L} = 0$, our model includes the case of two dots (levels u, ℓ) separately coupled to two leads (L,R).
- [7] A. Silva, Y. Oreg, Y. Gefen, Phys. Rev. B **66**, 195316 (2002), study an equivalent noninteracting model for $|V_{ia}| \equiv V, i = u, \ell, a = L, R$. See also O. Entin-Wohlman *et al.*, Phys. Rev. B **34**, 921 (1986); Q. Sun and T. Lin, Euro. Phys. J. B **5**, 913 (1998).
- [8] If we distinguish the symmetric and antisymmetric combination of the leads with an isospin index, the case $s = -1$ corresponds to an effective *single*-level Anderson model for (iso)*spinful* electrons, with (iso)spin-dependent couplings and an effective magnetic field Δ ; a model used to study a spinfull QD coupled to ferromagnetic leads [J. Martinek *et al.*, Phys. Rev. Lett. **91**, 247202 (2003)].
- [9] For $\Gamma_\ell = \Gamma_u$ (and both $s = \pm 1$), the system is particle-hole-symmetric under $c_k \rightarrow \tilde{c}_{-k}^\dagger$ and $d_i \rightarrow -\tilde{d}_i^\dagger$ where $\tilde{i} = \ell/u$ if $i = u/\ell$, implying $n_i \rightarrow (1 - \tilde{n}_i)$.
- [10] K.G. Wilson, Rev. Mod. Phys. **47**, 773 (1975).
- [11] After completion of this work, we became aware that small oscillations had been noted (but not studied systematically) by R. Berkovits, cond-mat/0306284.
- [12] P.G. Silvestrov and Y. Imry, Phys. Rev. Lett. **85**, 2565 (2000).
- [13] Schuster *et al.*, Nature **385**, 417 (1997).
- [14] $F_{-1}(0, 1) = F_{-1}(1, 0)$ determines this range.
- [15] D. Sprinzak *et al.*, Phys. Rev. Lett. **88**, 176805 (2002).
- [16] J. König and Y. Gefen, unpublished.