

# Anomaly in $\text{YBa}_2\text{Cu}_4\text{O}_8$ charge distribution below $T_c$ : a zero-field $\mu\text{SR}$ study

P. Carretta<sup>1</sup>, A. Keren<sup>2,3</sup>, J.S. Lord<sup>3</sup>, I. Zucca<sup>1</sup>, S.M.Kazakov<sup>4</sup> and J. Karpinski<sup>4</sup>

<sup>1</sup>*Department of Physics "A.Volta" and Unità INFM,  
University of Pavia, Via Bassi 6, I-27100, Pavia (Italy)*

<sup>2</sup>*Department of Physics, Technion - Israel Institute of Technology, Haifa 32000 (Israel)*

<sup>3</sup>*ISIS Facility, Rutherford Appleton Laboratory, Chilton OX11 0QX, (United Kingdom) and*

<sup>4</sup>*Solid State Physics Laboratory ETH, 8093 Zürich, Switzerland*

Zero-field  $\mu\text{SR}$  measurements in  $^{63}\text{Cu}$  isotope enriched and natural  $\text{YBa}_2\text{Cu}_4\text{O}_8$  powders are presented. The temperature dependence of the  $\mu^+$  relaxation rate is characterized by a sizeable enhancement below  $T_c$ . The comparison of the asymmetry decay in the two samples reveals that the  $\mu^+$  relaxation is driven by nuclear dipole interaction from 300 K down to 4.2 K. It is argued that the increase in the relaxation below  $T_c$  originates from a change in  $\mu^+$  site, possibly due to a modification in the charge distribution within  $\text{CuO}$  chains.

PACS numbers: 76.75.+i, 74.72.-h, 71.45.Lr

## I. INTRODUCTION

In strongly correlated metals the electrons can be subject to interactions which are of the order of a fraction of the bandwidth and can cause an enhancement of instabilities, as superconductivity, and to crossovers among different regimes<sup>1</sup>. One of the most intriguing examples of such a scenario is the phase diagram of the high  $T_c$  superconductors, which are characterized by a relatively narrow bandwidth, when compared to conventional superconductors, and by sizeable exchange and local lattice interactions. Although it has been widely explored experimentally and several crossover temperatures evidenced, the microscopic mechanisms leading to such a complex phase diagram are still unexplained. The origin of the pseudo-gap is not yet clear. The occurrence of a mesoscopic phase-separation and/or of a charge order in the  $\text{CuO}_2$  planes over a wide doping range are still subject of an intense scientific debate. This debate centers around the relevance of such phase-separation to the mechanism of superconductivity. Moreover, it is not established which is the role of  $\text{CuO}$  chains on the electronic properties of certain families of cuprates. Namely, if  $\text{CuO}$  chains can be considered to a certain extent decoupled from the underlying  $\text{CuO}_2$  planes and be characterized by an independent phenomenology, typical of a Tomonaga-Luttinger liquid<sup>2</sup>. In these circumstances, the observation and clarification of every phase transition/crossover could be very useful.

Few years ago Kramers and Mehring have revealed a new crossover temperature below  $T_c$  of optimally doped  $\text{YBa}_2\text{Cu}_3\text{O}_{6+x}$  (Y123).<sup>5</sup> They observed a peak in the  $\text{Cu}(2)$  nuclear transverse relaxation rate, with a concomitant increase in the NQR linewidth. Hence, they suggested that these anomalies could possibly be associated with the onset of a charge order below  $T \simeq 40$  K in the  $\text{CuO}_2$  plane. Later Sonier et al. <sup>3</sup>, have observed an anomalous increase in the zero-field (ZF)  $\mu^+$  relaxation rate below  $T_c$  in the same compound and, at first, associated it with the pseudo-gap crossover temperature  $T^*$ . Later on<sup>4</sup>, it was realized that this anomalous increase

occurred at the same crossover temperature detected by NQR suggesting that both techniques are detecting the same crossover temperature.

In order to clarify these aspects, namely if the increase in the ZF  $\mu\text{SR}$  relaxation occurs at  $T^*$ , if it originates from a modification in the local field distribution due to electron or nuclear spins and if it is related to a charge order, we have performed ZF  $\mu\text{SR}$  measurements in  $^{63}\text{Cu}$  enriched and natural  $\text{YBa}_2\text{Cu}_4\text{O}_8$  (Y124). The peculiarity of Y124 is that, unlike Y123, it is characterized by a well defined oxygen stoichiometry and by a precise value of  $T^* \simeq 150$  K<sup>6</sup> and hence it is the best system where one can check if there is any correlation between  $T^*$  and the anomalous increase in the muon relaxation rate. Moreover, the comparison of  $\mu^+$  relaxation rate in samples with different abundances of  $^{63}\text{Cu}$  isotope allows to clarify the origin of the local field distribution at muon sites.

## II. EXPERIMENTAL RESULTS

Y124 powder samples were grown following a standard procedure<sup>7</sup>. Appropriate amounts of  $\text{Y}_2\text{O}_3$  (99.99% Alfa Aesar),  $\text{BaCO}_3$  (99.98%, Aldrich), enriched  $\text{Cu}^{63}\text{O}$  (99.9%) and natural  $\text{CuO}$  (99.99%, Aldrich) were mixed then pressed into pellets and annealed in air at 850 - 910°C for 150 h, with several intermediate regrinding. X-ray diffraction revealed that resulting samples were mixture of R-123 and  $\text{CuO}$ . These samples were placed into  $\text{Al}_2\text{O}_3$  - crucibles and subjected to the high oxygen treatment in a double-chamber high-pressure system. The temperature was first raised to 1000°C at 10/min, and was held at this temperature for 60 h, followed by cooling to room temperature at 5 /min. The value of oxygen pressure was kept at 480 bar.

ZF  $\mu\text{SR}$  measurements were performed at ISIS pulsed source on MUSR beam line, using 29 MeV/c spin-polarized muons. The use of an intense pulsed muon source as ISIS has the major advantage that it allows to measure slow relaxation rates with the highest accuracy. The background signal due to the cryostat and sample

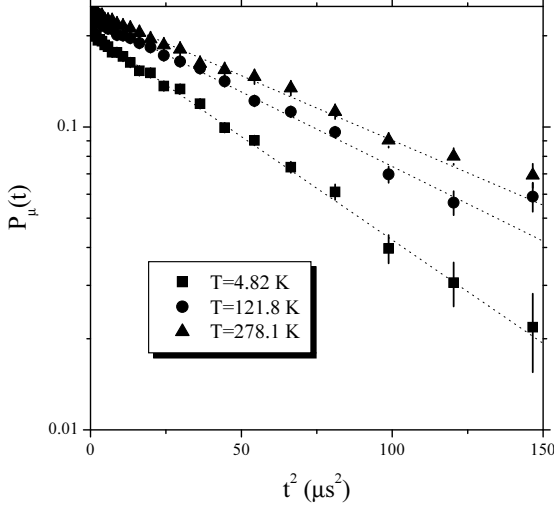


FIG. 1: Decay of the ZF  $\mu^+$  polarization in Y124 powder samples with natural abundant  $^{63}\text{Cu}$  at a few selected temperatures. The decay is reported in semi-log scale versus  $t^2$  in order to evidence the accuracy of the fit (dotted lines) according to Eq.1.

holder was estimated from the slowly decaying part of the polarization in low-temperature transverse field measurements. During the ZF measurements an automatic compensation of the magnetic field was active in order to grant a magnetic field on the sample below a few tenths of mGauss. This is important in order to assure that no extra-contribution to the relaxation associated with the trapping of the magnetic flux is present.

In Fig. 1 the ZF decay of the muon polarization for the  $^{63}\text{Cu}$  enriched sample is reported vs.  $t^2$  for a few selected temperatures. As one can notice, the form of the decay law is Gaussian below  $12\text{ }\mu\text{s}$  and does not change upon cooling from about  $200\text{ K}$  down to  $4.2\text{ K}$ . In fact, the data can be nicely fit with a static Gaussian Kubo-Toyabe function<sup>8,9</sup>, the one theoretically expected when the relaxation is driven by nuclear moments,

$$P_\mu(t) = \frac{1}{3} + \frac{2}{3}(1 - \sigma^2 t^2) \exp(-\frac{1}{2}\sigma^2 t^2), \quad (1)$$

where  $\sigma = \gamma\sqrt{\langle \Delta h^2 \rangle}$ , with  $\gamma = 2\pi \times 13.55\text{ kHz/Gauss}$  the muon gyromagnetic ratio and  $\sqrt{\langle \Delta h^2 \rangle}$  the amplitude of the local field distribution experienced by the muons. To second order in time  $t$  this function is identical to a Gaussian and the asymmetry decay plotted as  $\log P_\mu(t)$  vs.  $t^2$  (Fig.1) is given by a straight line. The decay of the muon polarization was observed to be faster in the sample with natural isotope abundance with respect to the  $^{63}\text{Cu}$  enriched samples (Fig. 2). The values derived for  $\sigma$  from Eq.1 for both samples in the  $300\text{ K}$  to  $4.2\text{ K}$  temperature range are finally reported in Fig. 3. A small decrease in the relaxation with increasing temperature is observed around  $200\text{ K}$  and possibly associ-

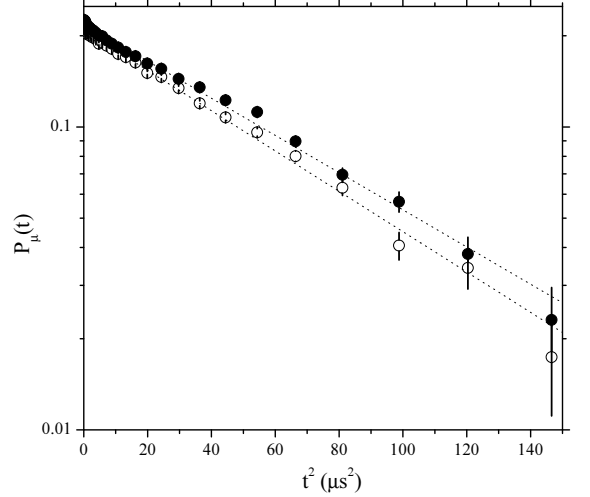


FIG. 2: Decay of the ZF  $\mu^+$  polarization at  $T \simeq 20\text{ K}$  for the  $^{63}\text{Cu}$  enriched (closed circles) and not enriched (open circles) Y124 powder samples. The decay is reported in semi-log scale versus  $t^2$  in order to evidence the accuracy of the fit with Eq.1.

ated with  $\mu^+$  diffusion<sup>10</sup>. One notices that no anomaly is observed at  $T^* \simeq 150\text{ K}$ , definitely ruling out the occurrence of any increase in  $\sigma$  at  $T^*$ . However, a pronounced increase is clearly visible below  $T_c$  and is quantitatively similar to the one observed in optimally doped Y123 by Sonier et al.<sup>3</sup> for  $T \simeq 40\text{ K}$ .

### III. DISCUSSION AND CONCLUSION

The dependence of  $\sigma$  on the  $^{63}\text{Cu}$  isotope abundance is a straightforward evidence that the ZF muon relaxation in Y124 is driven by the interaction with nuclear magnetic moments, over all the explored temperature range. In fact, taking into account that the natural abundance is given by 69% of  $^{63}\text{Cu}$  ( $\gamma_{63}/2\pi = 11.285\text{ MHz/Tesla}$ ) and 31% of  $^{65}\text{Cu}$  ( $\gamma_{65}/2\pi = 12.089\text{ MHz/Tesla}$ ), the ratio of the second moment of the field distributions due to nuclear dipolar interaction in the enriched and natural samples scales as<sup>11</sup>

$$\frac{\sigma_{nat}^2}{\sigma_e^2} = (0.31 * \frac{\gamma_{65}^2}{\gamma_{63}^2} + 0.69) = 1.046, \quad (2)$$

with  $\sigma_{nat}$  and  $\sigma_e$  the relaxation rates for the natural and enriched samples, respectively. One observes in Fig. 3 that the relaxation rate of the natural sample is slightly larger than the one of the isotope enriched sample, as expected from Eq.2. In Fig.4 the ratio  $\sigma_{nat}/\sigma_e$  is reported for a few selected temperatures at which measurements in both samples were performed and a reasonable agreement with the ratio expected on the basis of nuclear dipole interaction is found.

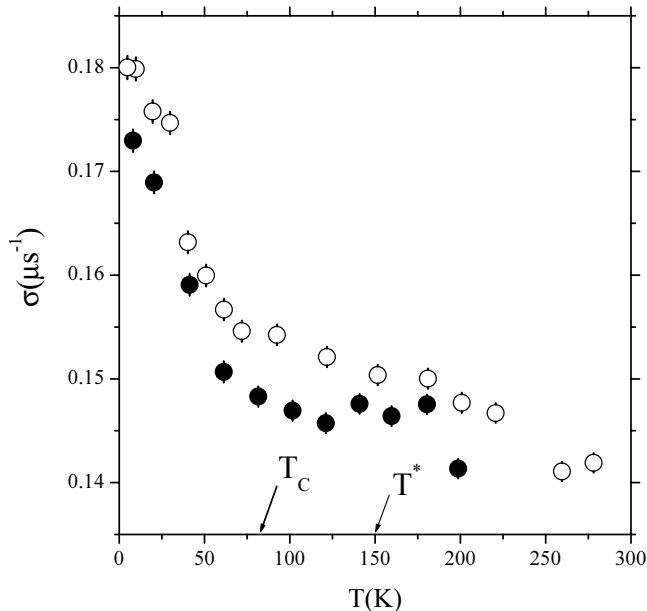


FIG. 3: Temperature dependence of the ZF  $\mu$ SR relaxation rate  $\sigma$  (see Eq. 1) in isotope enriched (closed circles) and not-enriched (open circles) Y124 powder samples. The dotted line shows the expected behavior of  $\sigma$  in the non-enriched sample once the local field distribution is rescaled by the gyromagnetic ratio and the isotope abundances (see text).

In principle one could associate the increase in  $\sigma$  below 40 K with a crossover from a high temperature regime, where  $\mu^+$  diffusion occurs, to a low temperature one where the muon is localized, as observed in several metals<sup>11</sup>. However, this hypothesis is in conflict with the observation that the decay of the muon polarization is nicely fit with a static Kubo-Toyabe function over all the explored temperature range. Hence the increase in the decay of the muon polarization is not associated with a slowing down of the muon dynamics but rather to a modification in the field distribution probed by the muons.

Such a change can occur only if the relative position between the muon and the nuclei changes, namely if  $\mu^+$  site changes. A modification in the  $\mu^+$  site occurs as a consequence of a variation in the crystal field, associated with a modification in the surrounding charge distribution. Also Sonier et al.<sup>4</sup> have suggested a similar scenario for optimally doped Y123 after reconsidering the interpretation of their data.

In principle, one could associate the increase in  $\sigma$  with a lattice distortion. However, in the cuprates, although clear signs of a modification in the phonon spectra have been detected<sup>12</sup> suggesting a strong electron-phonon coupling, no structural distortions have been observed at  $T_c$ .

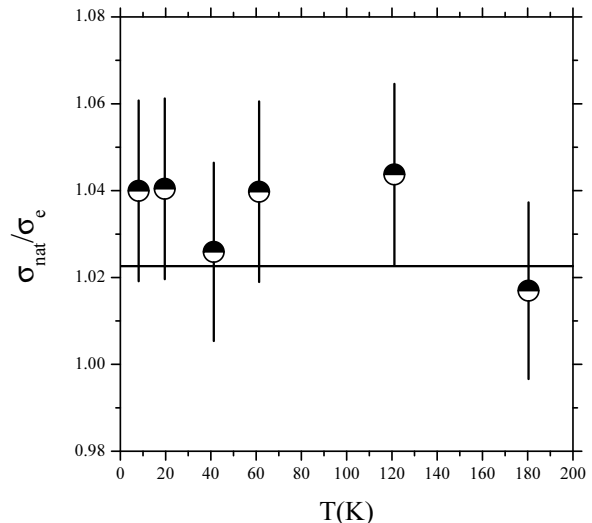


FIG. 4: Ratio of the ZF  $\mu$ SR relaxation rate  $\sigma$  in isotope enriched and not-enriched Y124 powder samples. The solid line shows the theoretical value for this ratio calculated according to Eq. 2.

Moreover, it has to be remarked that in optimally doped Y123 the analogous increase in  $\sigma$  is detected well below  $T_c$ , pointing out that it cannot be directly related to the superconducting transition. On the other hand, a change in the  $\mu^+$  site could arise from a modification in the charge distribution. In  $\text{PrBa}_2\text{Cu}_3\text{O}_7$  and Y123 Grevin et al.<sup>13,14</sup> have suggested on the basis of NQR measurements that a CDW order might set in. In Y124 the NQR results do not seem to support unambiguously such a scenario, although a clear anomaly in the NQR frequency of the chain copper was revealed at  $T_c$ <sup>15</sup> suggesting a modification in the charge distribution within the chains. It is worth to mention that such anomalies do involve the chains as they are observed only in compounds with completely filled CuO chains, as optimally doped Y123 and Y124, and they are absent in compounds without chains as  $\text{La}_{2-x}\text{Sr}_x\text{CuO}_4$ <sup>16</sup>. Therefore, the increase in the  $\mu$ SR relaxation rate at low-temperature in Y124 and optimally doped Y123 seems to signal a crossover from a high temperature disordered arrangement of the charge distribution to a regime where at least short range correlations in the charge density set in within the CuO chains<sup>17</sup>. Hence, it appears that the CuO chains in Y123 and Y124 could be characterized by an independent phenomenology, as if they were almost decoupled from the superconducting  $\text{CuO}_2$  layers. This hypothesis is also supported by the observation of coexisting magnetic order and superconductivity in the adjacent  $\text{CuO}_2$  and RuO layers of ruthenocuprate superconductors<sup>18</sup>.

In conclusion, from a careful analysis of the ZF  $\mu$ SR relaxation in isotope enriched and natural Y124 powders we have observed an anomalous increase in the relaxation rate below  $T_c$  which has to be unambiguously associated

with a change of  $\mu^+$  site. This modification suggests a common scenario for optimally doped Y123 and Y124, with a crossover to a low-temperature regime where the charge distribution within the CuO chains varies, possibly due to the growing charge density correlations.

### Acknowledgement

The research activity in was supported by the Italian project MIUR-FIRB *Microsistemi basati su materi-*

*ali magnetici innovativi strutturati su scala nanoscopica*. A. Keren's activity was supported by the Israeli Science Foundation.

- 
- <sup>1</sup> M. Capone, M. Fabrizio, C. Castellani and E. Tosatti, Science 296, 2364 (2002)
  - <sup>2</sup> See for example J. Solyom, Adv. Phys. 28, 201 (1979) and references therein
  - <sup>3</sup> J.E. Sonier, J.H. Brewer, R.F. Kiefl, R.I. Miller, G.D. Morris, C.E. Stronach, J.S. Gardner, S.R. Dunsiger, D.A. Bonn, W.N. Hardy, R. Liang, and R.H. Heffner, Science 292, 1692 (2001)
  - <sup>4</sup> J. E. Sonier, J. H. Brewer, R. F. Kiefl, R. H. Heffner, K. F. Poon, S. L. Stubbs, G. D. Morris, R. I. Miller, W. N. Hardy, R. Liang, D. A. Bonn, J. S. Gardner, C. E. Stronach, and N. J. Curro Phys. Rev. B 66, 134501 (2002)
  - <sup>5</sup> S. Kramer and M. Mehring, Phys. Rev. Lett. 83, 396-399 (1999)
  - <sup>6</sup> F. Raffa, T. Ohno, M. Mali, J. Roos, D. Brinkmann, K. Conder, and M. Eremine Phys. Rev. Lett. 81, 5912 (1998)
  - <sup>7</sup> J.Karpinski et al, Supercond. Sci. Technol. 12(9) (1999) R153.
  - <sup>8</sup> R.Kubo and T.Toyabe in Magnetic Resonance and Relaxation, Ed. R. Blinc (North Holland, Amsterdam, 1967), p.810
  - <sup>9</sup> see also Y. J. Uemura, T. Yamazaki, D. R. Harshman, M. Senba, and E. J. Ansaldo Phys. Rev. B 31, 546 (1985) and references therein
  - <sup>10</sup> R. F. Kiefl, J. H. Brewer, I. Affleck, J. F. Carolan, P. Dosanjh, W. N. Hardy, T. Hsu, R. Kadono, J. R. Kempton, S. R. Kreitzman, Q. Li, A.H.O'Reilly, T. M. Riseman, P. Schleger, P. C. E. Stamp, and H. Zhou, Phys. Rev. Lett. 64, 2082 (1990); A. Keren, L. P. Le, G. M. Luke, B. J. Sternlieb, W. D. Wu, Y. J. Uemura, S. Tajima and S. Uchida, Phys. Rev. B 48, 12926 (1993)
  - <sup>11</sup> A. Schenck in *Muon Spin Rotation: Principles and Applications in Solid State Physics* (Hilger, Bristol 1986)
  - <sup>12</sup> see for example T. Egami and S.J.L. Billinge, in *Physical Properties of High Temperature Superconductors V*, Ed. D. Ginsberg (World Scientific, Singapore, 1996), p. 265.; J.-H. Chung, T. Egami, R. J. McQueeney, M. Yethiraj, M. Arai, T. Yokoo, Y. Petrov, H. A. Mook, Y. Endoh, S. Tajima, C. Frost, and F. Dogan, Phys. Rev. B 67, 014517 (2003) and references therein
  - <sup>13</sup> B. Grévin, Y. Berthier, G. Collin and P. Mendels, Phys.Rev.Lett.80, 2405 (1998)
  - <sup>14</sup> B. Grévin, Y. Berthier, G. Collin and P. Mendels, in *Stripes and Related Phenomena*, Eds. Bianconi and Saini, (Kluwer Academic/Plenum Pub., New York, 2000) p. 287
  - <sup>15</sup> F. Raffa, M. Mali, A. Suter, A. Yu. Zavidonov, J. Roos, D. Brinkmann, and K. Conder Phys. Rev. B 60, 3636 (1999)
  - <sup>16</sup> C. Panagopoulos, J. L. Tallon, B. D. Rainford, T. Xiang, J. R. Cooper, and C. A. Scott, Phys. Rev. B 66, 064501 (2002)
  - <sup>17</sup> T. R. Sendyka, W. Dmowski, T. Egami, N. Seiji, H. Yamauchi and S. Tanaka, Phys. Rev. B 51, 6747 (1995)
  - <sup>18</sup> C. Bernhard, J. L. Tallon, Ch. Niedermayer, Th. Blasius, A. Golnik, E. Brücher, R. K. Kremer, D. R. Noakes, C. E. Stronach, and E. J. Ansaldo, Phys. Rev. B 59, 14 099 (1999); A. Fainstein, E. Winkler, A. Butera, and J. Tallon, 60, R12 597 (1999); J. L. Tallon, C. Bernhard, M. Bowden, P. Gilberd, T. Stoto, and D. Pringle, IEEE Trans. Appl. Supercond. 9, 1696 (1999); J. L. Tallon, J. W. Loram, G. V. M. Williams, and C. Bernhard, Phys. Rev. B 61, 6471 (2000); C. Bernhard, J. L. Tallon, E. Brücher, and R. K. Kremer, this issue, Phys. Rev. B 61, 14 960 (2000).