

Diffusion-annihilation processes in complex networks

Michele Catanzaro,¹ Marián Boguñá,² and Romualdo Pastor-Satorras¹

¹*Departament de Física i Enginyeria Nuclear, Universitat Politècnica de Catalunya, Campus Nord B4, 08034 Barcelona, Spain*

²*Departament de Física Fonamental, Universitat de Barcelona, Av. Diagonal 647, 08028 Barcelona, Spain*

(Dated: January 27, 2020)

We present a detailed analytical study of the $A + A \rightarrow \emptyset$ diffusion-annihilation process in complex networks. By means of microscopic arguments, we derive a set of rate equations for the density of A particles in vertices of a given degree, valid for any generic degree distribution, and which we solve for uncorrelated networks. For homogeneous networks (with bounded fluctuations), we recover the standard mean-field solution, i.e. a particle density decreasing as the inverse of time. For heterogeneous (scale-free networks) in the infinite network size limit, we obtain instead a density decreasing as a power-law, with an exponent depending on the degree distribution. We also analyze the role of finite size effects, showing that any finite scale-free network leads to the mean-field behavior, with a prefactor depending on the network size. We check our analytical predictions with extensive numerical simulations. For the class of heterogeneous networks, we propose an algorithm, the uncorrelated configuration model, which is able to generate uncorrelated scale-free networks with any degree exponent.

PACS numbers: 89.75.-k, 87.23.Ge, 05.70.Ln

I. INTRODUCTION

In the last few years, complex networks have become a new paradigm for complexity. The merging of graph theory together with new and classical statistical physics tools has lead to the development of a modern theory of complex network [1, 2], that has found fruitful applications in domains as divers as technology (the physical Internet [3], the World-Wide Web [4], power grids [5]), biology (protein-protein interaction networks [6], metabolic networks [7], foodwebs [8, 9]), social sciences (sexual contact networks [10], friendship networks [11], scientific collaboration networks [12, 13]), etc.

The statistical analysis of many “real-world” networks has shown that most of these systems seem to share some typical features, the most relevant of them being the small-world property [14] and a large connectivity heterogeneity, reflected in the presence of a scale-free degree distribution [15]. The small-world property refers to the fact that, in real networks, the hop distance between two randomly chosen elements of the system is very small if compared to the total number of elements. More precisely, if $\langle \ell \rangle$ is the average distance between two elements (or vertices), measured as the smallest number of connections (or edges) between any vertices, and N is the system size (number of vertices) then, usually $\langle \ell \rangle$ increases logarithmically or slower with N . On the other hand, scale-free networks are characterized by a degree distribution $P(k)$, defined as the probability that a randomly selected vertex is connected to k other vertices (has degree k), that decreases as a power-law,

$$P(k) \sim k^{-\gamma}, \quad (1)$$

where γ is a characteristic degree exponent, usually in the range $2 < \gamma < 3$. For these values of the degree exponent, the fluctuations in the degree distribution, measured by the second moment $\langle k^2 \rangle$, diverge in the infinite network

size limit, $N \rightarrow \infty$, giving rise a very heterogeneous connectivity lacking any characteristic degree scale. This behavior is in opposition to the more classical homogeneous networks [16], which have a degree distribution decaying exponentially or faster and exhibit bounded degree fluctuations.

Given that complex networks are widespread in nature, it becomes a quite interesting issue the characterization of the effects that their complex topology can have on dynamical processes taking place on top of these systems. For example, it has been shown that heterogeneous networks are remarkably weak in front of targeted attacks, aimed at destroying the most connected vertices [17, 18], as well as to the propagation of infective agents [19, 20]. These properties, which are mainly due to the critical interplay between topology and dynamics in heterogeneous networks, are otherwise absent in their homogeneous counterparts.

Epidemic processes, chemical reactions, and many other dynamic processes, can all be modeled in terms of reaction-diffusion processes [21]. These are dynamic systems that involve particles of different “species” (A_i , $i = 1, \dots, n$) that diffuse stochastically and interact among them following a fixed set of reaction rules. One’s interest is usually focused on the time evolution and steady states of the densities of the different species $\rho_{A_i}(t)$, and the possible presence of critical phase transitions [22]. While much is known about the behavior of reaction-diffusion processes on regular homogeneous lattices, the situation is not so well established in what respects the possible effects that a heterogeneous connectivity structure can have on them. At this respect, it is interesting the work presented in Ref. [23], in which a numerical simulation analysis of the diffusion-annihilation process $A + A \rightarrow \emptyset$ [24], was performed on scale-free networks. In this reaction-diffusion process, particles of a single species A diffuse on the vertices of a network and annihilate upon

contact (when two A particles fall on the same vertex). In regular lattices of Euclidean dimension d , it is well known that the local density of A particles, $\rho(x, t)$, is ruled by a Langevin equation [25],

$$\frac{\partial \rho(x, t)}{\partial t} = D \nabla^2 \rho(x, t) - 2\lambda \rho(x, t)^2 + \rho(x, t) \eta(x, t), \quad (2)$$

where $\eta(x, t)$ is an uncorrelated Gaussian noise. Dynamical renormalization group arguments allow to show that the average density of A particles, $\rho(t) = \langle \rho(x, t) \rangle$, behaves in the large time limit as

$$\frac{1}{\rho(t)} - \frac{1}{\rho_0} \sim t^\alpha, \quad (3)$$

where ρ_0 is the initial particle density, and the exponent α takes the values $\alpha = d/d_c$ for $d \leq d_c$ and $\alpha = 1$ for $d > d_c$, where $d_c = 2$ is the critical dimension of this process. For $d > d_c$ one thus recovers the mean-field solution, obtained from Eq. (2) by setting the diffusion coefficient D and the noise term $\eta(x, t)$ equal to zero.

The numerical simulations of the $A + A \rightarrow \emptyset$ diffusion-annihilation process reported in Ref. [23], performed in uncorrelated scale-free networks with general degree exponent γ , generated using the configuration model [26, 27, 28, 29], led the authors to conclude that the behavior in time of the average density of A particles can be approximated by Eq. (3), where the asymptotic exponent α is a decreasing function of γ and is surprisingly larger than 1 for $\gamma < 3$. The authors attributed this effect to the small-world nature of the networks, and to the existence of hubs (vertices with a large number of connections).

In spite of the potential interest of this result, no theoretical arguments have been proposed so far to back up the numerical conclusions reached in [23]. In this paper we tackle this task, by developing a mean-field analysis of the $A + A \rightarrow \emptyset$ process. This analysis, made in the continuous k approximation and inspired in previous works made for epidemic spreading [19, 30, 31], results in a set of differential equations for the density of A particles in the vertices of degree k , which are valid for networks with arbitrary degree distribution $P(k)$ and two vertex correlations [32], determined by the conditional probability $P(k'|k)$ that a vertex of degree k is connected to a vertex of degree k' [33, 34]. The solution of these equations for the particular case of uncorrelated networks (in which the conditional probability $P(k'|k)$ is independent of k) shows that, while homogeneous networks display a pure mean-field behavior with exponent $\alpha = 1$, scale-free networks with $\gamma < 3$ in the infinite size limit exhibit instead an exponent depending on the properties of the network, i.e. $\alpha = 1/(\gamma - 2)$. Remarkably, this solution in the infinite size limit shows a crossover for any finite network to a linear behavior $1/\rho(t) \sim t$, with a slope depending on the network size. Our analytical results are confirmed by means of large scale numerical simulations for both homogeneous and heterogeneous networks.

We have organized the present paper as follows: In Sec. II we derive, from microscopic considerations, the mean-field differential equations for the $A + A \rightarrow \emptyset$ diffusion-annihilation process in complex random networks with arbitrary degree distribution and two vertex correlations, quantified by means of $P(k)$ and $P(k'|k)$, respectively. We consider the case of absence of correlations, finding the density of A particles for general homogeneous networks. Sec. III is devoted to explicit results for scale-free networks, both in the infinite size limit and for finite size networks. In Sec. IV, our analytic results are compared with extensive numerical simulations of the diffusion-annihilation process running on top of homogeneous and heterogeneous (scale-free) networks. In this latter case, simulations are performed on networks with $\gamma = 3$ generated using the Barabási-Albert model [15] and on a modified version of the configuration model [26, 27, 28, 29], that allows us to create uncorrelated scale-free networks with any specified degree exponent. Finally, our conclusions are presented in Sec. V.

II. THE $A + A \rightarrow \emptyset$ REACTION IN COMPLEX NETWORKS

Let us consider that diffusion-annihilation process $A + A \rightarrow \emptyset$ on a complex network of size N which is fully defined by the adjacency matrix A_{ij} , that takes the values $A_{ij} = 1$ if vertices i and j are connected by an edge, and 0 otherwise. From a statistical point of view, the network can also be characterized by its degree distribution $P(k)$ and its degree correlations, given by the conditional probability $P(k'|k)$. Each vertex in the network can host at most one A particle, and the dynamics of the process is defined as follows: Each particle jumps at a certain rate λ to a randomly chosen nearest neighbor. If it is empty, the particle fills it, leaving the first vertex empty. If the nearest neighbor is occupied, the two particles annihilate, leaving both vertices empty.

In order to study analytically this process in a general complex network, in which vertices can show large degree fluctuations, we are forced to consider the partial densities $\rho_k(t)$, representing the density of A particles in vertices of degree k , or, in other words, the probability that a vertex of degree k contains an A particle at time t [19, 30]. From these partial densities, the total density of A particles is recovered from

$$\rho(t) = \sum_k P(k) \rho_k(t). \quad (4)$$

While it is possible to obtain a rate equation for the density $\rho_k(t)$ by means of intuitive arguments [19, 31], in the following we will pursue a more microscopical approach, which can be generalized to tackle other kinds of problems. Let $n_i(t)$ be a dichotomous random variable taking values 0 or 1 whenever site i is empty or occupied by an A particle, respectively. Using this formulation, the state of the system at time t is completely defined by the

state vector $\mathbf{n}(t) = \{n_1(t), n_2(t), \dots, n_N(t)\}$. Assuming that the time evolution of particles follows a Poisson process [21], the evolution of $\mathbf{n}(t)$ after a time increment dt can be expressed as

$$n_i(t + dt) = n_i(t)\eta(dt) + [1 - n_i(t)]\xi(dt), \quad (5)$$

where $\eta(dt)$ and $\xi(dt)$ are dichotomous random variables taking values

$$\eta(dt) = \begin{cases} 0 & \text{with probability } \lambda dt \left[1 + \sum_j \frac{A_{ij}n_j(t)}{k_j} \right] \\ 1 & \text{otherwise} \end{cases}, \quad (6)$$

and

$$\xi(dt) = \begin{cases} 1 & \text{with probability } \lambda dt \sum_j \frac{A_{ij}n_j(t)}{k_j} \\ 0 & \text{otherwise} \end{cases}, \quad (7)$$

where A_{ij} is the adjacency matrix and λ is the jumping rate that, without loss of generality, we set equal to 1. The first term in Eq. (5) stands for an event in which vertex i is occupied by a particle and, during the time interval $(t, t + dt)$, it becomes empty, either because the particle in it decides to move to another vertex or because a particle in a nearest neighbor of i decides to jump to i , annihilating thus both particles. The second term corresponds to the case in which vertex i is empty and a particle in a neighbor vertex of i decides to move to that vertex [46]. Taking the average of Eq. (5), we obtain

$$\begin{aligned} \langle n_i(t + dt) | \mathbf{n}(t) \rangle &= \\ &= n_i(t) - \left[n_i(t) - (1 - 2n_i(t)) \sum_j \frac{A_{ij}n_j(t)}{k_j} \right] dt, \end{aligned} \quad (8)$$

equation that describes the average evolution of the system, conditioned to the knowledge of its state at the previous time step. Then, after multiplying Eq. (8) by the probability to find the system at state \mathbf{n} at time t , and summing for all possible configurations, we are led to

$$\frac{d\rho_i(t)}{dt} = -\rho_i(t) + \sum_j A_{ij} \frac{1}{k_j} [\rho_j(t) - 2\rho_{ij}(t)], \quad (9)$$

where we have introduced the notation $\rho_i(t) \equiv \langle n_i(t) \rangle$ and $\rho_{ij}(t) \equiv \langle n_i(t)n_j(t) \rangle$.

The derivation presented so far is exact. To proceed further, we assume that vertices with the same degree are statistically equivalent [31]. That is,

$$\rho_i(t) \equiv \rho_k(t) \quad \forall i \in \mathcal{V}(k), \quad (10)$$

$$\rho_{ij}(t) \equiv \rho_{kk'}(t) \quad \forall i \in \mathcal{V}(k), j \in \mathcal{V}(k'), \quad (11)$$

where $\mathcal{V}(k)$ is the set of vertices of degree k . Thus, by summing Eq. (9) for all nodes of degree k and dividing

by the number of vertices with this degree, N_k , we can write, after some formal manipulations,

$$\frac{d\rho_k(t)}{dt} = -\rho_k(t) + \sum_{k'} \frac{\rho_{kk'}(t) - 2\rho_{kk'}(t)}{k'} \frac{1}{N_k} \sum_{i \in \mathcal{V}(k)} \sum_{j \in \mathcal{V}(k')} A_{ij}. \quad (12)$$

If all the vertices with the same degree are statistically equivalent, we can set [31]

$$\frac{1}{N_k} \sum_{i \in \mathcal{V}(k)} \sum_{j \in \mathcal{V}(k')} A_{ij} = kP(k'|k). \quad (13)$$

Finally, by assuming the mean-field approximation $\rho_{kk'}(t) \simeq \rho_k(t)\rho_{k'}(t)$, the rate equation for the density $\rho_k(t)$ can be written as

$$\frac{d\rho_k(t)}{dt} = -\rho_k(t) + k[1 - 2\rho_k(t)] \sum_{k'} \frac{P(k'|k)}{k'} \rho_{k'}(t). \quad (14)$$

In the case of networks with general degree correlations, the solution of Eq. (14) depends on the nature of the conditional probability $P(k'|k)$ and can be a rather arduous task [35]. Therefore, in the rest of this paper we will restrict ourselves to the case of uncorrelated networks, in which the conditional probability takes the simple form $P(k'|k) = k'P(k')/\langle k \rangle$ [31]. For this class of networks, the rate equation Eq. (14) is simplified to the form

$$\frac{d\rho_k(t)}{dt} = -\rho_k(t) + \frac{k}{\langle k \rangle} [1 - 2\rho_k(t)] \rho(t), \quad (15)$$

where $\rho(t)$ is the total density of A particles. We can obtain a differential equation for this last quantity by multiplying Eq. (15) by $P(k)$ and summing over k , namely,

$$\frac{d\rho(t)}{dt} = -2\rho(t)\Theta(t), \quad (16)$$

where

$$\Theta(t) = \frac{1}{\langle k \rangle} \sum_k kP(k)\rho_k(t). \quad (17)$$

In order to solve Eq. (16), we perform a *quasi-static* approximation in the rate equation Eq. (15). From the mean-field solution of the $A + A \rightarrow \emptyset$ process, we expect $\rho(t)$ to be a decreasing function with a power law-like behavior. In this case, for large enough times, the time derivative of $\rho(t)$ will be much smaller than the density proper. Extending this argument to the partial densities $\rho_k(t)$, at large times we can neglect the left-hand-side term in Eq.(15), and solve for $\rho_k(t)$ as a function of the density, obtaining

$$\rho_k(t) = \frac{k\rho(t)/\langle k \rangle}{1 + 2k\rho(t)/\langle k \rangle}. \quad (18)$$

Substituting this approximation into the expression for $\Theta(t)$, we get

$$\Theta(t) = \frac{\rho(t)}{\langle k \rangle^2} \sum_k \frac{k^2 P(k)}{1 + 2k\rho(t)/\langle k \rangle}. \quad (19)$$

Inserting this last expression into Eq. (16), we obtain as a final equation for the density of A particles

$$\frac{d\rho(t)}{dt} = -2 \frac{\rho(t)^2}{\langle k \rangle^2} \sum_k \frac{k^2 P(k)}{1 + 2k\rho(t)/\langle k \rangle}. \quad (20)$$

The solution of the approximate equation Eq. (20) will depend on the particular form of the degree distribution. The task becomes, however, quite simple for the class of homogeneous networks. In this case, the degree distribution decreases so quickly that all its moments are finite. So, for small $\rho(t)$ we can perform a Taylor expansion of the right-hand-side of Eq. (20), obtaining at lowest order

$$\frac{d\rho(t)}{dt} \simeq -2 \frac{\langle k^2 \rangle}{\langle k \rangle^2} \rho(t)^2 + 4 \frac{\langle k^3 \rangle}{\langle k \rangle^3} \rho(t)^3, \quad (21)$$

whose solution at large times yields

$$\frac{1}{\rho(t)} - \frac{1}{\rho_0} \simeq \frac{2\langle k^2 \rangle}{\langle k \rangle^2} t, \quad (22)$$

being ρ_0 the initial density of A particles. This corresponds to the pure mean-field linear behavior, with a finite prefactor depending on the second moment of the degree distribution.

Eq. (18) can help us to understand how this process will operate in heterogeneous networks. Indeed, for any given time t , the partial density of vertices with degree larger than $\langle k \rangle / 2\rho(t)$ is essentially constant up to time t , that is, $\rho_k(t) \sim 1/2$ for $k > \langle k \rangle / 2\rho(t)$. The reason is that vertices with high degree (hubs) are more easily reached by particles than those with small degree and, with high probability they will be surrounded by some A particle. Then, as soon as one nearby particle decides to move to the hub, both particles disappear and another nearby particle will replace the original one in the hub, keeping then the density constant, which is clearly set to $1/2$. Therefore, hubs act as drains through which particles vanish. Besides, this process happens in a hierarchical way in time, that is, the partial density of small degree vertices decreases first, whereas the most connected vertices are the last to hold particles. This reasoning allows us to anticipate that the resulting dynamics will strongly depend on the number of high degree vertices of the network and, consequently, on the degree distribution.

III. SCALE-FREE NETWORKS

For heterogenous networks with a diverging second moment, as in the case of scale-free networks, we have to

consider more carefully the solution of Eq. (20). Let us focus in generalized uncorrelated scale-free networks in the infinite size limit, which are completely determined by the normalized degree distribution

$$P(k) = (\gamma - 1)m^{\gamma-1}k^{-\gamma}, \quad (23)$$

where $2 < \gamma < 3$ is the degree exponent, m is the minimum degree in the network, and we are approximating k as a continuous variable. The average degree is thus $\langle k \rangle = m(\gamma - 1)/(\gamma - 2)$. For a scale-free network in the limit $N \rightarrow \infty$, Eq. (20) can be written as

$$\begin{aligned} \frac{d\rho(t)}{dt} &= -2\rho(t)^2 \frac{(\gamma - 1)m^{\gamma-1}}{\langle k \rangle^2} \int_m^\infty \frac{k^{2-\gamma}}{1 + \frac{2k\rho(t)}{\langle k \rangle}} dk \\ &= -\rho(t) F\left(1, \gamma - 2, \gamma - 1, -\frac{(\gamma-1)}{2(\gamma-2)\rho(t)}\right), \end{aligned} \quad (24)$$

where F is the Gauss hypergeometric function [36]. Therefore, the density as function of time can be implicitly expressed in terms of the integral

$$t = - \int_{\rho_0}^{\rho(t)} \frac{dz}{z F(1, \gamma - 2, \gamma - 1, -\frac{(\gamma-1)}{2(\gamma-2)z})}. \quad (25)$$

For very large times and small densities, we can use the asymptotic expansion of the Gauss hypergeometric function, $F(1, \gamma - 2, \gamma - 1, -1/z) \sim z^{\gamma-2}$, $z \rightarrow \infty$, to obtain the scaling behavior of the density with time,

$$\frac{1}{\rho(t)} \sim t^{1/(\gamma-2)}. \quad (26)$$

We can obtain an exact solution for $\rho(t)$ for scale-free networks with degree exponent $\gamma = 3$. In this case, we have $P(k) = 2m^2 k^{-3}$ and $\langle k \rangle = 2m$. The differential equation for the particle density reads now

$$\begin{aligned} \frac{d\rho(t)}{dt} &= -\rho(t)^2 \int_m^\infty \frac{k^{-1}}{1 + k\rho(t)/m} dk \\ &\quad - \rho(t)^2 \ln\left(1 + \frac{1}{\rho(t)}\right), \end{aligned} \quad (27)$$

whose solution is

$$t = \int_{\rho_0^{-1}}^{\rho(t)^{-1}} \frac{dz}{\ln(1+z)} = \text{Li}(1 + \rho(t)^{-1}) - \text{Li}(1 + \rho_0^{-1}), \quad (28)$$

where Li is the logarithmic integral function [36]. For small $\rho(t)$, we can exploit the asymptotic expansion of the logarithmic integral function, $\text{Li}(z) \sim z/\ln z$, $z \rightarrow \infty$, to obtain

$$\frac{1}{\rho(t)} \sim t \ln t. \quad (29)$$

That is, in the infinite network size limit, the particle density of a scale-free network with $\gamma = 3$ follows the

same decay as the mean-field solution, with a logarithmic correction.

The conclusion of this analysis is that the particle density in the $A + A \rightarrow \emptyset$ process in a infinite size scale-free network with degree exponent γ follows the asymptotic form at large times

$$\frac{1}{\rho(t)} \sim t^{\alpha(\gamma)} (\ln t)^{\beta(\gamma)}, \quad (30)$$

with characteristic exponents

$$\alpha(\gamma) = \begin{cases} 1/(\gamma-2) & 2 < \gamma < 3 \\ 1 & \gamma \geq 3 \end{cases}, \quad (31)$$

$$\beta(\gamma) = \begin{cases} 0 & 2 < \gamma < 3 \\ 1 & \gamma = 3 \\ 0 & \gamma > 3 \end{cases}. \quad (32)$$

The results for $\gamma > 3$ are a natural consequence of the lack of degree fluctuations ($\langle k^2 \rangle < \infty$) in this kind of scale-free networks.

The analytical exponents determined above, however, are strongly affected by finite size effects. Indeed, for a power-law degree distribution, the largest weight in the sum in Eq. (20) is carried by the large k values. If the network is composed by a finite number of vertices, N , as it always happens in numerical simulations, it has a cut-off or maximum degree $k_c(N)$, which is usually a function of the network size [37]. Thus, there exists a cross-over time t_c , defined by

$$\frac{2k_c(N)\rho(t_c)}{\langle k \rangle} \ll 1, \quad (33)$$

such that, for $t > t_c$ the particle density is so small that we can approximate

$$\Theta(t) \approx \frac{\rho(t)}{\langle k \rangle^2} \sum_k k^2 P(k) = \rho(t) \frac{\langle k^2 \rangle}{\langle k \rangle^2}. \quad (34)$$

In this time regime, we will observe an effective linear behavior for the inverse particle density,

$$\frac{1}{\rho(t)} \sim \frac{2\langle k^2 \rangle}{\langle k \rangle^2} t, \quad (35)$$

whose effective slope depends of the network size as

$$\langle k^2 \rangle = \sum_{k=m}^{k_c(N)} k^2 P(k) \sim k_c(N)^{3-\gamma}. \quad (36)$$

That is, in finite size scale-free networks, the density of A particles at very large times has the same behavior as in homogeneous networks, i.e. $1/\rho(t)$ is linear in t , but now with a slope that depends on the network size N . Thus, the exponents larger than one, given by Eq. (31), can only be numerically observed as transients in very large networks.

IV. NUMERICAL SIMULATIONS

As a check for the analytic predictions developed in the previous Sections, we have performed extensive numerical simulations of the diffusion-annihilation process on top of different model networks, both homogeneous and heterogeneous. The simulations are implemented using a sequential updating scheme [22]. An initial fraction ρ_0 of vertices in the networks is randomly chosen and occupied by an A particle. At time t in the simulation, a vertex is randomly chosen among the n vertices that host an A particle at that time. One of its neighbors is selected also at random. If it is empty, the particle moves and occupies it. If it contains a particle, this is annihilated with the one in the first vertex, becoming both vertices empty, and the number of occupied vertices is updated $n \rightarrow n-2$. In both cases, time is updated as $t \rightarrow t+1/n$, where n is the total number of particles at the beginning of the simulation step. In all the simulations presented in this Section, we set the initial particle density $\rho_0 = 0.5$.

A. Homogeneous networks

The class of homogeneous networks refers to networks with a degree distribution peaked at an average value $\langle k \rangle$ and decaying exponentially or faster for $k \gg \langle k \rangle$ and $k \ll \langle k \rangle$. Typical examples of such networks are the Erdős and Rényi model [38] and the small-world model proposed by Watts and Strogatz (WS) [14]. We will focus in the latter in order to perform computer simulations. The WS model is defined as follows [14, 39]: The starting point is a ring with N vertices, in which every vertex is symmetrically connected to its $2m$ nearest neighbors. Then, for every vertex, each edge connected to a clockwise neighbor is rewired to a randomly chosen vertex with probability p , and preserved with probability $1-p$. This procedure generates a graph with a degree distribution that decays faster than exponentially for large k , and average degree $\langle k \rangle = 2m$. We will consider the WS model with $p = 1$, that is, in which all edges have been rewired. In this limit, the degree distribution of the WS network takes the form [39]

$$P(k) = \frac{m^{k-m}}{(k-m)!} e^{-m}. \quad (37)$$

Therefore, all its moments $\langle k^n \rangle$ are finite for any value of n , and we should expect Eq. (22) to provide a good approximation for the dynamics of the $A + A \rightarrow \emptyset$ process for $\rho(t) \rightarrow 0$.

In order to check this fact, we have carried out large scale numerical simulations of the $A + A \rightarrow \emptyset$ reaction on WS networks with $p = 1$ and minimum degree $m = 2$, which corresponds to an average degree $\langle k \rangle = 6$. Simulations were performed on graphs of size $N = 10^6$, averaging over 1000 reaction processes over 10 different realizations of the random network. In Fig. 1 we show the

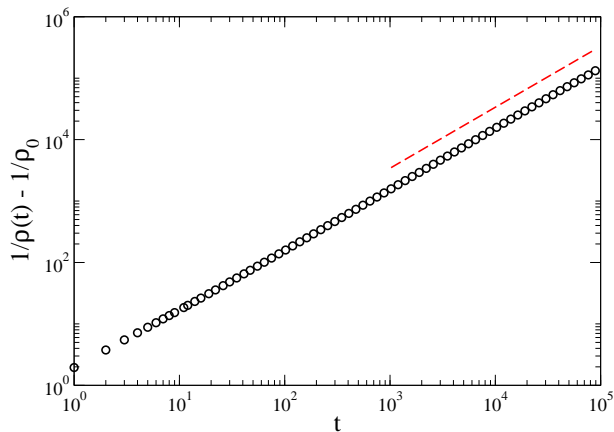


FIG. 1: Inverse average particle density $\rho(t)$ as a function of time for the $A + A \rightarrow \emptyset$ process in WS networks. The dashed line corresponds to a behavior $1/\rho(t) \sim t$.

total density of A particles as a function of time. As we can observe, the inverse particle density follows quite precisely a linear behavior with time. A linear fit for the last two decades of t values yields a slope ≈ 1.50 , which is not too different from the predicted value in Eq. (22), $2\langle k^2 \rangle / \langle k \rangle^2 = 2.25$.

B. Heterogeneous networks: The Barabási-Albert model

The Barabási-Albert (BA) graph was introduced as the first growing network model capable of producing as an emerging property a power-law degree distribution [15]. This model is based on the preferential attachment paradigm, a rather intuitive mechanism in which new individuals tend to develop more easily connections with already well connected individuals. The model is defined as follows: We start from a small number m_0 of vertices, and at each time step, a new vertex is introduced, with m edges that are connected to old vertices i with probability

$$\Pi(k_i) = \frac{k_i}{\sum_j k_j}, \quad (38)$$

where k_i is the degree of the i th vertex. After iterating this procedure a large number of times, we obtain a network composed by N vertices, minimum degree m , and average degree $\langle k \rangle = 2m$, with a degree distribution $P(k) = 2m^3 k^{-3}$ and almost vanishing degree correlations [34]. In the results presented here we consider the parameters $m_0 = 5$ and $m = 2$, corresponding to an average degree $\langle k \rangle = 4$. Simulations were performed on networks of size $N = 10^5$ and $N = 10^6$, averaging over 1000 runs in 10 different network samples.

A first issue that we have explored in this network is the validity of the quasi-stationary approximation made to obtain Eq. (18). If this approximation is valid, we

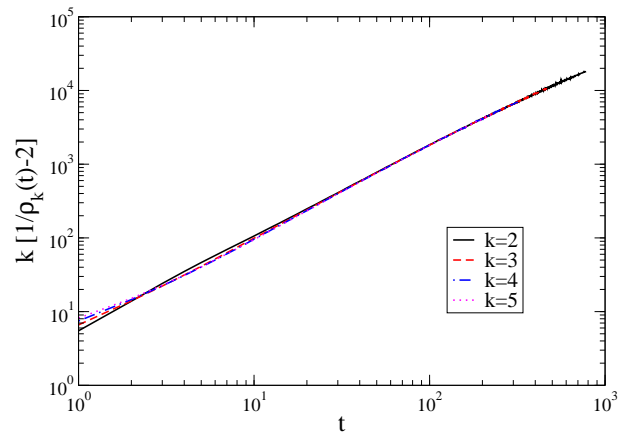


FIG. 2: Check of Eq. (39) in BA networks. The networks have size $N = 10^5$.

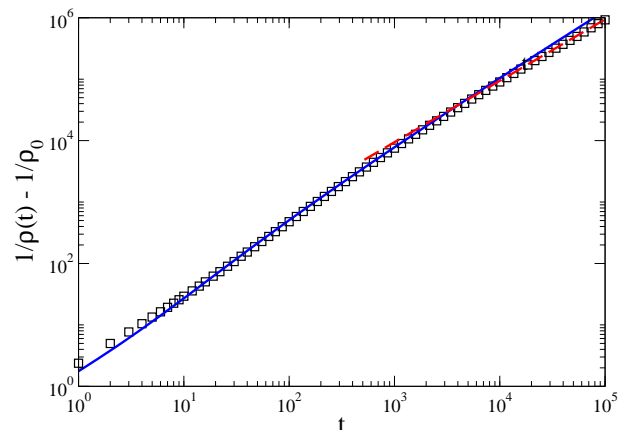


FIG. 3: Inverse average particle density $\rho(t)$ as a function of time for the $A + A \rightarrow \emptyset$ process in BA networks. The full line is the analytic solution Eq. (28); the dashed line corresponds to the finite size behavior $1/\rho(t) \sim t$.

should observe that the quantity

$$k \left(\frac{1}{\rho_k(t)} - 2 \right) = \frac{\langle k \rangle}{\rho(t)} \quad (39)$$

is independent of k . We have performed this check in Fig. 2. As we can observe, the curves collapse quite nicely for t larger than $t_0 \simeq 10$. Therefore, we should expect that the results obtained from the approximation in Eq. (20) will be valid above this characteristic time.

In Fig. 3 we represent the inverse particle density as function of time. In this plot we observe that, except for very early times, the initial time dependence is very accurately described by the analytic solution Eq. (28), which can be approximately described by a linear behavior with a logarithmic correction, $1/\rho(t) \sim t \ln t$ (full line). At larger times, the function $1/\rho(t)$ crosses over to a linear dependence (dashed line), showing the onset of finite size effects. The poor agreement at early times should be attributed to the approximation in Eq. (20), which is valid only for times larger than $t_0 \simeq 10$.

C. Heterogeneous networks: The uncorrelated configuration model

An alternative algorithm to construct networks with a power-law degree distribution (and in general with any prescribed degree distribution $P(k)$) is the configuration model (CM) [26, 27, 28, 29]. In order to construct a network with the original definition of this algorithm, we start assigning to each vertex i in a set of N vertices a random degree k_i drawn from the probability distribution $P(k)$ (the desired degree distribution), with $m \leq k_i \leq N$ [47] and imposing the constraint that the sum $\sum_i k_i$ must be even. The network is completed by randomly connecting the vertices with $\sum_i k_i/2$ edges, respecting the pre-assigned degrees. The result of this construction is a network in which, by definition, the degrees are distributed according to $P(k)$ and in which, in principle, there are no degree correlations, given the random nature of the edge assignment.

While this prescription works well for bounded degree distributions, one has to be more careful when dealing with heterogeneous (power-law distributed) networks. In fact, it is easy to see that, if the second moment of the degree distribution diverges, a completely random assignment of edges leads to the construction of an uncorrelated network, but in which a non-negligible fraction of self-connections (a vertex joined to itself) and multiple connections (two vertices connected by more than one edge) are present [40]. While multiple and self-connections are completely natural in mathematical graph theory [41], they are somewhat undesired for simulation purposes, since most real network do not display such structures, and also in order to avoid ambiguities in the definition of the network and the dynamics on top of it. This situation can be avoided by imposing the additional constraint of forbidding multiple and self-connections. This constraint, however, has the negative side effect of introducing correlations in the network [42, 43].

The origin of this phenomenon can be traced back to the effects of the cut-off (or maximum expected degree) $k_c(N)$ in a network of size N . In fact, it is possible to show that in order to have no correlations in the absence of multiple and self-connections, a scale-free network with degree distribution $P(k) \sim k^{-\gamma}$ and size N must have a cut-off scaling at most as $k_s(N) \sim N^{1/2}$ (the so-called structural cut-off) [40]. For a power-law network generated using the CM algorithm defined above (i.e. generating random degrees in the range $m \leq k_i \leq N$), simple extreme value theory arguments show in fact that

$$k_c(N) \sim N^{1/(\gamma-1)}. \quad (40)$$

For $\gamma < 3$, we have that $k_c(N) > N^{1/2}$ and therefore it is impossible to avoid the presence of correlations. Only for the particular case $\gamma = 3$ we recover $k_c(N) \sim N^{1/2}$, which explains the lack of correlations in the BA model [40].

Since it is the maximum possible value of the degrees in the network that rules the presence or absence of cor-

relations in a random network with no multiple or self-connections, we propose the following *uncorrelated configuration model* (UCM) in order to generate random uncorrelated scale-free networks:

1. Assign to each vertex i in a set of N initially disconnected vertices a degree k_i , extracted from the probability distribution $P(k) \sim k^{-\gamma}$, and subject to the constraints $m \leq k_i \leq N^{1/2}$ and $\sum_i k_i$ even.
2. Construct the network by randomly connecting the vertices with $\sum_i k_i/2$ edges, respecting the pre-assigned degrees and avoiding multiple and self-connections.

The constraint on the maximum possible degree of the vertices ensures that $k_c(N) \sim N^{1/2}$, allowing for the possibility to construct uncorrelated networks. As an additional numerical optimization of this algorithm, we also impose the minimum degree $m = 2$ to generate connected networks with probability one [29, 44].

In Fig. 4 we check for the presence of correlations in the network model for scale-free networks we have just proposed. Correlations are measured by means of the average degree of the nearest neighbors of the vertices of degree k , $\bar{k}_{nn}(k)$, which can be formally defined as [33, 34]

$$\bar{k}_{nn}(k) = \sum_{k'} k' P(k'|k). \quad (41)$$

We have seen that, for uncorrelated networks, $P(k'|k) = k' P(k')/\langle k \rangle$. Therefore, in this case, we have $\bar{k}_{nn}(k) = \langle k^2 \rangle / \langle k \rangle$, independent of k . That is, for an uncorrelated network the function $\bar{k}_{nn}(k)$ is constant. A functional dependence on k , on the other hand, signals the presence of correlations. In Fig. 4 we plot the $\bar{k}_{nn}(k)$ function obtained from networks with $N = 10^5$ and $\gamma = 2.5$ generated with the CM and the UCM algorithms. The Figure clearly shows that proposed UCM algorithm yields an almost constant $\bar{k}_{nn}(k)$ function, and thus networks generated this way are uncorrelated. The original CM model, on the other hand, produces networks with negative correlations at large degrees: vertices with many connections tend to be connected to vertices with few connections, while low degree vertices connect equally with vertices of any degree. We have also checked numerically that the networks generated from the UCM algorithm with minimum degree $m = 2$ are almost always connected.

Turning to the analysis of the $A + A \rightarrow \emptyset$ diffusion-annihilation process, we have simulated this model in networks generated with the UCM algorithm, with degree distribution $P(k) \sim k^{-\gamma}$, $m = 2$, and sizes ranging from $N = 10^5$ to $N = 10^6$. In Fig. 5 we plot the inverse particle density from computer simulations in networks with different degree exponent γ . From this plot we observe that, at the initial time regime, the growth of this function is faster for smaller values of γ , in agreement with the theoretical prediction Eq. (26). At larger times,

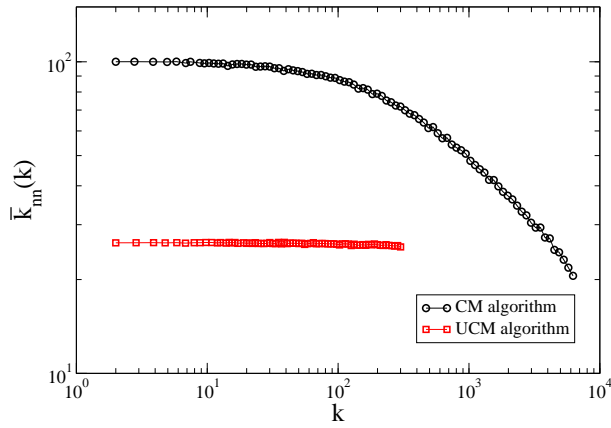


FIG. 4: Average nearest neighbor degree of the vertices of degree k , $\bar{k}_{nn}(k)$ for the original CM algorithm and the new UCM algorithm proposed in the present paper. Network size is $N = 10^5$, the degree exponent $\gamma = 2.5$.

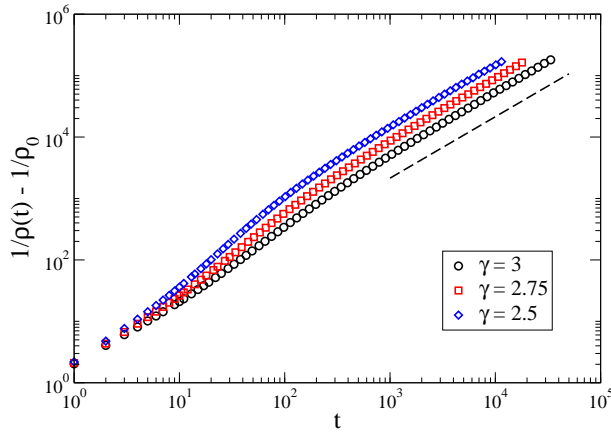


FIG. 5: Inverse average particle density $\rho(t)$ as a function of time for the $A + A \rightarrow \emptyset$ process in uncorrelated scale-free networks with different degree exponents. The dashed line corresponds to the finite size behavior $1/\rho(t) \sim t$.

on the other hand, finite size effects take over, and we observe again a linear regime (compare the slope with the reference dashed line in the Figure). For $\gamma < 3$, however, we cannot compare directly with the full analytical prediction Eq. (26), as we did for the BA model. The reason is the following: From Eq. (33), we have that the density at the crossover time scales as

$$\rho(t_c) \sim k_c(N)^{-1}. \quad (42)$$

Then, from Eq. (26), we can estimate

$$t_c \sim k_c(N)^{\gamma-2}. \quad (43)$$

That is, the crossover time t_c diminishes with decreasing γ . It turns out that, even for $\gamma = 2.5$, t_c is so small that we cannot observe the transient regime $1/\rho(t) \sim t^{1/(\gamma-2)}$, and only the finite size effects, with its associated linear behavior, are apparent. System sizes larger than those

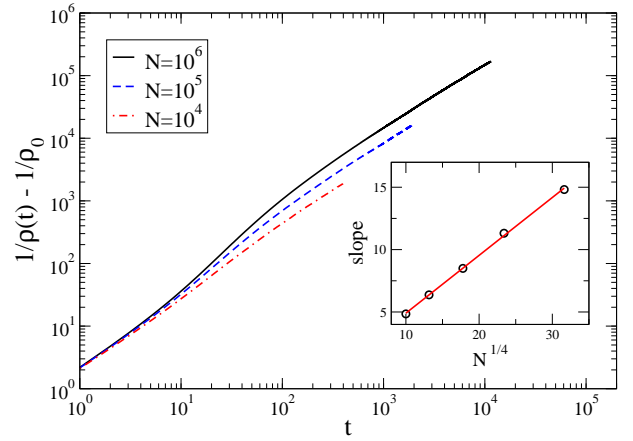


FIG. 6: Inverse average particle density $\rho(t)$ as a function of time for the $A + A \rightarrow \emptyset$ process in uncorrelated scale-free networks with degree exponent $\gamma = 2.5$ and different network sizes. Inset: slope in the linear regime as a function of $N^{1/4}$. The good linear behavior validates the finite size solution in Eq. (35).

available for our present computer resources should make visible this crossover phenomena.

Finally, we have checked the slope dependence of the linear behavior given by the finite size effects. According to Eqs. (35) and (36), we should observe, for a fixed degree exponent, a slope that grows with the system size as $k_c(N)^{3-\gamma} \sim N^{(3-\gamma)/2}$. We have analyzed this point in Fig. 6. For a degree exponent $\gamma = 2.5$, we observe that the curves for increasing values of N show a correspondingly increasing of the slope in the final linear region. We have estimated this slope by performing a linear fitting to the whole curve (inset in Fig. 6). This slope increases approximately as $N^{1/4}$, in very good agreement with our theoretical predictions.

It is noteworthy that these finite size effects, so remarkable in the simulations presented in this Section, are however not evident in the numerical work developed in Ref. [23]. The reason of this fact could be that the simulations in [23] were performed in networks generated with the CM algorithm. These networks, as we have shown above, exhibit some degree of correlations, and therefore could be outside of the regime of validity of the analytical calculations we have presented here.

V. CONCLUSIONS

In this work we have presented a detailed analytical study of the $A + A \rightarrow \emptyset$ diffusion-annihilation process in complex networks [23]. For uncorrelated homogeneous networks with bounded degree fluctuations, we recover a behavior compatible with the standard mean-field solution of the process, that is, the inverse particle density grows linearly with time, $1/\rho(t) \sim t$, with a constant prefactor. In the case of uncorrelated heterogeneous net-

works, characterized by a scale-free degree distribution, we observe instead that, in the infinite network size limit $N \rightarrow \infty$, the inverse particle density increases as a power law with time, $1/\rho(t) \sim t^{\alpha(\gamma)}$, with an exponent larger than one and that depends on the level of heterogeneity of the network, i.e. $\alpha(\gamma) = 1/(\gamma - 2)$ for $\gamma < 3$. For $\gamma = 3$, a linear growth with logarithmic corrections sets in, while for $\gamma > 3$ we recover again the mean-field solution typical of homogeneous networks. In the case of scale-free networks, we have also analyzed the effects of a finite network size in this dynamical process. For any value of γ , we have shown that, at large times, the inverse particle density $1/\rho(t)$ in a finite network crosses over to a linear behavior, with a slope that is an increasing function of the network size N . In order to check our predictions, we have performed extensive numerical simulations on both homogeneous and heterogeneous networks. For this last class, we have considered the now classical Barabási-Albert model. Furthermore, we have proposed a new algorithm, the uncorrelated configuration model (UCM), based on the configuration model, that is able to generate uncorrelated networks with a power-law degree distribution and any degree exponent γ .

An interesting conclusion that can be extracted of the

present work is the very strong incidence that finite size effects can have on dynamical systems on top of scale-free networks. While these size effects have been already discussed in the context of epidemic spreading [45], the $A+A \rightarrow \emptyset$ process analyzed here provides a further example, in which analytical results and numerical simulations show a striking agreement.

Acknowledgments

We thank F. van Wijland for helpful comments and discussions. This work has been partially supported by EC-FET Open Project No. IST-2001-33555. R.P.-S. acknowledges financial support from the Ministerio de Ciencia y Tecnología (Spain), and from the Departament d'Universitats, Recerca i Societat de la Informació, Generalitat de Catalunya (Spain). M. B. acknowledges financial support from the Ministerio de Ciencia y Tecnología through the Ramón y Cajal program. M. C. acknowledges financial support from Universitat Politècnica de Catalunya.

-
- [1] R. Albert and A.-L. Barabási, *Rev. Mod. Phys.* **74**, 47 (2002).
 - [2] S. N. Dorogovtsev and J. F. F. Mendes, *Evolution of networks: From biological nets to the Internet and WWW* (Oxford University Press, Oxford, 2003).
 - [3] R. Pastor-Satorras and A. Vespignani, *Evolution and structure of the Internet: A statistical physics approach* (Cambridge University Press, Cambridge, 2004).
 - [4] B. A. Huberman, *The laws of the Web* (MIT press, Cambridge, MA, USA, 2001).
 - [5] D. J. Watts, *Six degrees: The science of a connected age* (W. W. Norton & Company, New York, 2003).
 - [6] A. Wagner, *Mol. Biol. Evol.* **18**, 1283 (2001).
 - [7] H. Jeong *et al.*, *Nature* **407**, 651 (2000).
 - [8] J. M. Montoya and R. V. Solé, *J. Theor. Biol.* **214**, 405 (2002).
 - [9] D. Garlaschelli, G. Caldarelli, and L. Pietronero, *Nature* **423**, 165 (2003).
 - [10] F. Liljeros *et al.*, *Nature* **411**, 907 (2001).
 - [11] L. A. N. Amaral, A. Scala, M. Barthélemy, and H. E. Stanley, *Proc. Natl. Acad. Sci. USA* **97**, 11149 (2000).
 - [12] M. E. J. Newman, *Phys. Rev. E* **64**, 016131 (2001).
 - [13] A.-L. Barabási *et al.*, *Physica A* **311**, 590 (2002).
 - [14] D. J. Watts and S. H. Strogatz, *Nature* **393**, 440 (1998).
 - [15] A.-L. Barabási and R. Albert, *Science* **286**, 509 (1999).
 - [16] P. Erdős and P. Rényi, *Publicationes Mathematicae* **6**, 290 (1959).
 - [17] R. Cohen, K. Erez, D. ben Avraham, and S. Havlin, *Phys. Rev. Lett.* **86**, 3682 (2001).
 - [18] D. S. Callaway, M. E. J. Newman, S. H. Strogatz, and D. J. Watts, *Phys. Rev. Lett.* **85**, 5468 (2000).
 - [19] R. Pastor-Satorras and A. Vespignani, *Phys. Rev. Lett.* **86**, 3200 (2001).
 - [20] A. L. Lloyd and R. M. May, *Science* **292**, 1316 (2001).
 - [21] N. G. van Kampen, *Stochastic processes in chemistry and physics* (North Holland, Amsterdam, 1981).
 - [22] J. Marro and R. Dickman, *Nonequilibrium phase transitions in lattice models* (Cambridge University Press, Cambridge, 1999).
 - [23] L. K. Gallos and P. Argyrakis, *Phys. Rev. Lett.* **92**, 138301 (2004).
 - [24] A. A. Ovchinnikov and Y. B. Zeldovich, *Chem. Phys.* **28**, 215 (1978).
 - [25] B. P. Lee, *J. Phys. A: Math. Gen.* **27**, 2633 (1994).
 - [26] A. Bekessy, P. Bekessy, and J. Komlos, *Stud. Sci. Math. Hungar.* **7**, 343 (1972).
 - [27] E. A. Bender and E. R. Canfield, *Journal of Combinatorial Theory A* **24**, 296 (1978).
 - [28] M. Molloy and B. Reed, *Random Struct. Algorithms* **6**, 161 (1995).
 - [29] M. Molloy and B. Reed, *Combinatorics, Probab. Comput.* **7**, 295 (1998).
 - [30] R. Pastor-Satorras and A. Vespignani, *Phys. Rev. E* **63**, 066117 (2001).
 - [31] M. Boguñá, R. Pastor-Satorras, and A. Vespignani, in *Statistical Mechanics of Complex Networks*, Vol. 625 of *Lecture Notes in Physics*, edited by R. Pastor-Satorras, J. M. Rubí, and A. Díaz-Guilera (Springer Verlag, Berlin, 2003).
 - [32] M. E. J. Newman, *Phys. Rev. Lett.* **89**, 208701 (2002).
 - [33] R. Pastor-Satorras, A. Vázquez, and A. Vespignani, *Phys. Rev. Lett.* **87**, 258701 (2001).
 - [34] A. Vázquez, R. Pastor-Satorras, and A. Vespignani, *Phys. Rev. E* **65**, 066130 (2002).
 - [35] M. Boguñá and R. Pastor-Satorras, *Phys. Rev. E* **66**, 047104 (2002).

- [36] M. Abramowitz and I. A. Stegun, *Handbook of mathematical functions*. (Dover, New York, 1972).
- [37] S. N. Dorogovtsev and J. F. F. Mendes, *Adv. Phys.* **51**, 1079 (2002).
- [38] P. Erdős and P. Rényi, *Publ. Math. Inst. Hung. Acad. Sci.* **5**, 17 (1960).
- [39] A. Barrat and M. Weigt, *Eur. Phys. J. B* **13**, 547 (2000).
- [40] M. Boguñá, R. Pastor-Satorras, and A. Vespignani, *Euro. Phys. J. B* **38**, 205 (2004).
- [41] B. Bollobás, *Modern Graph Theory* (Springer-Verlag, New York, 1998).
- [42] S. Maslov, K. Sneppen, and A. Zaliznyak, *Physica A* **333**, 529 (2004).
- [43] J. Park and M. E. J. Newman, *Phys. Rev. E* **66**, 026112 (2003).
- [44] R. Cohen, K. Erez, D. ben Avraham, and S. Havlin, *Phys. Rev. Lett.* **85**, 4626 (2000).
- [45] R. Pastor-Satorras and A. Vespignani, *Phys. Rev. E* **65**, 035108 (2002).
- [46] Notice that the random variables $\eta(dt)$ and $\xi(dt)$ are not independent, since both involve some common random movements. This fact, however, does not affect our further development.
- [47] No vertex can have a degree larger than N .