

Effect of confinement on coil-globule transition

P. K. Mishra¹ and Sanjay Kumar^{1,2*}

¹*Department of Physics*

Banaras Hindu University,

Varanasi-221 005, India

²*Max-Planck Institute for Complex System*

Nothnitzer Street 38,

01187 Dresden, Germany

Abstract

The equilibrium thermodynamic properties of a linear polymer chain confined to a space between two impenetrable walls (lines) at a distance D under various solvent conditions have been studied using series analysis and exact enumeration technique. We have calculated the end to end distance of polymer chain, which shows a non-monotonic behaviour with inter wall separation D . The density distribution profile shows a maxima at a particular value of $(D =)D^*$. Around this D^* , our results show that the collapse transition occurs at higher temperature as compared to its bulk value of $2d$ and $3d$. The variation of θ - temperature with D shows a re-entrance behaviour. We also calculate the force of compression exerted by the walls (lines) on the polymer.

PACS numbers: 61.25.Hq, 05.70.Fh, 68.35.Rh

*Electronic address: pramod@justice.com (P. K. Mishra); yashankit@yahoo.com (S. Kumar)

I. INTRODUCTION

In last few years¹⁻⁶ much attention has been paid on the subject of confinement of polymer and its scaling relations. This is due to the fact that a polymer chain in restricted geometries exhibits specific and interesting properties which find application in steric stabilization of colloidal dispersions, thin films, adsorption behaviour of gels, surface coatings, membrane in nano pores etc^{6,7}. Several theoretical and numerical attempts has been made to understand these properties^{1,6,10} A polymer chain is said to be confined when the spacing D between the parallel walls (lines in $2d$) is less than the average end to end distance $\langle R_E \rangle$ of the chain. The parallel ($\langle R_{E||} \rangle$) and perpendicular component ($\langle R_{E\perp} \rangle$) of $\langle R_E \rangle$ is expected to behave as², in $3d$,

$$\langle R_{E||} \rangle \sim a.N^{\frac{3}{4}}\left(\frac{D}{a}\right)^{1-\frac{3}{4\nu}} \quad (1)$$

and

$$\langle R_{E\perp} \rangle \sim D. \quad (2)$$

Where N is the total number of monomers in the chain, a is the lattice parameter and ν is the end to end distance exponent respectively. When D is greater than $\langle R_E \rangle$, the effect of confinement on its conformational properties vanishes i.e.

$$\langle R_{E||} \rangle = \langle R_{E\perp} \rangle \sim aN^\nu \quad (3)$$

The monomer density ($\rho(z)$) profile near the wall is expected to behave as

$$\rho(z) \sim z^{\frac{1}{\nu}} \quad (4)$$

here z is the perpendicular distance from the surface. It is assumed that the force exerted by the polymer on the wall is proportional to the monomer density near the wall. It has been shown that⁹

$$\lim_{z \rightarrow 0} k \frac{\rho(z)}{z^{\frac{1}{\nu}}} \sim B \frac{f}{k_B T} \quad (5)$$

where k is the non-universal amplitude which relates the end to end distance $\langle R_E \rangle$ of a polymer to the chain length N , B is the universal amplitude ratio, f is the force exerted on the wall due to confinement of the chain and T is the temperature of the system respectively.

Considerable efforts have been made¹⁻¹⁰ to verify the scaling relations and determine the value of B in two and three dimensions. In a recent simulation by Hsu and Grassberger¹ much better value of $B(=2.04 \pm 0.04$ (in $2d$) and 2.13 ± 0.11 (in $3d$)) has been obtained as compared to the previous Monte Carlo estimates^{2,10}.

The complete phase diagram of surface interacting polymer chain in poor solvent condition has been studied recently^{11,12}. Our aim in this paper is to analyze the effect of geometrical confinement such as the one given by a slit(or strip) on coil-globule transition under good and poor solvent conditions. In any Monte Carlo simulation, and particularly in the study of polymeric system, improper sampling of hyper-space under finite number of steps being considered which some time overlook some of the interesting features of these systems^{11,13}. Keeping this in mind, we have analyzed the partition function through series analysis and exact enumeration technique. We prefer this technique because in this case the complete partition function can be analyzed exactly and the scaling corrections are correctly taken into account by a suitable extrapolation scheme^{13,14}. For the sake of simplicity and comparison with the previous results the walls here have been considered as neutral.

The work is organized as follows; In Section 2, we briefly describe the model and the method. Section 3 deals with the monomer density profile in two and three dimensions where we compare our results with the known results. In Section 4 we study the effect of confinement on the coil-globule transition and establish the phase diagram which shows the reentrance behaviour in three dimensions. The paper ends with the discussion in Section 5.

II. MODEL AND METHOD

We represent a polymer chain by self-avoiding walks (SAWs) on a square ($2d$) and cubic ($3d$) lattices. The polymer chain is confined in between strip of two impenetrable surface of height $D = 0, 1, 2..16$ in case of square lattice and $D = 0, 1, 2..8$ for cubic lattice, respectively. The walk originates from the middle of the surface (kept fixed) and spreads along all possible directions. This ensures that the chain is not affected by the presence of the upper surface for large values of D and one recovers the usual statistics of SAWs. The thermodynamic properties associated with the confined polymer may be obtained from the partition function

which can be written as a sum over all possible configurations confined in distance D i.e.

$$Z_N(D) = \sum_{C_N} C_N(D) x^N \quad (6)$$

here x is the fugacity associated with each step of the walk and $C_N(D)$ is the number distinct *SAWs* of N steps confined in width D . We have obtained $C_N(D)$ up to $N \leq 28$ in two dimensions (for $D \leq 16$) and $N \leq 19$ (for $D \leq 8$) in three dimensions. In general, it is appropriate to assume that for large N ,

$$C_N(D) \sim N^{\gamma-1} \mu(D)^N \quad (7)$$

here $\mu(D)$ is the connectivity constant of the lattice and γ is the associated critical exponent. The value of $\mu(D)$ can be estimated using the ratio method¹³⁻¹⁴ with an associated Neville table. These values are found to be in good agreement with the result obtained by the exact transfer matrix calculation¹⁵. The end to end distance exponent ν may be found using the relation

$$\nu = \frac{\log(< R_N > / < R_{N-2} >)}{\log(N/N-2)} \quad (8)$$

where $< R_N >$ is the end to end distance exponent of N steps walk. The values of $\nu = 0.748 \pm 0.002(2d)$ and $0.58 \pm 0.01(3d)$ are in good agreement with the known results in the limit $D \rightarrow \infty$ ⁶. For finite value of D , we restore the scaling proposed by Milchev and Binder². The slopes found for $2d$ and $3d$ for parallel and perpendicular component of end to end distance are in good agreement with Eqs. (1 – 2) as shown in Figs. (1 – 2). However,

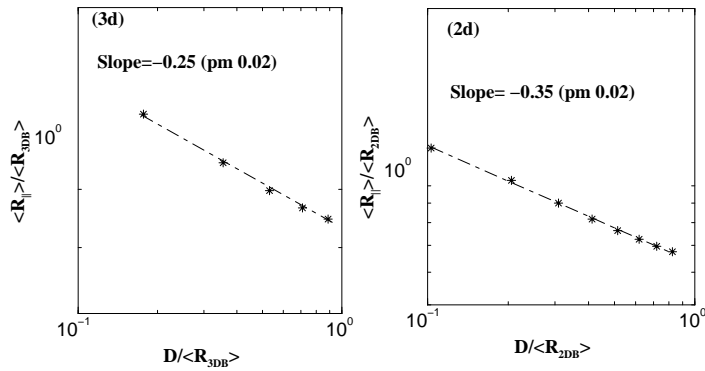


FIG. 1: Scaling for parallel component of end to end distance exponent.

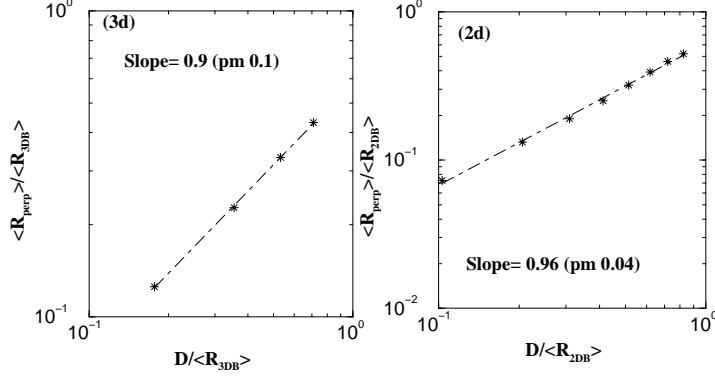


FIG. 2: Scaling for perpendicular component of end to end distance.

the variation $\langle R_E \rangle$ is non-monotonic with D as shown in Fig. 3. We find that $\langle R_E \rangle$ first decreases with decreasing D before it starts to rise. This behaviour was ascribed earlier to a lateral squeezing of chains with increasing D , followed by an elongation in the direction parallel to the walls^{16–17}

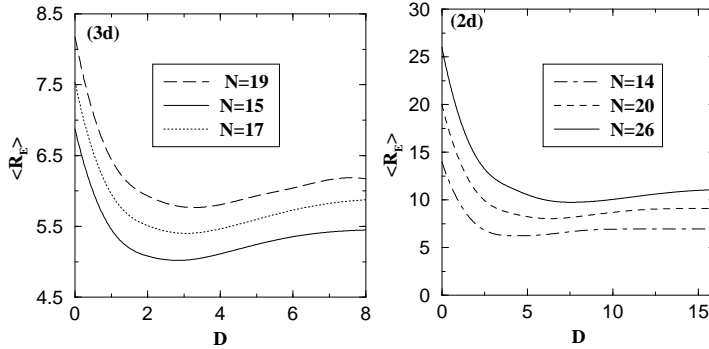


FIG. 3: The variation of end to end distance ($\langle R_E \rangle$) of polymer chain for various length with inter wall separation D for $3d$ and $2d$.

III. MONOMER DENSITY DISTRIBUTIONS

In the present model, one end of the chain is anchored at the middle of one of the walls. Consequently, it introduces asymmetry in the distribution of monomer density in the direction perpendicular to the plane of wall. In earlier simulations¹, the walker has

been allowed to start from any of the planes in between the walls, therefore, the monomer distribution in such case is found to be symmetric. The density distribution of polymer attached to the surface has been shown in Fig. 4 for 2d and 3d. From these figures it is obvious that when the thickness of the strip decreases, the monomer density near the wall increases. In Fig. 5, we show the monomer density for fixed D which increases with N , and therefore, is not a finite size effect. In fact the peak shifts away from surface, at which polymer is grafted, as N increases.

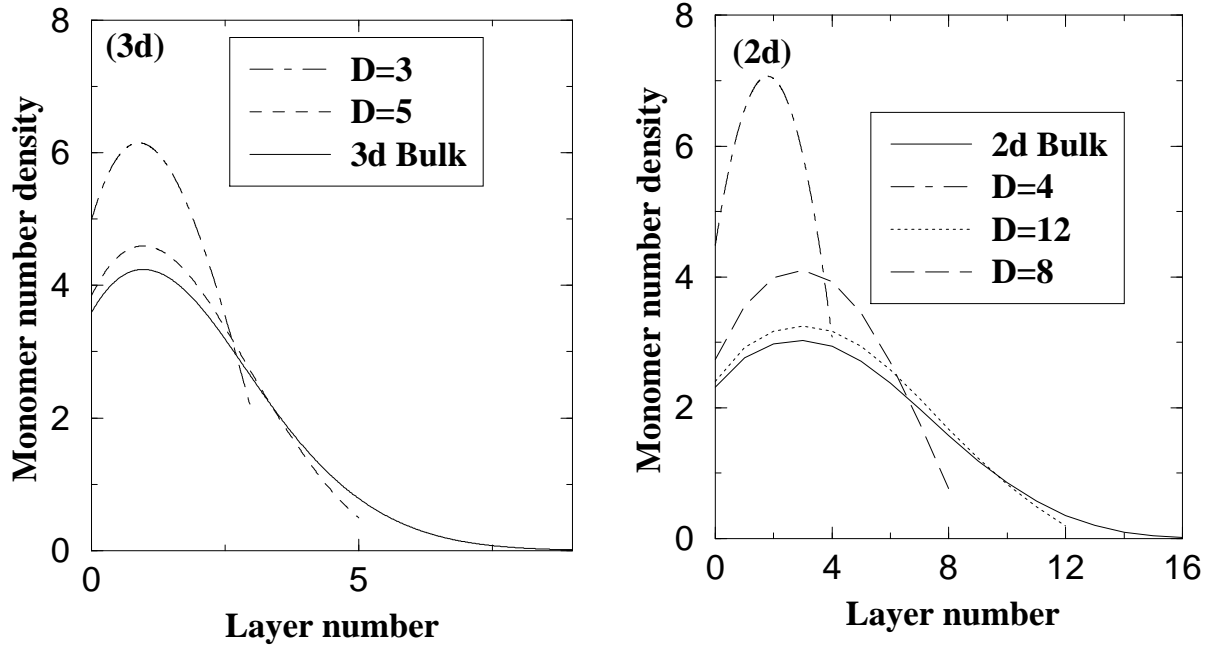


FIG. 4: The variation of monomer density with D for different value of D .

The force exerted on the wall is proportional to the monomer density on the surface and may be expressed in terms of the work done by moving one of the surfaces

$$f = -\frac{\partial G}{\partial D} = \frac{k_B T}{\mu} \frac{\partial \mu}{\partial D}. \quad (9)$$

Using the simple scaling ansatz

$$\rho(z) = \frac{1}{D+1} f_\rho(\xi) = \frac{1}{D+1} A \xi (1-\xi)^{1/\nu_d} \quad (10)$$

where $\xi = y/D + 1$ and ν_d is the end to end distance exponent of d dimension, with $A = 10.38(2d)$ and $18.74(3d)$, as proposed by Hsu and Grassberger¹ we find the value of the

universal amplitude ratio B to be equal to $2.01(2d)$ and $2.1(3d)$, respectively. These values are in good agreement with the exact result⁹ and simulations¹.

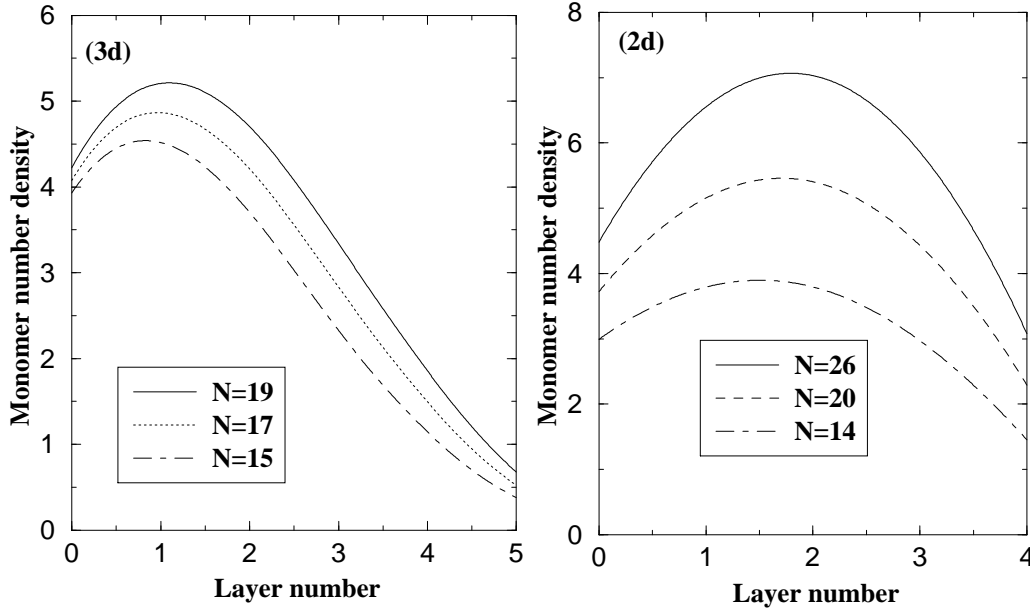


FIG. 5: The density profile with D for different chain length. These figures show that the peak height increases with N but shifts out to larger D as N increases.

IV. EFFECT OF CONFINEMENT ON COIL-GLOBULE PHASE TRANSITION

As confinement affects the monomer density profile, one expects a significant change in the transition point if one varies the distance between the two walls. A square lattice with finite D is essentially an one dimensional system and hence there is no phase transition as such. Keeping this in mind, we study such an effect, on a simple cubic lattice with variable wall thickness D . We consider self-attracting-self avoiding walks (SASAWs) and associate energy $-\epsilon_p$ for nearest neighbour monomers which are not chemically bonded. The partition function of the confined chain may be written as

$$Z_N(D, u) = \sum_{N_p} C_{N, N_p}(D) u^{N_p} \quad (11)$$

where u is the Boltzmann weight defined as $u = e^{-\epsilon_p/k_\beta T}$ and N_p is the number of pairs of monomer of chain length N . $C_{N, N_p}(D)$ is the number of distinct configurations with N_p

number of nearest neighbour pairs confined between the walls at distance D . The reduced free energy can be written as

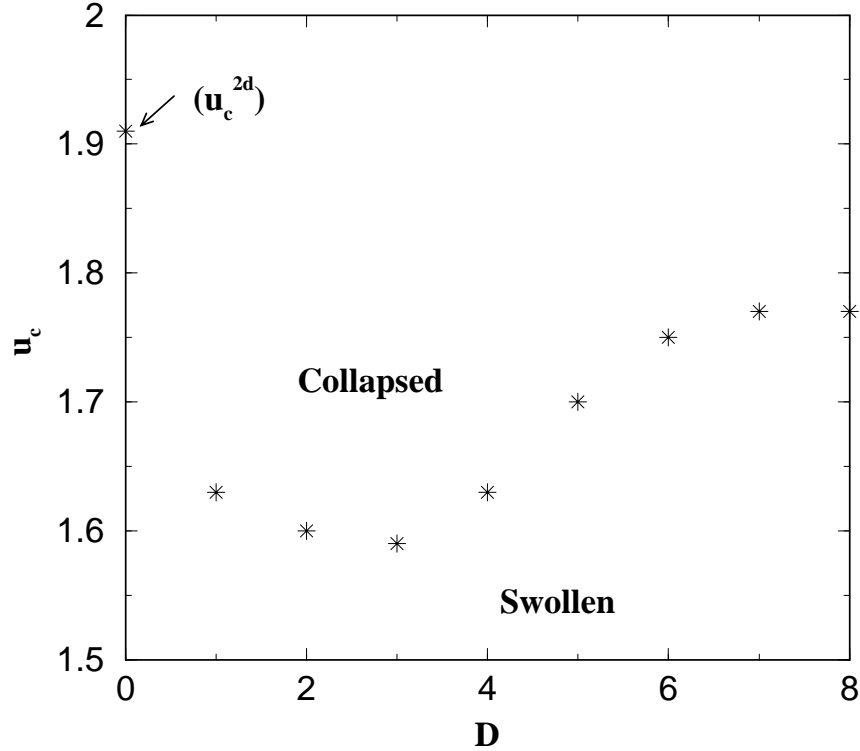


FIG. 6: The variation of u with D shows re-entrance behaviour in $3d$. The dip in u indicates the rise in θ - temperature. It may be noted that this minimum value of u_c shown in phase diagram is less than bulk ($u_c=1.76$ in $3d$) and surface ($u_c=1.93$ in $2d$) value.

$$G(D, u) = \lim_{N \rightarrow \infty} \frac{1}{N} \log Z_N(D, u) = \log[\mu(D, u)]. \quad (12)$$

To characterize conformational change in the system, we study specific heat defined as $C_v = \partial^2 G / \partial \epsilon_p^2$ as a function of temperature. The peak in the $C_v - T$ diagram has been identified as a sudden change in conformation. Such changes in heat capacity in a narrow temperature range are due to large fluctuations in energy. Studying the distribution of end to end distance in this region we identify such transition as Coil -Globule transition. ofcourse, a sharp transition of a single chain occurs in the limit $N \rightarrow \infty$ only, and hence the accuracy of the extrapolation in Eq. 12 is crucial. In the limit $D \rightarrow \infty$, we find $u_c = 1.93$ and 1.76 for $2d$ and $3d$, respectively. These values are in good agreement with earlier results^{18–20}. The variation of u_c , with D has been shown in Fig. (6) which shows a re-entrance behaviour.

It can be seen from Fig. (6) that at a fixed value of monomer-monomer attraction with a change of inter wall separation D , a polymer which was initially in the coil phase goes into the globule phase. With further increase of D the polymer again attains the coil phase.

V. CONCLUSIONS

In this paper, we have studied the effect of confinement on the equilibrium thermodynamic properties of a linear polymer chain in various solvent conditions. The scaling relations found by us for $\langle R_{||} \rangle$ and $\langle R_{\perp} \rangle$ are in agreement with earlier predictions². We show that due to the confinement, the end-to-end distance, $\langle R_{E\perp} \rangle$ varies non-monotonically with inter-wall separation D . This is also reflected in variation of monomer density with maxima at particular D^* . In this region the number of non-bonded nearest neighbours increases due to confinement and hence there is a rise in the transition temperature (i.e. decrease in u_c) as shown in Fig. (6). The re-entrant behaviour can also be seen from Fig. (6). It has

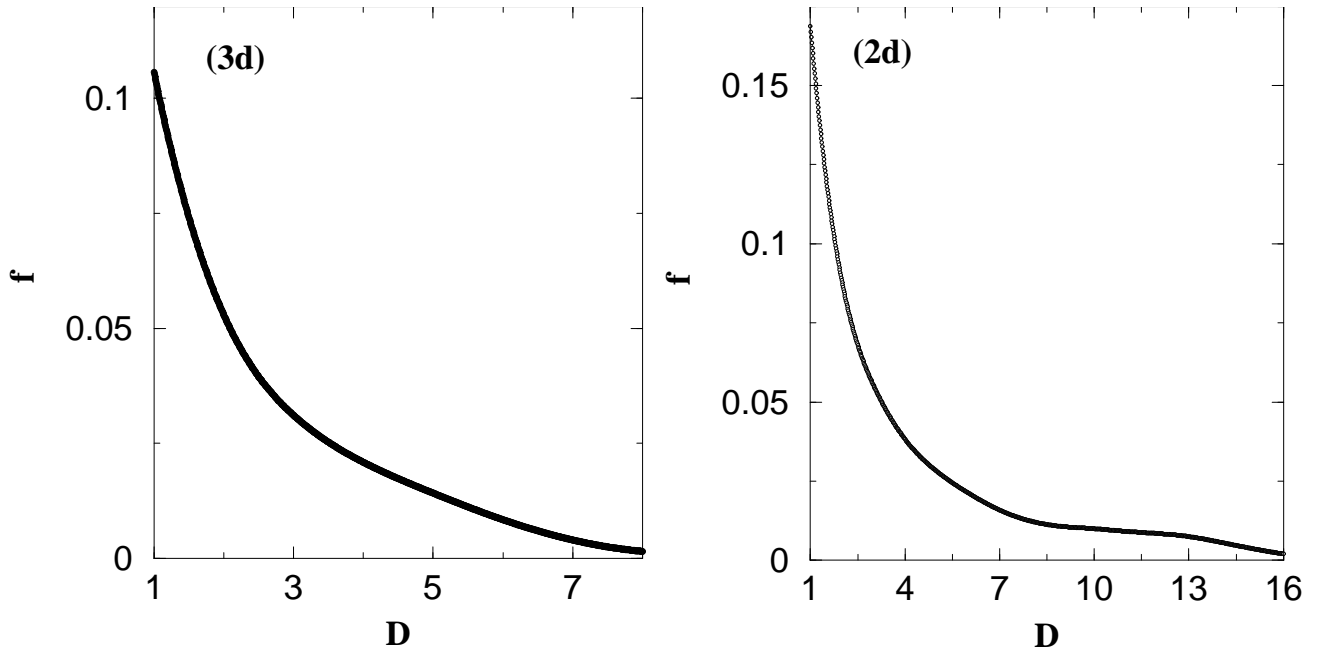


FIG. 7: The variation of force exerted by confining walls on per monomer of the polymer chain with D .

been observed that for a given value of monomer-monomer attraction a polymer which was initially in the coil phase goes into the globule phase due to the rise in nearest neighbour

pairs due to confinement at the particular D^* . With further increase or decrease of the wall's separation D , the number of these pairs decreases and hence the polymer acquires the coil phase.

We also studied this effect on a square lattice with finite D . We do find a peak in the specific heat which signals that the system has a tendency to be in the ordered state, but this tendency will only turn into a phase transition when the slit width diverges i.e. $D > N^\nu$.

It is interesting to see the variation of force exerted by the confining wall with D in Fig. (7). It is qualitatively similar to the one obtained in a simulation¹⁰, in which the force has been applied by atomic force microscope tip on polymer chain attached to the surface. In such a case it has been found that polymer escapes from an approaching AFM tip (finite surface) by forming a stretched tether¹⁰. Since in our work the surface has been considered as an infinite plane, "escape transition" is not possible. However, the work with a finite surface of specific geometry is in progress.

Acknowledgment

We thank Y. Singh for many fruitful discussions on the subject. One of us(SK) would like to acknowledge K. Binder and W. Paul who suggested to analyze this problem through series analysis while he was visiting Condensed Matter Theory Group, Institute of Physics, University of Mainz, Germany, supported by the DFG, SFB 625/A3. Financial support from CSIR(India) and, INSA (India) are gratefully acknowledged.

¹ P. Grassberger and H. P. Hsu, Eur. Phys. J. B **36** 209 (2003); P. Grassberger and H. P. Hsu, J. Chem. Phys., **120**, 2034 (2004).

² A. Milchev and K. Binder, Eur. Phys. J. B **3**, 477 (1998); *ibid* **13** 607 (2000); A. Milchev and K. Binder, J. Phys. II France **6**, 21 (1996); K. Binder, F. varnik, J. Baschnagel, P. Scheidler and W. Kob *Slow dynamics in Complex system: 3rd International Symposium*, edited by M. Tokuyama and I. Oppenheim, page 509 (2004).

³ M. Daoud, P.-G. de Gennes, J. Phys. **38**, 85 (1977); K. Kremer and K. Binder, J. Chem. Phys. **81** 638 (1984); I. Webman, J. L. Lebowitz, M. H. Kalos, J. Phys. II France **41**, 579 (1980).

⁴ F. T. Wall, F Mandel and J. C. Chin, J. Chem. Phys. **65**(6), 2231 (1976); F. T. Wall and J. C. Chin, J. Chem. Phys. **66**(7), 3066 (1977); F. T. Wall, W. A. Seitz and J. C. Chin, J. Chem. Phys. **67**(2), 434 (1977).

- ⁵ R. Barr, C. Brender and M. Lax, J. Chem. Phys. **72(4)**, 2702 (1980); T. Ishinabe, J. Chem. Phys. **83(1)**, 423 (1985).
- ⁶ P. G. de Gennes, *Scaling concepts in polymer Physics* (Carnell Univ. Press, Ithaca, 1979), des Cloiseaux J. and Jannink G. *Polymers in Solution* (Oxford:Clarendon, 1990).
- ⁷ E. Eisenriegler , *Polymers Near Surfaces* (World Scientific, Singapore, 1993); G. J. Fleer, M. A. Cohen Stuart, J. M. H. M. Scheutjens, T. Cosgrove and B. Vincent, *Polymers at Interfaces* (Chapman and Hall, London, 1993).
- ⁸ T. M. Birshstein, E. B. Zhulina and A. M. Skvortsov, *Biopolymers* **18**, 1171 (1979); G. J. Fleer and F. A. M. Leermakers, *Curr. Opin. Colloid Interface Sci.* **2**, 308 (1997).
- ⁹ E. Eisenriegler, *Phys. Rev. E* **55**, 3116 (1997).
- ¹⁰ J. De Joannis, J. Jimenez, R. Rajagopalan and I. Bitsanis, *Euro Phys. Lett.* **51** 41 (2000).
- ¹¹ R. Rajesh, D. Dhar, D. Giri, S. Kumar and Y. Singh, *Phys. Rev. E* **65**, 056124 (2002); P. K. Mishra, D. Giri, S. Kumar and Y. Singh, *Physica A* **318**, 171 (2003).
- ¹² S. Metzger, M. Muller, K. Binder and J. Baschnagel, *J. Chem. Phys.* **118**, 8489 (2003).
- ¹³ Y. Singh, S. Kumar and D. Giri, *J. Phys. A: Math. Gen.***32**, L407 (1999); Y. Singh, D. Giri and S. Kumar, *J. Phys. A: Math Gen.* **34**, L1 (2000); P. K. Mishra and Y. Singh, *Phase Transitions:* **75 (4-5)**, 353 (2002).
- ¹⁴ A. J. Guttmann *Phase Transition and Critical Phenomena* edited by Domb C. and Lebowitz J. L. (Academic, New York, 1989) *Vol 13*.
- ¹⁵ T. W. Burkhardt and I. Guim *Phys. Rev. E* **59** 5833 (1999).
- ¹⁶ G. A. Artega, *Macromol. Theory Simul* **8** 137 (1999); G. A. Arceta, *Phys. rev. E* **49** 2417 (1994) *ibid* **51** 2600 (1995).
- ¹⁷ J. H. van Vliet, M. C. Luyten and G. ten Brinke, *Macromolecules* **25** 3802 (1992).
- ¹⁸ P. Grassberger and R. Hegger *Phys. Rev. E* **51** 2674 (1995); P. Grassberger and R. Hegger *J. Physique I. France* **5** 597 (1995).
- ¹⁹ R. Finsy, M. Janssens and A. Bellemanns *J. Phys. A: Math. Gen.* **8** L106 (1975).
- ²⁰ D. P. Foster, E. Orlandini, M. C. Tesi *J. Phys. A:Math. Gen.* **25** L1211 (1992); D. P. Foster, J. M. Yeomans *Physica A* **177** 443 (1991).