

Global Optimization of Minority Game by Smart Agents

Yan-Bo Xie¹, Bing-Hong Wang^{1,*}, Chin-Kun Hu², and Tao Zhou¹

¹*Nonlinear Science Center and Department of Modern Physics,*

University of Science and Technology of China, Hefei, 230026, PR China

²*Institute of Physics, Academia Sinica, Nankang, Taipei 11529, Taiwan*

(Dated: October 22, 2019)

We propose a new model of minority game with so-called smart agents such that the standard deviation σ^2 and the total loss in this model reach the theoretical minimum values in the limit of long time. The smart agents use trail and error method to make a choice but bring global optimization to the system, which suggests that the economic systems may have the ability to self-organize into a highly optimized state by agents who are forced to make decisions based on inductive thinking for their limited knowledge and capabilities. When other kinds of agents are also present, the experimental results and analyses show that the smart agent can gain profits from producers and are much more competent than the noise traders and conventional agents in original minority game.

PACS numbers: 02.50.Le, 05.65.+b, 87.23.Ge, 87.23.Kg

I. INTRODUCTION

The minority game (MG) models was introduced by *Challet* and *Zhang* in 1997 as a model for the competition for limited resources[1], which have attracted much attention in recent years. The basic scenario is easy to explain: there is a population of N players who, at each time step, have to choose either 0 or 1. Those who are in the minority win, the other lose (to avoid ambiguities, N is chosen to be odd). The agents make their decisions based on the most recent m outcomes, thus there are 2^m different histories. A strategy is defined as a table of 2^m choices (either 0 or 1) for the 2^m corresponding histories, so that there are 2^{2^m} different strategies in the strategy-space. Each agent randomly picks $s > 1$ strategies from the strategy-space in the beginning of the MG. To each strategy is associated a integral point, which initially takes the value 0 and will increase by 1 at each time step if it predicts the result correctly. Each agent uses the one with the highest point among his s strategies, if there are several strategies with the same highest point, one of those will be chosen randomly. A very important quantity in this model is the overall loss defined as

$$L(t) = N_{\text{loss}}(t) - N_{\text{win}}(t) \geq 1 \quad (1)$$

where N_{loss} and N_{win} are, respectively, the number of losers and the winners at time t . Apparently, the smaller $L(t)$ is, the better the system performs. Another related quantity is called the standard deviation and defined as

$$\sigma^2(t) = (n_0(t) - \bar{n})^2 \quad (2)$$

where n_0 is the number of agents who choose 0 and $\bar{n} = N/2$. It is easy to see that $\sigma^2(t) = L^2(t)/4$ and theoretically, the minimum value of $\sigma^2(t)$ is 0.25.

One of the focuses of scientists' attention is the problem how to improve the performance of system, i.e.

to reduce σ^2 . Recently, some new kinds of agent are introduced[2, 3], by whom the overall performance of system is improved. A farther question is whether it is possible to achieve the global optimization in the framework of the MG model assuming that agents try to outsmart each other for their selfish gain and act based on inductive thinking[4].

Recently, a significant work is achieved by *Reents*, et al, who propose a stochastic minority game model in which σ^2 is minimized[5]. In their model, an agent will not change his choice in the next time step if he wins in the present turn, by contraries, he will change his choice at probability p . The value of p is the same for all the agents. When $p \ll 1/N$, *Reents* et al, found that $\sigma^2 \sim 0.25$. However, the agents in real-life systems are not as clever as *Reents*, they do not know how to select a value of p , and even do not know the total number of agents N . Thus *Reents*'s model may be not proper for the systems consisting of agent with inductive thinking.

Metzler and *Horn* have introduced the evolution into the stochastic minority game model[6]. Similarly to the evolutionary minority game model[7], for an arbitrary agent i , a probability $p_i(t)$ and a score s_i is equipped[8]. The score s_i increases by 1 if the agent wins and decreases by 1 if the agent loses. When $s_i \leq d < 0$, the agent is deceased and replaced by a new agent with a reset score $s_i = 0$. If $p_i(t)$ of the new agent is randomly distributed in $(0, 1)$, the average value of $p_i(t)$ in the final stationary state is found to be at the order of 1 and thus $\sigma^2 \sim O(N^2)$. They also discussed the situation in which the new agent chooses $p_i(t)$ by copying the value of $p_j(t)$ of another agent who is randomly selected. Within this scheme, it is possible to see that $p_i(t) \sim O(1/N)$ and $\sigma^2 \sim 1$ in sufficiently long time. However, it is still unreasonable to assume that an agent knows the information of all other agents. Furthermore, p is at the order of $1/N$ and thus σ^2 is greater than 0.25 in the final state. The best solution is still not achieved in their model.

In the present paper, we propose a new model of minority game with so-called smart agents such that the

*Electronic address: bhwang@ustc.edu.cn, Fax: +86-551-3603574.

standard deviation σ^2 and the total loss in this model reach the theoretical minimum values in the limit of long time. The smart agents act based on inductive thinking but bring global optimization to the system. Experimental results and analyses show that when other kinds of agents are also present, the smart agent can gain profits from producers and are much more competent than the noise traders and conventional agents in original minority game.

II. MODEL AND NUMERICAL SIMULATION

Our model consists of N agents with N an odd integer. Each agent has only one strategy which evolves with the following rule: suppose at a given time step t , the memory (history) is μ and the strategy of the i -th agent is $s_i(t, \nu)$ for $\nu = 0, \dots, 2^M - 1$. Also, each agent has a probability function $p_i(t, \nu)$ for $i = 1, \dots, N$ and $\nu = 0, \dots, 2^M - 1$. If the i -th agent wins at t , the strategy will not be changed; contrarily, with probability $1 - p_i(t, \mu)$, $s_i(t, \nu)$ is not changed, with probability $p_i(t, \mu)$, $s_i(t+1, \mu) = 1 - s_i(t, \mu)$, but $s_i(t+1, \nu) = s_i(t, \nu)$ for all other $\nu \neq \mu$.

The initial value of $p_i(t, \nu)$ is randomly selected in $(0, 1)$ and evolves by self-teaching mechanism, which is the simplest trail and error method. For a given time step t with history μ , consider the last time step t' when the memory is also μ . If the agent i won at t' or he loses but does not change $s_i(t', \mu)$, then no changes will occur. Otherwise, $p_i(t, \mu)$ will change according to the following rule[9]:

$$p_i(t+1, \mu) = \begin{cases} \min(1, 2p_i(t, \mu)) & \text{agent } i \text{ wins at time } t \\ p_i(t, \mu)/2 & \text{agent } i \text{ loses at time } t \end{cases} \quad (3)$$

No changes will occur for all $p_i(t, \nu)$ with $\nu \neq \mu$.

Note that the evolution of $p_i(t, \mu)$ for different memories is essentially decoupled in our model. Therefore, mathematically speaking, the $m \neq 0$ case is a trivial generalization of the $m = 0$ case. The reason why we introduce different memories here is to mimic the behavior of the agents in real-life markets that the agents study the selection rules for different memories in order to find some regularities.

Figure 1 shows the simulation results, which indicate that the system will reach global optimization in sufficiently long time. We have checked that the property of time evolution of $\sigma^2(t)$ for the cases with more agents and larger memory is the same as that of $N = 101$ and $m = 0, 1, 2$.

Fig.2 presents the log-log plot for the time dependence of $G(t) = \sum_{i=1}^N p_i(t)$ and $H(t) = \prod_{i=1}^N p_i(t)$ for $N = 101$ and $m = 0$, respectively. The results show that $G(t)$ has a power law dependence of time with the exponent $\gamma \approx -1$ when t is large, which suggests that $G(t) \rightarrow 0(t \rightarrow \infty)$, thus it is reasonable to suppose $p_i(t) \ll 1/N$ when t is sufficiently large. In this case, at most one agent may change the strategy at each time step (the probability

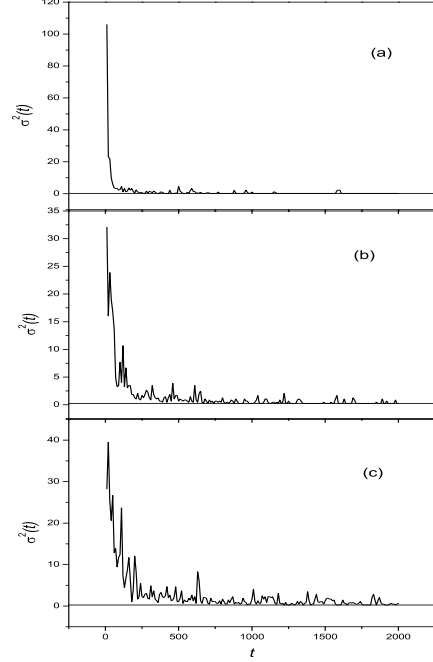


FIG. 1: Time evolution of $\sigma^2(t)$ for $N = 101$ smart agents with $m=0$ (a), 1 (b), and 2 (c). The value of $\sigma^2(t)$ shown in this figure is the average of 10 independent experiments and the horizontal line represents $\sigma^2 = 0.25$.

for two or more agents changing their strategies at the same time is negligibly small) thus the number of agents on the majority side is always $(N+1)/2$. Therefore, the agent who changes the strategy is from the losing side to the losing side and $p_i(t)$ is reduced by a factor of 2. Since $p_i(t) \ll 1/N$, the probability that one agent will change his strategy is

$$\eta = 1 - \prod_{i \in W_l(t)} (1 - p_i(t)) \approx \sum_{i \in W_l(t)} p_i(t) \approx \frac{G(t)}{2}$$

where $W_l(t)$ is the set of losers at time t . Then we have the iterative equations for $G(t)$ and $H(t)$:

$$G(t+1) = \eta \frac{2N-1}{2N} G(t) + (1-\eta) G(t) \quad (4)$$

$$H(t+1) = \eta \frac{H(t)}{2} + (1-\eta) H(t) \quad (5)$$

According to **Eq.**(4)&(5), one can find that $G(t) \sim t^{-1}$ and $H(t) \sim t^{-N}$ [10], which is consistent with the simulation results shown in figure 2.

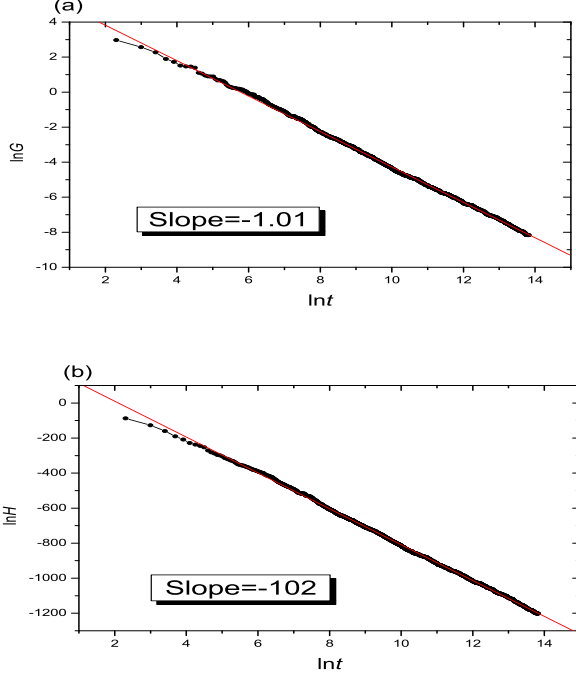


FIG. 2: Time dependence of $G(t)$ (a) and $H(t)$ (b), where $N = 101$ and $m = 0$. The slopes of the two curves in figure a & b are $-1.01(\approx -1)$ and $-102(\approx -N)$, respectively.

III. SMART AGENTS IN MIXED MARKET

Challet et al classified the agents into three different types[11]: producers who have only one strategy, speculators (conventional agents in original minority game) who have two or more strategies, and the noise traders who make their choices by random tosses. In this section, we will investigate how smart agents perform in mixed market[12].

Firstly, let us look into how the smart agents compete with the producers. Assume that there are N_p producers and N_s smart agents with $N_p + N_s$ an odd integer, each producer has only one fixed strategy. For simplicity, we shall first discuss the case of $m = 0$. Suppose N_{p0} producers always choose 0, and N_{p1} producers always choose 1. If $\Delta = N_{p0} - N_{p1} > N_s (< -N_s)$, then N_s smart agents must choose 1(0) in the equilibrium state and win at each time step. When $N_s > \Delta > 0$ (the case $N_s > -\Delta > 0$ is analogic), the situation is slightly complicated. From the discussion in section 2, it is not difficult to see that the overall loss of $N_p + N_s$ agents is minimized in the equilibrium state. Namely, there will be either $(N_s - \Delta + 1)/2$ smart agents choosing 0 and $(N_s + \Delta - 1)/2$ smart agents choosing 1 or $(N_s - \Delta - 1)/2$ smart agents choosing 0 and $(N_s + \Delta + 1)/2$ smart agents choosing 1. In the former case, the agents choosing 0 are losers, while in the latter case, the agents choosing 0 are winners. The equilibrium state is described by the transition between two cases.

Before it switches to another case, the equilibrium state stays in one case for a period of time, called the life time. The life times of two cases are different. Assume that the probability p_i of agent i is independent of i , then the life time of the former case is $\tau_1 = 2/(N_s - \Delta + 1)\langle p \rangle$ and the latter case is $\tau_2 = 2/(N_s + \Delta + 1)\langle p \rangle$, where $\langle p \rangle$ denotes the average value of p_i . The overall gain of the smart agents at each time step is equal to

$$\begin{aligned} \Sigma &= \frac{1}{\tau_1 + \tau_2} \left[\left(\frac{N_s + \Delta - 1}{2} - \frac{N_s - \Delta + 1}{2} \right) \tau_1 \right. \\ &\quad \left. + \left(\frac{N_s - \Delta - 1}{2} - \frac{N_s + \Delta + 1}{2} \right) \tau_2 \right] \\ &= \frac{1}{N_s + 1} [\Delta^2 - 1 - N_s] \end{aligned} \quad (6)$$

Therefore, $\Sigma > 0$ when $\Delta < N_s < \Delta^2 - 1$. The average profit gained by each smart agent at each time step is

$$\frac{\Sigma}{N_s} = \frac{1}{N_s(N_s + 1)} [\Delta^2 - 1 - N_s] \quad (7)$$

According to Eq.(7), when $N_s < \Delta^2 - 1$, each smart agent can gain profits from producers. Suppose the number of smart agent N_s is not fixed, if $N_s < \Delta^2 - 1$, some new smart agents, if available, will join the game since they can gain profits from producers. Thus there will be eventually $N_s \approx \Delta^2 - 1$ smart agents in the market, whose profits are approximatively equal to 0 with slight fluctuation. This process can be considered as an example for the efficient market hypothesis (EMH), which is hotly controversial in the recent years[13]. But in real-life financial market, the number of producers is alterable, thus the equilibrium state can rarely be reached.

When $m > 0$, the number of possible histories is $2^m > 1$. For a given history μ , suppose $N_{p0}(\mu)$ producers always choose 0 and $N_{p1}(\mu)$ producers always choose 1. Then $\Delta(\mu) = N_{p0}(\mu) - N_{p1}(\mu)$ is a function of μ . Since different history μ is essentially decoupled in our model and the number of smart agents N_s is fixed, there may be three cases under history μ : (i) $|\Delta(\mu)| \geq N_s$, each smart agent can gain one point at each time step; (ii) $\Delta^2(\mu) - 1 > N_s > |\Delta(\mu)|$, the smart agents can averagely gain profit from the producers; (iii) $\Delta^2(\mu) - 1 < N_s$, the smart agent cannot gain profit and are characterized by the overall loss described by Eq.(1).

The above picture is confirmed by the numerical simulation result shown in Figure 3(a). One can find that σ^2 decreases as t increases and decays to 0.25 when t is sufficiently large. Figure 3(b) plots the time dependence of the mean gain for smart agents:

$$A_s(t) = \frac{N_{s\text{win}}(t) - N_{s\text{lose}}(t)}{N_s}$$

where $N_{s\text{win}}$ and $N_{s\text{lose}}$ denote the number of smart agents who win and lose, respectively. Initially, $A_s(t)$ is negative, but as t increases, $A_s(t)$ becomes positive. Therefore, the smart agents can gain profits from producers in the regime $\Delta^2(\mu) - 1 > N_s$.

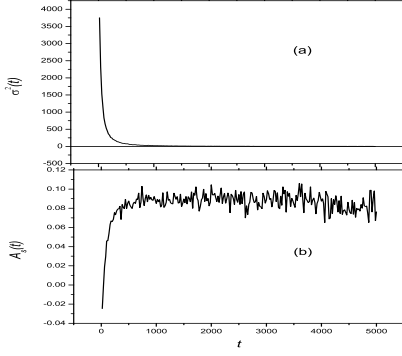


FIG. 3: Time evolution of $\sigma^2(t)$ (a) and $A_s(t)$ (b), where $N_p = 200$, $N_s = 801$, $m = 1$ and $\Delta(0) = \Delta(1) = 200$. The value of $\sigma^2(t)$ and $A_s(t)$ shown in these two figures is the average of 32 independent experiments and the horizontal line in figure (a) represents $\sigma^2 = 0.25$.

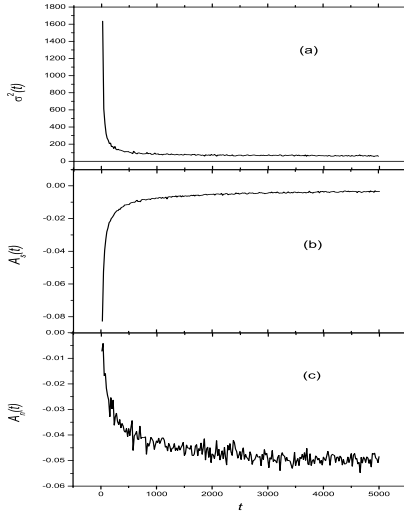


FIG. 4: Time evolution of $\sigma^2(t)$ (a), $A_s(t)$ (b), and $A_n(t)$ (c), where $N_s = 801$, $N_n = 200$ and $m = 1$. The value of $\sigma^2(t)$, $A_s(t)$ and $A_n(t)$ shown in these three figures is the average of 32 independent experiments and the horizontal line in figure (a) represents $\sigma^2 = 0.25$.

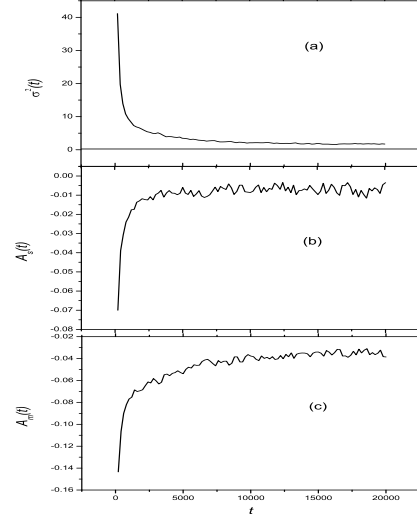


FIG. 5: Time evolution of $\sigma^2(t)$ (a), $A_s(t)$ (b), and $A_m(t)$ (c), where $N_s = 51$, $N_m = 50$, $m = 1$ and the number of strategies used by the conventional agents is 2. The value of $\sigma^2(t)$, $A_s(t)$ and $A_m(t)$ shown in these three figures is the average of 32 independent experiments and the horizontal line in figure (a) represents $\sigma^2 = 0.25$.

Secondly, let's consider the case in which the noise traders and smart agents are present. Assume that there are N_n noise traders and N_s smart agents with $N_n + N_s$ an odd integer. Figure 4(a) plots the time dependence of σ^2 , one can find that σ^2 decreases as t increases, but does not reach the theoretical Optimization 0.25 in the limit of long time. This result is not difficult to understand for the existence of noise traders will bring more fluctuations into the system. Figure 4(b) and 4(c) exhibit the time dependence of A_s and A_n respectively, where A_n is the mean gain of noise traders:

$$A_n(t) = \frac{N_{n\text{win}}(t) - N_{n\text{lose}}(t)}{N_n}$$

$N_{n\text{win}}$ and $N_{n\text{lose}}$ denote the number of the noise traders who win and lose, respectively. Apparently, the smart agents perform much better than the noise traders do.

At last, We have studied the case in which the conventional agents, who take the actions based on the original minority game model[1], and smart agents are present. Assume that there are N_s smart agents and N_m conventional agents with $N_s + N_m$ an odd integer. Figure 5(a) shows the time dependence of σ^2 . One sees that σ^2 decreases with time but also does not reach the theoretical Optimization 0.25 in the limit of long time. This result implies that the conventional agents also introduce fluctuations, though its magnitude is less than the noise

traders in this case, into the system. In figure 5(b) and 5(c), we report the time dependence of A_s and A_m respectively, where A_m is the mean gain of conventional agents:

$$A_m(t) = \frac{N_{mwin}(t) - N_{mlose}(t)}{N_m}$$

where N_{mwin} and N_{mlose} are the number of the conventional agents who win and lose, respectively. From these two figures, one immediately finds that the smart agents perform much better than the conventional agents. This is an evidence that it may be not reasonable to use the conventional agents to mimic the actual traders in real-life markets.

IV. DISCUSSION AND CONCLUSION

We propose a new model of minority game with so-called smart agents, who use trail and error method to make a choice. When only the smart agents are present, it is found that the overall loss is minimized to the theoretical limit as $\sigma^2 \rightarrow 0.25(t \rightarrow \infty)$. Notice that although those smart agents are independent and only trying to do their best for their selfish gain based on inductive thinking, the Global Optimization is achieved in our model. The result suggests that the economic systems may have the ability to self-organize into a highly optimized state by agents who are forced to make decisions based on inductive thinking for their limited knowledge and capabilities.

In mixed market cases, when the model consists of the smart agents and the producers with only one fixed strat-

egy, we have found that, under certain circumstances, the smart agents can gain profit from the producers. Also, the overall loss of the producers and the smart agents is minimized. When the model consists of the smart agents and the noise traders who choose the room randomly at each round, it is found that the smart agents also cooperate very well so that the overall loss of the smart agents becomes very small when the time is sufficiently large.

It is worthwhile to emphasize that, the smart agents perform much better than the conventional agents in mixed market. Imagine an agent trying to figure out the regularity of the financial market. Assume at time t_1 , he has the selection rules for all possible histories, i.e., he has a strategy. At a later time t_2 , he finds that the selection rules for some histories do not give profits. Therefore, he may change the selection rule for these history, but not for the other histories which still give him profits. This is in contrast with the original MG model in which an agent selects the strategy with the highest virtual point. When he changes the strategy, he may change many selection rules although they still make profits. We think that is the reason why the conventional agents are less competent than smart agents.

Acknowledgments

This work was supported by the State Key Development Programme of Basic Research of China (973 Project), the National Natural Science Foundation of China under Grant No.70271070, the China-Canada University Industry Partnership Program (CCUIPP-NSFC No.70142005), the Doctoral Fund from the Ministry of Education of China, and the National Science Council (Taiwan) under Grant No. NSC 92-2112-M-001-063.

-
- [1] D. Challet and Y.-C. Zhang, *Physica* **A246**, 407 (1997); Y. -C. Zhang, *Europhys. News* **29**, 51 (1998); D. Challet and Y. -C. Zhang, *Physica* **A256**, 514 (1998).
 - [2] Y. Li, R. Riolo and S. Savit, *Physica* **A276**, 234 (2000).
 - [3] H. -J. Quan, B. -H. Wang and P. -M. Hui, *Physica* **A312**, 619 (2002); H. -J. Quan, B. -H. Wang, P. -M. Hui and X. -S. Luo, *Physica* **A321**, 300 (2003).
 - [4] H. Simon, *Models of Bounded Rationality* (MIT Press, Cambridge, 1997); W. B. Authur, *Amer. Econ. Assoc. Papers Proc.* **84**, 406 (1994).
 - [5] G. Reents, R. Metzler and W. Kinzel, *Physica* **A299**, 253 (2001).
 - [6] R. Metzler and C. Horn, *Physica* **A329**, 484(2003).
 - [7] N. F. Johnson, P. -M. Hui, R. Jonson and T. S. Lo, *Phys. Rev. Lett.*, **82**, 3360 (1999); T. S. Lo, S. W. Lim, P. -M. Hui and N. F. Johnson, *Physica* **A287**, 313 (2000).
 - [8] If agent i wins at time t , he will not change his choice, but if he loses, he may change his choice at probability $p_i(t)$.
 - [9] The formula (3) is easily to be understood. If agent i wins at time t , he will think that the change at t' was advisable and therefore $p_i(t+1, \mu)$ is increased; otherwise he will think that the change was too hurried, therefore $p_i(t+1, \mu)$ is reduced.
 - [10] In Eq.(4), note that $\eta = G(t)/2$, we have $G^{-2}dG = \frac{1}{4N}dt$, then $\int G^{-2}dG \sim \int \frac{1}{4N}dt$, and we can obtain the order of $G(t)$: $G(t) \sim t^{-1}$. Analogously, we have $\int \frac{dH}{H} \sim \int (\frac{N}{t} + C)dt$, and then $H(t) \sim t^{-N}$, where C is a constant.
 - [11] D. Challet, M. Marsili and Y.-C. Zhang, *Physica* **A276**, 284 (2000).
 - [12] Mixed market means the financial market consisting of at least two different kinds of agents.
 - [13] A. Lo and C. Mackinlay, *A Non-Random Walk Down Wall Street* (Princeton University Press, 1999); S. -H. Chen and C. -H. Yeh, *Journal of Economic Dynamics & Control*, **25**, 363 (2001); T. Zhou, P. -L. Zhou, B. -H. Wang, Z. -N. Tang and J. Liu, Preprint cond-mat/0406165 (to be published in *Int. J. Mod. Phys. B*).