

# Frequency-dependent transport through a quantum dot in the Kondo regime

M. Sindel,<sup>1</sup> W. Hofstetter,<sup>2</sup> J. von Delft,<sup>1</sup> and M. Kindermann<sup>2</sup>

<sup>1</sup>Physics Department and Center for NanoScience, LMU München, 80333 München, Germany

<sup>2</sup>Department of Physics, Massachusetts Institute of Technology, Cambridge MA 02139, USA

(Dated: October 30, 2019)

We study the AC conductance and equilibrium current fluctuations of a Coulomb blocked quantum dot. A relation between the equilibrium spectral function and the linear AC conductance is derived which is valid for frequencies well below the charging energy of the quantum dot. Frequency-dependent transport measurements can thus give experimental access to the Kondo peak in the equilibrium spectral function of a quantum dot. We illustrate this in detail for typical experimental parameters using the numerical renormalization group method in combination with the Kubo formalism.

In the past years semiconductor quantum dots have gained considerable attention as tunable magnetic impurities [1]. Due to their small size, electronic transport through these structures is strongly influenced by the Coulomb blockade [2]. Quantum dots with an odd number of electrons display a well-known many-body phenomenon, the *Kondo effect* [3, 4], as predicted in [5]. In these systems, a single unpaired spin is screened at low temperatures, giving rise to an enhanced DC (zero-frequency) conductance at low bias voltage.

Theoretical studies have so far mostly focused on the DC conductance [5] and zero-frequency noise [6]. From the differential conductance  $dI/dV$  at finite bias voltage  $V$  one can obtain information about the Kondo resonance in the spectral density. Such measurements, however, yield only an *average* of the spectral density in a frequency window of width  $eV$ . Moreover, in a typical quantum dot coupled to two leads with comparable strength, they access only the spectral function under non-equilibrium conditions. It is known that in this case a finite bias suppresses the Kondo peak [7]. It has been demonstrated experimentally that an AC modulation of the gate or bias voltage has a similar effect [8, 9].

In this Letter we suggest that the Kondo resonance in the *equilibrium* spectral function can be measured by a frequency-dependent transport measurement. We derive a direct relation between the spectral function and the linear AC-conductance through a quantum dot. Alternatively, the Kondo peak can be measured by detecting equilibrium fluctuations in the current through the quantum dot at frequencies of the order of the Kondo temperature  $T_K$ . Such measurements have come into experimental reach with recent advances in the measurement of high-frequency current fluctuations [10]. Conductance measurements in the relevant frequency regime are challenging, mainly due to parasitic currents through hardly avoidable capacitances. One should, however, be able to extract the signal due to the current through the quantum dot from this background by an adiabatic change (much slower than the inverse Kondo temperature [11]) of gate voltage that drives the dot periodically into and out of the Kondo regime.

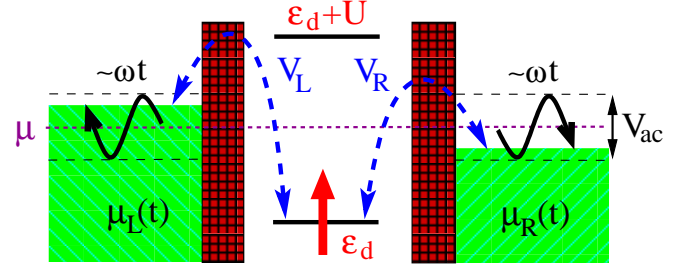


FIG. 1: The studied setup. We extend previous studies on the single-level Anderson model by allowing for time dependent chemical potential  $\mu_\alpha(t) = \mu \pm (eV_{ac}/2) \cos \omega t$  in lead  $\alpha \in \{L, R\}$ .

We predict the frequency-dependence of the AC conductance and the equilibrium noise for typical experimental parameters. We apply the nonperturbative numerical renormalization group (NRG) [12] in combination with the Kubo formalism. This extends previous calculations which used perturbative methods [13]. It allows us to access the most interesting regime of frequencies of the order of the Kondo temperature for a device that exhibits a strong Kondo effect.

The exact correspondence between spectral function and AC-conductance holds only when charge fluctuations on the quantum dot are negligible. Using our rigorous NRG results, we verify that this condition is well satisfied for frequencies below the charging energy of the dot.

The setup that we study is shown in Fig. 1. At low energies, a Coulomb-blockaded quantum dot is well described by the single-level Anderson model

$$H = \sum_{\sigma} \epsilon_d d_{\sigma}^{\dagger} d_{\sigma} + U n_{d\uparrow} n_{d\downarrow} + \sum_{k\alpha\sigma} V_{\alpha} (d_{\sigma}^{\dagger} c_{k\alpha\sigma} + h.c.) + \sum_{\substack{k\sigma \\ \alpha \in \{L, R\}}} [\epsilon_k - \mu_{\alpha}(t)] c_{k\alpha\sigma}^{\dagger} c_{k\alpha\sigma}, \quad (1)$$

where the chemical potentials  $\mu_{L(R)}(t) = \mu \pm (eV_{ac}/2) \cos \omega t$  for the left (right) lead include a time-dependent bias  $V_{ac}$ . We assume that the AC perturbation does not couple to electrons in the local level

$d_\sigma$  ( $n_{d\sigma} = d_\sigma^\dagger d_\sigma$ ).  $V_\alpha$  couples the level  $d$  to electron states  $c_{k\alpha\sigma}$  with momentum  $k$  and spin  $\sigma = \pm 1$  in lead  $\alpha \in \{L, R\}$ . In the following,  $D$  denotes the conduction electron bandwidth.  $\epsilon_{d\sigma} \equiv \epsilon_d + \sigma B^*/2$ ,  $B^* = g\mu_B B$ , is the energy of the local level, including the Zeeman shift in presence of a magnetic field  $B$ .  $U$  is the Coulomb repulsion of electrons on the dot.

Following [14] we relate the current  $I$  through the quantum dot to the local Green's function of the level  $d$ . For frequencies  $\hbar\omega \ll \Delta_c$  much smaller than the charge

excitation energy  $\Delta_c = \min\{|\epsilon_d|, |U + \epsilon_d|\}$ , charge fluctuations on the quantum dot can be neglected and the currents flowing through the right and the left lead are equal to a good approximation:  $I_L = -I_R$ . It is then advantageous to write the total current as  $I = (I_L - \lambda I_R)/(1 + \lambda)$ , where  $\lambda = \Gamma_L/\Gamma_R$ ,  $\Gamma_\alpha = \pi\nu V_\alpha^2$  and  $\nu$  is the conduction electron density of states. Expressing the currents  $I_L$  and  $I_R$  by the Green's function of  $d$  (see Eq. (15) in [14]), we find for energy-independent couplings  $\Gamma_\alpha$  the current

$$I(\omega) = -\frac{2e^2 V_{ac}}{\hbar^2 \omega} \frac{\lambda}{1 + \lambda} \Gamma_R \int_{-\infty}^{\infty} dt e^{i\omega t} \int_{-\infty}^{\infty} dt_1 \int \frac{d\varepsilon}{2\pi} \text{Re} \left[ e^{i\varepsilon(t-t_1)} (\sin \omega t - \sin \omega t_1) f(\varepsilon) \mathcal{G}^r(t, t_1) \right] + \mathcal{O}(V_{ac})^2 \quad (2)$$

in linear response to  $V_{ac}$ . Here  $f(\varepsilon)$  is the equilibrium Fermi function of the leads and  $\mathcal{G}^r(t_1, t_2) = -i\theta(t_1 - t_2)\langle\{d(t_1), d^\dagger(t_2)\}\rangle$  the retarded Green's function of  $d$  evaluated in equilibrium ( $V_{ac} = 0$ ). From Eq. (2) we obtain the real ( $G'$ ) and imaginary ( $G''$ ) parts of the linear conductance,

$$G'(\omega) = \frac{e^2}{2\hbar^2 \omega} \frac{\Gamma_L \Gamma_R}{\Gamma} \int d\varepsilon f(\varepsilon) [A(\varepsilon + \omega) - A(\varepsilon - \omega)], \quad (3)$$

$$G''(\omega) = \frac{e^2}{\hbar^2 \omega} \frac{\Gamma_L \Gamma_R}{\Gamma} \int \frac{d\varepsilon}{2\pi} f(\varepsilon) \left[ -2\text{Re} \mathcal{G}^r(\varepsilon) + \text{Re} \mathcal{G}^r(\varepsilon + \omega) + \text{Re} \mathcal{G}^r(\varepsilon - \omega) \right], \quad (4)$$

where  $\Gamma = \Gamma_L + \Gamma_R$  and  $A(\omega) = -\frac{1}{\pi} \text{Im} \mathcal{G}^r(\omega)$  is the spectral function. At zero temperature  $kT \ll \hbar\omega$  and in the presence of particle-hole symmetry [ $A(\varepsilon) = A(-\varepsilon)$ ] Eq. (3) is readily inverted. This establishes a relation between  $A(\omega)$  and  $G'(\omega)$ ,

$$A(\omega) = \frac{\hbar^2}{e^2} \frac{\Gamma}{\Gamma_L \Gamma_R} \frac{\partial}{\partial \omega} [\omega G'(\omega)], \quad (5)$$

valid in the regime  $\hbar\omega \ll \Delta_c$ . By Eq. (5), the Kondo peak in the equilibrium spectral function can be extracted from a measurement of the AC-conductance through a quantum dot.

The frequency-dependent equilibrium current fluctuations (Johnson-Nyquist noise)

$$C(\omega) = \int_{-\infty}^{\infty} dt e^{i\omega t} [\langle I(0)I(t) \rangle - \langle I \rangle^2] \quad (6)$$

are related to the linear conductance by the fluctuation dissipation theorem (FDT)

$$C(\omega) = \frac{2\hbar\omega}{\exp(\hbar\omega/kT) - 1} G'(\omega). \quad (7)$$

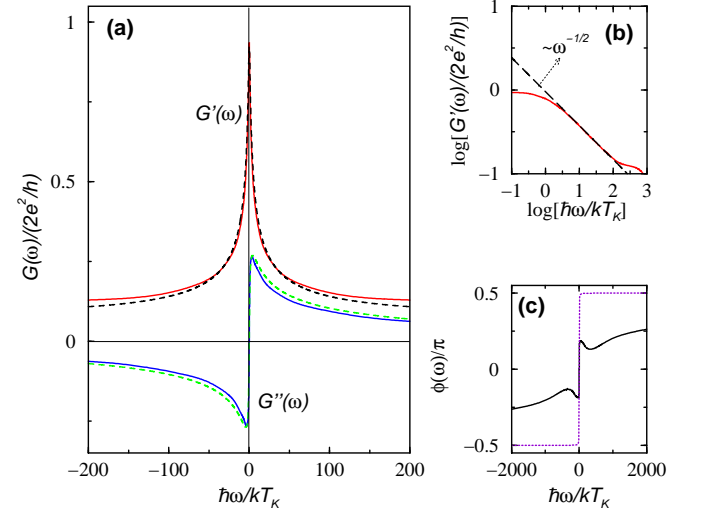


FIG. 2: (a) Real and imaginary parts of the AC conductance obtained via the Kubo approach (solid lines) and from the conductance formulas Eqs. (3) and (4) (dashed lines). Note the excellent agreement for frequencies  $\hbar\omega \lesssim 100 kT_K$  ( $\Delta_c \approx 600 kT_K$ ). (b) Doniach-Sunjić tails in  $A(\omega)$  are responsible for the power law behavior (dashed line) in the conductance (solid line),  $G'(\omega) \sim \omega^{-1/2}$ , for frequencies  $\hbar|\omega| \gg kT_K$ . (c) Comparison of the frequency-dependent conductance phase  $\phi(\omega)$  in the Kondo regime (solid line) (parameters  $U = 0.12D$ ,  $U/\Gamma = 6$ ,  $\epsilon_d = -U/2$ ,  $T = 0$ ) with that for a resonant level ( $\epsilon_d = 0$ ) of width  $kT_K$  (dotted line).

Consequently, the spectral function can alternatively be inferred from a measurement of  $C(\omega)$ . At zero temperature,  $kT \ll \hbar|\omega|$ , we arrive at

$$A(|\omega|) = -\frac{\hbar}{2e^2} \frac{\Gamma}{\Gamma_L \Gamma_R} \frac{\partial}{\partial |\omega|} C(-|\omega|), \quad (8)$$

where we have again assumed particle-hole symmetry. Note that at zero temperature  $C(\omega)$  is non-vanishing

only for  $\omega < 0$ , that is fluctuations have to be measured by probing absorption by the quantum dot. In [10] the measurement of current fluctuations at frequencies up to  $\omega \simeq 100$  GHz has been reported. This frequency scale is of the same order of magnitude as the Kondo temperature in typical Kondo quantum dots [1]. It makes noise measurements a promising candidate for experimental studies of the Kondo peak in the spectral function of a quantum dot.

We turn now to a discussion of the frequency dependence of AC-conductance and equilibrium noise in a Kondo quantum dot with typical experimental parameters. We apply the numerical renormalization group (NRG), first used by Wilson to solve the Kondo problem [12]. This method is nonperturbative and does not suffer from low-energy divergences common to scaling approaches. In particular, it provides accurate results in the most interesting crossover regime  $\hbar\omega \lesssim kT_K$ . Within NRG we apply two independent approaches: Using the Kubo formula, we are able to calculate the conductance in the Anderson model Eq. (1) numerically exactly. On the other hand, using Eqs. (3) and (7), we obtain conductance and noise from the single-particle Green's function of the  $d$  level, that we determine by NRG as well. By comparing the two approaches we shall demonstrate the validity of the approximation underlying Eqs. (3) and (4) for frequencies of the order of the Kondo scale.

We apply the Kubo formalism following Izumida *et al.* [15]. We define an electric current from lead  $L$  to  $R$  as  $\hat{I} = \frac{e}{2} [\langle \dot{N}_R \rangle - \langle \dot{N}_L \rangle]$ , where  $N_\alpha = \sum_{k\sigma} c_{k\alpha\sigma}^\dagger c_{k\alpha\sigma}$  is the total number of electrons in lead  $\alpha$  and  $\dot{N}_\alpha = \frac{i}{\hbar} [H, N_\alpha]$ . Introducing a linear response tensor  $\sigma$  by  $\langle \dot{N}_\alpha \rangle = \sigma_{\alpha\beta}(\omega) \mu'_\beta$ , where  $\mu'_{L(R)} = \pm (eV_{ac}/2) \cos \omega t$  is the time-dependent bias applied to the left (right) lead, the total linear AC conductance takes the form

$$G(\omega) = \frac{e^2}{4} [\sigma_{LL}(\omega) + \sigma_{RR}(\omega) - \sigma_{LR}(\omega) - \sigma_{RL}(\omega)]. \quad (9)$$

The complex response tensor  $\sigma$  can be written as  $\sigma_{\alpha\beta}(\omega) = \frac{1}{i\omega} [K_{\alpha\beta}(\omega) - K_{\alpha\beta}(0)]$ , where

$$K_{\alpha\beta}(\omega) = -\frac{i}{\hbar} \int_0^\infty dt e^{-\delta t + i\omega t} \left\langle [\dot{N}_\beta(0), \dot{N}_\alpha(t)] \right\rangle \quad (10)$$

with  $\delta \rightarrow 0^+$ .  $\langle \dots \rangle$  in Eq. (10) refers to the equilibrium expectation value with respect to the Hamiltonian  $H$  with  $V_{ac} = 0$ . We evaluate this expression using NRG [12]. From the matrix elements of the current operator  $\langle n | \hat{I} | m \rangle$  the imaginary part  $K''_{\alpha\beta}$  is obtained directly while the real part  $K'_{\alpha\beta}$  can be calculated via a Kramers-Kronig transformation.

In Fig. 2 we compare the conductance obtained from Eq. (3) with the result of the calculation in the Kubo formalism for  $\epsilon_d = -U/2$  and  $B = 0$ . We find excellent agreement for frequencies below the charge gap  $\Delta_c$ .

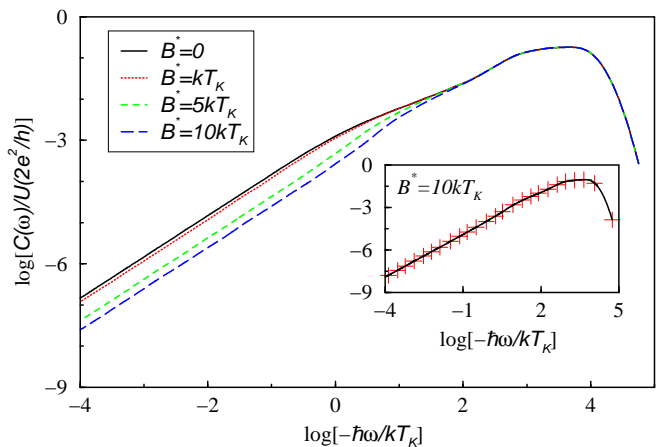


FIG. 3: The equilibrium current fluctuations  $C(\omega)$  depend linearly on  $\omega$  for  $\hbar|\omega| \leq kT_K$  [17], as shown for various magnetic fields  $B$ . The inset shows that the fluctuations are spin-independent even in presence of a finite magnetic field  $B^*$  ( $B^* = 10kT_K$ , (red) crosses:  $\sigma = \uparrow$ , (black) solid line:  $\sigma = \downarrow$ ). Parameters:  $U = 0.12D$ ,  $U/\Gamma = 6$ ,  $\epsilon_d = -U/2$ ,  $T = 0$ .

Moreover the large frequency ( $\hbar\omega \gg kT_K$ ) asymptotes of the conductance reveal a decay of  $G'(\omega) \sim \omega^{-1/2}$  [Fig. 2 (b)]. This is expected as a consequence of the Doniach-Sunjić tails of the spectral function [16] together with Eq. (5). The deviation of  $G'(\omega)$  from the unitary limit (by  $\sim 6\%$ ) is due to systematic numerical errors accumulating in the NRG procedure. Fig. 2(c) shows the frequency-dependent phase  $\phi(\omega)$  of the linear conductance,  $G(\omega) = |G(\omega)| e^{i\phi(\omega)}$ .

The frequency-dependence of the equilibrium noise obtained by a direct numerical evaluation of Eq. (6) within NRG is plotted in Fig. 3. As one expects, the fluctuations reach a maximum for frequencies  $\hbar\omega \sim U$ . The linear behavior  $C(\omega) \sim \omega$  at small  $\omega$  is a manifestation of the Fermi-liquid nature of a screened Kondo impurity. Fig. 3 also shows how a finite magnetic field  $B$  suppresses low-frequency equilibrium fluctuations. The inset demonstrates that at low frequencies the noise for spin-up and spin-down electrons is identical, even in the presence of a magnetic field. This is because an impurity with large charging energy  $\Delta_c \gg \Gamma$  is half-filled:  $\langle n_\uparrow \rangle + \langle n_\downarrow \rangle = 1$ . As a consequence of the Friedel sum rule [18], the spectral densities at the Fermi energy  $\epsilon_F$  for spin-up and spin-down electrons  $A_{\uparrow/\downarrow}(\epsilon_F) \propto \sin^2(\pi \langle n_{\uparrow/\downarrow} \rangle)$  are then equal.

We now use Eq. (8) to extract the spectral function  $A$  from the numerical current noise data of Fig. 3 where charge fluctuations on the dot have been taken into account. The results are shown in Fig. 4. They nicely demonstrate the splitting and the suppression of the Kondo peak upon increasing the external field  $B$ . A comparison with the spectral function directly calculated by NRG confirms that Eq. (8) does indeed work very well for frequencies  $\hbar\omega \ll \Delta_c$ . In particular, our method reproduces the Kondo peak in the spectral function accu-

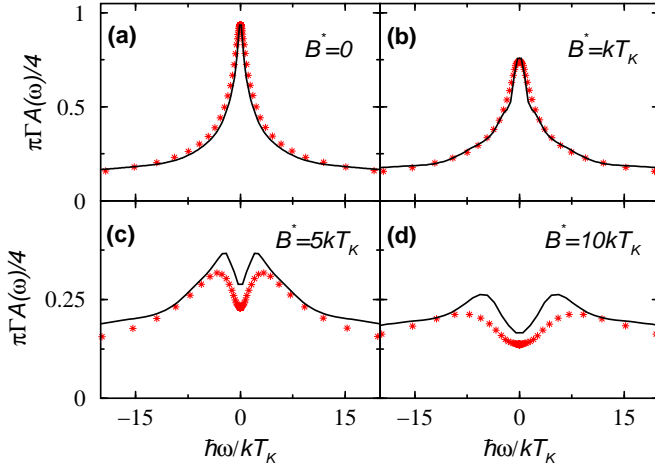


FIG. 4: Spectral function  $A(\omega)$ , extracted from the current noise  $C(\omega)$  via Eq. (8) (lines) and calculated directly by NRG (stars) for different values of the magnetic field  $B$ . Eq. (8) captures the Kondo peak in  $A(\omega)$  very well, including suppression and splitting in presence of a magnetic field  $B$ .

rately. Due to intrinsic broadening in the NRG which affects both  $A(\omega)$  and  $C(\omega)$ , Eq. (8) becomes less accurate for finite  $B$ .

Having demonstrated that neglecting charge fluctuations in deriving Eqs. (5) and (8) is very well justified, we comment on another limitation of our approach. Calculating the linear response of the quantum dot, we have assumed the bias voltage in a conductance measurement to be small. While this in itself is not a problem, one might worry, however, that due to the finite frequency of  $V_{ac}$  extra decoherence processes would make the limit of linear response very restrictive. The decoherence rate  $\tau$  of the dot's spin due to the oscillating bias voltage for  $\hbar\omega \gg kT_K$  can be estimated [19] as

$$\frac{\hbar\tau^{-1}}{kT_K} \sim \left(\frac{eV_{ac}}{kT_K}\right)^2 \frac{kT_K}{\hbar\omega} \frac{1}{[\ln(\hbar\omega/kT_K)]^2}. \quad (11)$$

For the Kondo physics not to be disrupted by  $V_{ac}$ , we need  $\hbar\tau^{-1}/kT_K \ll 1$ . Eq. (11) shows that this condition can be easily fulfilled by the usual requirement  $eV_{ac} \ll kT_K$ . We expect that this statement remains true for frequencies of the order of  $T_K$ . We conclude that transport is described accurately by our linear response conductance for voltages that are much smaller than the Kondo temperature.

In conclusion, we have studied AC transport through a quantum dot in the Kondo regime, using the numerical renormalization group technique in combination with the Kubo formalism. We have expressed linear conductance and equilibrium current fluctuations in terms of the single-particle Green's function. This relation becomes exact at low frequencies, when charge fluctuations on the dot can be neglected. It has been shown to work

very well for frequencies of the order of the Kondo scale. This opens up the exciting possibility of measuring the *equilibrium* Kondo resonance directly in a transport measurement.

**Acknowledgements:** We would like to thank S. Amasha, L. Borda, M. Kastner, and A. Kogan for valuable discussions, and L. Glazman for comments on the manuscript. M.S. and J.v.D. acknowledge financial support from SFB 631 of the DFG and CeNS. W.H. has been supported by a Pappalardo fellowship; M.K. by the Cambridge-MIT Institute Ltd.

- 
- [1] L. Kouwenhoven and L. Glazman, *Physics World* **14**, 33 (2001).
  - [2] L.P. Kouwenhoven *et al.* in *Mesoscopic Electron Transport*, eds. L.L. Sohn, L.P. Kouwenhoven, and G. Schön, NATO ASI Series E, vol. 345, pp. 105-214 (Kluwer, Dordrecht, 1997).
  - [3] A.C. Hewson, *The Kondo Problem to Heavy Fermions*, Cambridge University Press, Cambridge (1993).
  - [4] D. Goldhaber-Gordon *et al.*, *Nature* **391**, 156 (1998); S.M. Cronenwett *et al.*, *Science* **281**, 540 (1998); F. Simmel *et al.*, *Phys. Rev. Lett.* **83**, 804 (1999); J. Schmid *et al.*, *Phys. Rev. Lett.* **84**, 5824 (2000); W. G. van der Wiel *et al.*, *Science* **289**, 2105 (2000).
  - [5] L.I. Glazman and M.E. Raikh, *Sov. Phys. JETP Lett.* **47**, 452 (1988); T.K. Ng, P.A. Lee, *Phys. Rev. Lett.* **61**, 1768 (1988).
  - [6] Y. Meir and A. Golub, *Phys. Rev. Lett.* **88**, 116802 (2002); B. Dong and X.I. Lei, *J. Phys.: Cond. Mat.* **14**, 4963 (2002); R. Lopez and D. Sanchez, *Phys. Rev. Lett.* **90**, 116602 (2003).
  - [7] J. Paaske, A. Rosch, J. Kroha, P. Wölfle, cond-mat/0401180.
  - [8] J. Elzerman *et al.*, *J. Low Temp. Phys.* **118**, 375 (2000).
  - [9] A. Kogan, S. Amasha, and M.A. Kastner, *Science* **304**, 1293 (2004).
  - [10] R. Deblock, E. Onac, L. Gurevich, and L. P. Kouwenhoven, *Science* **301**, 203 (2003).
  - [11] P. Nordlander, M. Pustilnik, Y. Meir, N. S. Wingreen, and D. C. Langreth, *Phys. Rev. Lett.* **83**, 808 (1999).
  - [12] K. G. Wilson, *Rev. Mod. Phys.* **47**, 773 (1975); T.A. Costi, A.C. Hewson, and V. Zlatić, *J. Phys.: Cond. Mat.* **6**, 2519 (1994); W. Hofstetter, *Phys. Rev. Lett.* **85**, 1508 (2000).
  - [13] R. López, R. Aguado, G. Platero, and C. Tejedor, *Phys. Rev. B* **64**, 075319 (2001).
  - [14] A.-P. Jauho, N.S. Wingreen and Y. Meir, *Phys. Rev. B* **50**, 5528 (1994).
  - [15] W. Izumida, O. Sakai, and Y. Shimizu, *J. Phys. Soc. Jpn.* **66**, 717 (1997).
  - [16] S. Doniach and M. Sunjić, *J. Phys. C: Solid State Phys.* **3**, 285 (1970).
  - [17]  $T_K$  corresponds to the frequency at which the spin spectral function takes its maximum.
  - [18] D.C. Langreth, *Phys. Rev.* **150**, 516 (1966).
  - [19] A. Kaminski, Yu.V. Nazarov, and L.I. Glazman, *Phys. Rev. B* **62**, 8154 (2000).