

# Ordinary vs Andreev reflection in a single-channel superconductor-ferromagnet-superconductor junction

Jérôme Cayssol<sup>1,2</sup> and Gilles Montambaux<sup>1</sup>

(1)*Laboratoire de Physique des Solides, Associé au CNRS, Université Paris Sud, 91405 Orsay, France and*

(2)*Laboratoire de Physique Théorique et de Modèles Statistiques, Associé au CNRS, Université Paris Sud, 91405 Orsay, France*

The stationary Josephson effect in a clean Superconductor-Ferromagnet-Superconductor (SFS) junction is revisited for arbitrary large spin polarizations. The quasiclassical calculation of the supercurrent assumes that the Andreev reflection is complete for all channels. However, De Jong and Beenakker have shown that the Andreev reflection at a clean FS interface is incomplete, due to the exchange interaction in the ferromagnet. Taking into account this incomplete Andreev reflection, we investigate the quasiparticle spectrum, the Josephson current and the  $0 \rightarrow 1$  transition in a ballistic single channel SFS junction. We find that energy gaps open in the phase dependent spectrum. Although the spectrum is strongly modified when the exchange energy increases, the Josephson current and the  $0 \rightarrow 1$  transition are only weakly affected by the incomplete Andreev reflection, except when the exchange energy is close to the Fermi energy.

January 28, 2020

## I. INTRODUCTION

Ferromagnetism and singlet superconductivity are antagonist phenomena. Ferromagnetism favors spin alignment and concentrates the magnetic field lines whereas superconductivity expels the magnetic field and is supported by singlet pairing in the case of conventional superconductors. Nevertheless, as shown by Fulde, Ferrel,<sup>1</sup> Larkin and Ovchinnikov<sup>2</sup> (FFLO), superconductivity and ferromagnetism may coexist in a bulk sample for small enough exchange splitting. Then, Cooper pairs acquire a finite momentum proportionnal to the exchange splitting, leading to a non-uniform superconducting order parameter. Yet, this FFLO state has not been observed unambiguously in bulk samples. The situation is more favorable in ferromagnet/superconductor heterostructures. Owing to the proximity effect, superconducting correlations are present in the ferromagnet even in the absence of pairing interaction. In particular, Superconductor-Ferromagnetic-Superconductor (SFS) junctions and Superconductor-Ferromagnetic-Insulating-Superconductor (SFIS) junctions can exhibit an equilibrium state where the phase difference between the superconducting leads is  $\pi$ .<sup>3</sup> This so-called  $\pi$ -state is reminiscent of the FFLO state. In recent experiments, the  $\pi$ -state was discovered by Ryazanov *et al.*<sup>4</sup> in SFS junctions and by Kontos *et al.*<sup>5</sup> in SFIS junctions. When the superconducting phase difference is non zero, a non-dissipative current  $I(\phi)$  flows through the junction. This so-called Josephson current is carried by Cooper pairs in the superconducting leads and by quasiparticles in the ferromagnet. The conversion between these two kinds of carriers occurs at the interfaces by means of a scattering process known as Andreev reflection.<sup>6,7</sup> In the case of a clean normal metal-superconductor (NS) interface, an incoming spin-up electron is completely Andreev

reflected as a spin-down hole, and a Cooper pair is created in the superconductor. In the presence of a tunnel barrier, the amplitude for Andreev reflection is reduced: the incoming electron is partially reflected as a hole with opposite spin and partially as an electron with the same spin.

De Jong and Beenakker<sup>8</sup> have studied the Andreev reflection in FS clean junctions and have shown that the effect of ferromagnetism is twofold. Firstly, the exchange splitting energy  $E_{\text{ex}}$  induces a mismatch between spin-up and spin-down Fermi wavevectors. This produces an additional phase shift between electrons and holes in the ferromagnet. Secondly, in contrast to the clean NS case, the Andreev reflection is not complete: ordinary reflection appears even in the absence of an insulating layer. This phenomenon is due to the exchange potential step at the FS interface and it strongly modifies the transport properties of a clean FS contact with a large number  $N$  of modes per spin direction. As a result, the conductance of a ballistic point contact in a FS junction has been shown to decrease monotonously from  $4N e^2/h$  in the nonferromagnetic  $E_{\text{ex}} = 0$  contact to zero in the half-metallic ferromagnet  $E_{\text{ex}} = E_F$ ,  $E_F$  being the Fermi energy. Moreover, the shot noise  $P$  increases from  $P = 0$  for  $E_{\text{ex}} = 0$  to  $P = 4eI$  for  $E_{\text{ex}} = E_F$ ,  $I$  being the average current through the contact.<sup>8</sup> We are not aware of any theoretical work addressing the influence of the incomplete Andreev reflection on the thermodynamical properties of clean SFS junctions. Indeed, the stationary Josephson current of a clean multichannel SFS junction has been calculated by Buzdin *et al.*<sup>9</sup> in the framework of the Eilenberger equations<sup>10</sup> under the assumption of complete Andreev reflection. The critical current has been found to oscillate as a function of the phase shift  $\alpha = 2E_{\text{ex}}d/\hbar v_F$  between the electron and the Andreev reflected hole,  $d$  being the length of the ferromagnet and  $v_F$  the Fermi velocity. Moreover, due to the large number of channels, these oscillations are damped as a function of the exchange field.<sup>9</sup> The question arises

whether incomplete Andreev reflection at a clean SFS junction may lead to a modification of the Josephson current as strong as the reduction of the conductance in a FS contact. Naively, one might expect the exchange induced ordinary reflection to have the same physical effect as the potential barrier in a SFIS junction. In the well-studied case of SFIS junctions, ordinary reflection leads to a reduction of the Josephson current which evolves gradually towards the usual Josephson form  $I(\phi) = I_c \sin \phi$  as the transparency  $D$  of the insulating layer vanishes. In the case of a short SFIS junction, Chitchev *et al.* have studied how the  $0-\pi$  transition phase diagram depends on the transparency of the insulating layer.<sup>11</sup> At zero temperature and for perfect transparency  $D \rightarrow 1$ , the phase exists in the domains  $(2n+1)\pi/2 < \phi < (2n+3)\pi/2$  with  $n = 0; 1; 2; \dots$ . These domains shrink around  $\phi = (2n+1)\pi$  as the insulating layer becomes opaque  $D \rightarrow 0$ .

In the present paper, we study how the exchange induced ordinary reflection at the FS interfaces affects the thermodynamic properties of a clean single channel SFS junction. The excitation spectrum, the stationary Josephson current and the  $0-\pi$  transition are investigated *for arbitrary large spin polarizations*. The paper is organized as follows: in Sec. II, we derive the phase dependent excitation spectrum of a clean SFS junction. Bogoliubov-de Gennes equations are used in order to account for both Andreev and normal scatterings. Going beyond the quasiclassical approximation, we show that the exchange induced ordinary reflection opens gaps at phase difference  $\phi = 0$  and  $\phi = \pi$ . In comparison, we recall that there is no gap in the quasiclassical spectrum.<sup>12</sup> In the case of a SFIS junction, gaps open only at  $\phi = \pi$ . Sec. III is devoted to the Josephson current which depends on two independent parameters: the product  $k_F d$ , and the ratio of the exchange and Fermi energies  $\alpha = E_{ex}/E_F$  which measures the spin polarization of the ferromagnet and tunes the balance between ordinary scattering and Andreev scattering at the FS interfaces. This is contrary to the quasiclassical theory in which the current is described by the single combination  $k_F d$ . For small  $\alpha$ , the main scattering mechanism is the Andreev reflection and the quasiclassical results are recovered in the limit  $\alpha \rightarrow 0$  and  $k_F d \gg 1$  with finite  $\alpha = 2E_{ex}d/\hbar v_F = k_F d$ . For a fully polarized ferromagnet (a half-metallic ferromagnet), namely for  $\alpha = 1$ , Andreev reflection is completely suppressed, the spectrum becomes phase independent and carries no current. In spite of the strong modifications of the spectrum, we find that the Josephson current remains almost unaffected by exchange induced ordinary reflection up to values of the exchange field  $E_{ex}$  close to  $E_F$ . The  $0-\pi$  transition is studied in Sec. IV and is shown to be unaffected by ordinary reflection in contrary to the  $0-\pi$  transition in SFIS junctions.

## II. SPECTRUM

The excitation spectrum of a clean one-channel SFS junction is well-known in the limit of very small exchange splitting energies  $E_{ex} \ll E_F$ . Usually, this so-called quasiclassical spectrum is obtained by assuming that Andreev reflection is complete. In this paper, using the Bogoliubov-de Gennes equations, we derive an exact eigenvalue equation that takes into account both Andreev and normal reflection for arbitrary exchange energy  $0 < E_{ex} < E_F$ . Even at small exchange energy, the corresponding spectrum differs from the quasiclassical one by the presence of gaps. We investigate analytically (for small spin polarization) and numerically how the Andreev spectrum evolves when the exchange energy  $E_{ex}$  and the size of the ferromagnet are varied.

### A. Eigenvalue equation

We consider the simplest model of a clean one-channel SFS junction. The itinerant ferromagnetism is described within the Stoner model by a one body potential  $V(\mathbf{x}) = E_{ex} \sigma$  which depends on the spin direction. The index  $\sigma = \pm 1$  denotes spin up and spin down. In the superconducting leads,  $V(\mathbf{x}) = 0$ . The kinetic part of the Hamiltonian is

$$H_0 = \frac{1}{2m} \nabla^2 - \frac{d}{dx} \cdot \nabla \times \mathbf{A}(\mathbf{x}) \cdot \nabla - E_F; \quad (1)$$

where  $m$  is the effective mass of electrons and holes.  $\mathbf{A}(\mathbf{x})$  is the vector potential responsible for the phase difference between the leads and  $E_F = \hbar^2 k_F^2 / 2m$  is the Fermi energy. In the absence of spin-flip scattering, the two independent spin channels ( $u_\uparrow, v_\uparrow$ ) and ( $u_\downarrow, v_\downarrow$ ) do not mix to each other. The purely one-dimensional electron-like  $u(\mathbf{x})$  and hole-like wavefunctions  $v(\mathbf{x})$  satisfy the following Bogoliubov-de Gennes equations

$$\begin{pmatrix} H_0 + V(\mathbf{x}) & \Delta(\mathbf{x}) \\ \Delta^*(\mathbf{x}) & H_0 + V(\mathbf{x}) \end{pmatrix} \begin{pmatrix} u \\ v \end{pmatrix} = \epsilon \begin{pmatrix} u \\ v \end{pmatrix}; \quad (2)$$

where  $\epsilon$  is the quasiparticle energy measured from the Fermi level. The pair potential is  $\Delta(\mathbf{x}) = j_L - j_R e^{i\phi}$  in the left lead and it is  $\Delta(\mathbf{x}) = j_L - j_R e^{-i\phi}$  in the right lead. In the central ferromagnetic segment, the pair potential is identically zero. Therefore, the eigenvectors of Eq. (2) are strictly electron-like or hole-like with a plane wave spatial dependence because of the absence of disorder. The electron and hole wavevectors, denoted respectively by  $k_e$  and  $k_h$ , must satisfy

$$\begin{aligned} \frac{\hbar^2 k_e^2}{2m} - E_F &= \pm E_{ex}; \\ \frac{\hbar^2 k_h^2}{2m} - E_F &= \pm E_{ex}; \end{aligned} \quad (3)$$

Introducing the degree of spin polarization  $\alpha = E_{\text{ex}}/E_F$ , we obtain

$$\begin{aligned} k_{\pm} &= k_F \left( 1 \pm \frac{\alpha}{E_F} \right); \\ h_{\pm} &= k_F \left( 1 \mp \frac{\alpha}{E_F} \right); \end{aligned} \quad (4)$$

We consider only excitations with energy smaller than the superconducting gap. Matching the wavefunctions and their derivatives at the FS interfaces, we obtain the following eigenvalue equation for the Andreev levels

$$\begin{aligned} 16kh \cos \phi &= 2(k_{\pm}^2 - k_F^2)(h_{\pm}^2 - k_F^2) [\cos(k_{\pm}d) \cos(k_Fd) \\ &\quad - (k_{\pm} - k_F)^2 (h_{\pm} + k_F)^2 \cos(k_{\pm}d + 2\phi) \\ &\quad - (k_{\pm} + k_F)^2 (h_{\pm} - k_F)^2 \cos(k_{\pm}d - 2\phi) \\ &\quad + (k_{\pm} + k_F)^2 (h_{\pm} + k_F)^2 \cos(k_{\pm}d - 2\phi) \\ &\quad + (k_{\pm} - k_F)^2 (h_{\pm} - k_F)^2 \cos(k_{\pm}d + 2\phi)]; \end{aligned} \quad (5)$$

where, for convenience, we define  $k_{\pm} = k_{\pm}$ ,  $h_{\pm} = h_{\pm}$ ,  $k_{\pm} = k_{\pm}$ ,  $h_{\pm} = h_{\pm}$ ,  $k_{\pm} = k_{\pm}$ ,  $h_{\pm} = h_{\pm}$  and  $\phi = \arccos(\alpha)$ . The exact spectrum  $E_{\pm}$  depends on two parameters: the spin polarization  $\alpha = E_{\text{ex}}/E_F$  and the product  $k_F d$ . The typical energies of the problem are the superconducting gap  $\Delta$ , the exchange energy  $E_{\text{ex}}$ , the level spacing in the ferromagnet  $\epsilon$  in  $(\sim v_F d)$  and the Fermi energy  $E_F$ . In conventional s-wave superconductors, we have  $\Delta/E_F < 0.01$ . The spin polarizations of strong ferromagnetic elements like Fe, Co and Ni are respectively  $E_{\text{ex}}/E_F = 0.4; 0.3$  and  $0.1$ .<sup>13;14</sup> The recently discovered half metals, like  $\text{La}_{0.7}\text{Sr}_{0.3}\text{MnO}_3$  and  $\text{CrO}_2$ , exhibit complete spin polarization.<sup>15</sup> In the present work, the spin polarization  $\alpha = E_{\text{ex}}/E_F$  is arbitrary and the ratio  $\Delta/E_F \ll 1$ . In a first step, we solve perturbatively the eigenvalue equation (5) in the limit of small spin polarization  $\alpha \ll 1$  for any length  $d$ . Then for short junctions, we complete our study by numerical results for arbitrary spin polarization.

### B. SNS spectrum and quasiclassical spectrum

Obviously, for zero exchange field  $\alpha = 0$ , we recover the eigenvalue equation of a ballistic SNS junction<sup>16</sup>

$$\cos \phi = \cos(k_{\pm}d) \cos(k_Fd) = \cos \left( \frac{2d}{\sim v_F} \right) \cos(2\phi); \quad (6)$$

with complete spin degeneracy between the  $(u_{\#}; v_{\#})$  and  $(u_{\#}; v_{\#})$  channels. For very small spin polarization  $\alpha = E_{\text{ex}}/E_F \ll 1$ , a crude approximation of the equation (5) is given by the well-known formula

$$\cos \phi = \cos \left( \frac{2d}{\sim v_F} + \frac{2E_{\text{ex}}d}{\sim v_F} \right) \cos(2\phi); \quad (7)$$

This expression was also obtained by solving the Eilenberger equations with a continuity assumption on both

normal and anomalous quasiclassical Green functions.<sup>9</sup> It was later obtained in the framework of the linearized Bogoliubov-de Gennes equations.<sup>12</sup> Physically, these derivations of the SFS spectrum neglect ordinary reflection induced by the exchange potential  $V(\mathbf{x})$ . In this limit, the only effect of the exchange field is to modify the SNS spectrum Eq. (6) by a shift  $a = 2E_{\text{ex}}d/\sim v_F = k_F d$  of the superconducting phase. This shift lifts the degeneracy between the two spin channels  $(u_{\#}; v_{\#})$  and  $(u_{\#}; v_{\#})$ .

### C. Small spin polarization

Now, we provide a more accurate approximation of Eq. (5). By expanding Eq. (5) to the leading order in  $\alpha$ , we obtain in the regime  $\alpha \ll 1$

$$\cos \phi(\alpha) = \cos(k_{\pm}d) \cos(2\phi); \quad (8)$$

where  $\phi(\alpha)$  is an effective phase difference related to the true superconducting phase difference  $\phi$  by the expression

$$\begin{aligned} \cos \phi(\alpha) &= 1 - \frac{2}{8} \cos^2 \phi + \frac{2}{4} \frac{2}{2} \cos 2k_F d \\ &\quad + \frac{2}{8} \cos^2 k_{\pm} d; \end{aligned} \quad (9)$$

The associated spectrum depends on the length of the ferromagnet via the product  $k_F d$  and on the spin polarization  $\alpha = E_{\text{ex}}/E_F$ . In the appendix, we calculate how this spectrum deviates from the above mentioned quasiclassical spectrum. The larger deviations are reached for phase differences  $\phi = 0$  and  $\phi = \pi$  where gaps appear, as shown on Fig. 1. The opening of these gaps reveals the presence of some amount of ordinary reflection. These gaps oscillate as a function of  $k_F d$  and  $\alpha$  and vanish for particular values of these parameters. The natural energy scales for the gaps are provided by

$$E_{\pm} = \frac{\Delta}{\sim v_F} + \frac{1}{2} \frac{1}{\cos^2(\phi)}; \quad (10)$$

for  $\phi = 0$  and  $\phi = \pi$  respectively.

For long junctions  $d \gg \epsilon$ , this energy scale is the level spacing  $E_{\pm} \sim \epsilon$ . There are many Andreev levels which cross at  $\phi = 0$  and  $\phi = \pi$  in the non-perturbed spectrum. The amplitude of the gaps is larger in the "high energy" spectrum close to the superconducting gap  $\Delta$ . They vanish in the low energy part of the spectrum  $E_{\pm} \ll \Delta$ , as shown on Fig. 1(a). The absence of gaps at low energy is a general phenomenon, because in the limit  $\alpha \ll 1$ , the eigenvalue equation Eqs. (8,9) tends to

$$\cos \phi = \cos \left( \frac{2d}{\sim v_F} + \frac{2E_{\text{ex}}d}{\sim v_F} \right) \cos(2\phi); \quad (11)$$

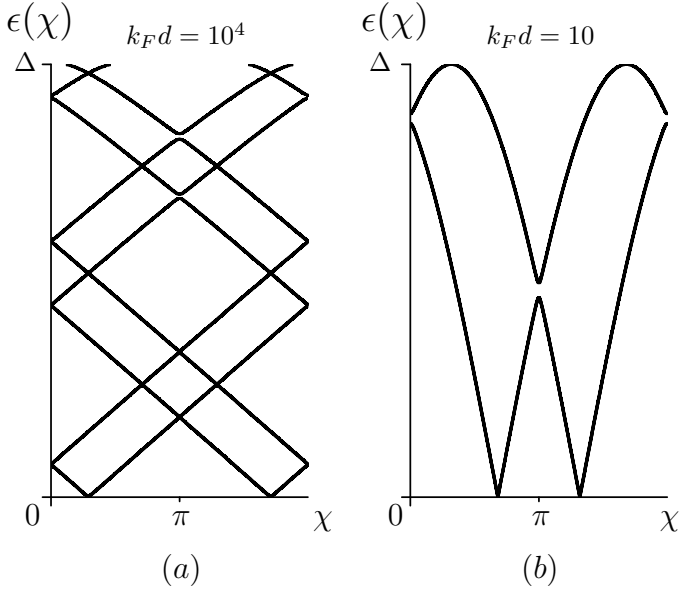


FIG. 1: Spectrum of a clean SFIS junction in the perturbative limit  $\alpha = 0.1$  and for  $\mu = E_F = 10^3$ . Two examples are shown: a) long junction with  $k_F d = 10^4$  ( $d = 5 \text{ nm}$ ) and b) short junction with  $k_F d = 10$  ( $d = 0.05 \text{ nm}$ ). Gaps open for  $\chi = 0$  and  $\chi = \pi$  due to the presence of ordinary reflection. There are two zero energy Andreev levels located at the phase differences  $\chi = 0, \pi$ .

which is identical to the "gapless" quasiclassical equation Eq. (7) because  $2\alpha \ll 1$ .

In the case of a short junction  $d \ll \lambda_F$ , the spectrum contains only two spin-polarized Andreev levels  $\epsilon = \pm \Delta$  given by

$$\epsilon(\chi) = \pm \Delta \cos \left( \frac{\chi}{2} + \frac{a}{2} \right); \quad (12)$$

In the appendix, we derive the expressions for the gap  $\Delta_0$  at  $\chi = 0$  and for the gap  $\Delta_\pi$  at  $\chi = \pi$

$$\begin{aligned} \Delta_0 &= \frac{1}{2} j \sin k_F d \sin k_F d j; \\ \Delta_\pi &= \frac{1}{2} j \cos k_F d \sin k_F d j; \end{aligned} \quad (13)$$

On the one hand, the gaps  $\Delta_0$  and  $\Delta_\pi$  vanish simultaneously when the shift between an electron and a hole is  $k_F d = n$  with  $n = \dots; 1; 0; 1; \dots$ . On the other hand, when the ferromagnet length contains an interger or half-integer number of Fermi wavelengths, namely when  $k_F d = n + \frac{1}{2}$ ,  $\Delta_\pi$  vanishes and  $\Delta_0$  is maximal. If the size of the ferromagnet and the Fermi wavelength satisfy  $k_F d = (n + \frac{1}{2})$ , one obtains the opposite configuration:  $\Delta_0$  is zero and  $\Delta_\pi$  is maximal.

It is instructive to compare these results with the case of a SFIS junctions for which the ordinary reflection originates from the potential barrier of the insulating layer.<sup>11</sup>

In the usual level of approximation, a SFIS junction is described by two parameters: the electron-hole phase shift  $a = 2E_{\text{ex}}d/\hbar v_F$  and the transparency  $D$  of the insulating layer. Similarly to the case of a clean SFS junction, the spectrum is also given by

$$\epsilon(\chi) = \pm \Delta \cos \left( \frac{\chi}{2} + \frac{a}{2} \right); \quad (14)$$

but the effective phase has of course a different expression<sup>11</sup>

$$\cos \left( \frac{\chi}{2} \right) = 1 - 2D \sin^2 \frac{\chi}{2}; \quad (15)$$

This effective phase leads to the gaps  $\Delta_0 = 0$  and  $\Delta_\pi = 2\Delta \sqrt{1 - D \cos(a/2)}$ . There is only one gap located at  $\chi = \pi$  and it is independent of  $k_F d$ . In an exact treatment of a SFIS junction with large spin polarization, the gaps should depend on  $k_F d$ . In this latter case ordinary reflection would originate from both insulating layer and exchange splitting.

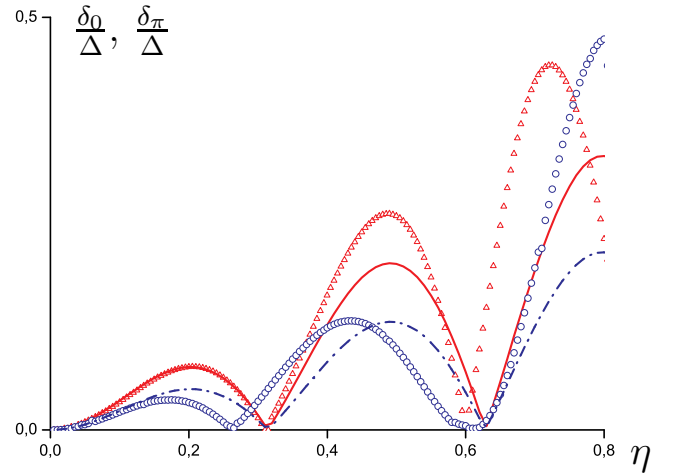


FIG. 2: Gaps at  $\chi = 0$  (circles) and  $\chi = \pi$  (triangles) as functions of the spin polarization  $\eta$  in a short junction with  $k_F d = 10$ . Expressions Eq. (13) provide a good approximation for small  $\eta < 0.1$  (dashed-dotted line:  $\Delta_0$ , solid line:  $\Delta_\pi$ ).

In the following paragraph, we check the validity of our results for larger exchange energies.

#### D. Arbitrary spin polarization: numerical study

For large spin polarizations  $\mu = E_{\text{ex}} = E_F$ , the perturbative approach breaks down and finding the solution of Eq. (5) is a harder task. In the case of a small junction  $d \ll \lambda_F$ , we solve numerically Eq. (5) and obtain the two Andreev levels  $\epsilon(\chi)$  for each value of the phase difference  $\chi$ . Typical results are shown on Fig. 3 for increasing spin

polarizations and for a particular value of  $k_F d = 10$ . In the perturbative regime  $\eta < 0.2$ , it has been shown in Sec. II C that the exact spectrum is very close to the quasiclassical spectrum except at vicinity of  $\chi = 0$  and  $\chi = \pi$ . Figs. 3(a) and 3(b) show that this statement is still valid up to very large spin polarizations. But above a particular spin polarization, the spectrum undergoes a qualitative change: the lowest Andreev level does no longer cross the Fermi level, as it is shown on Fig. 3(c)

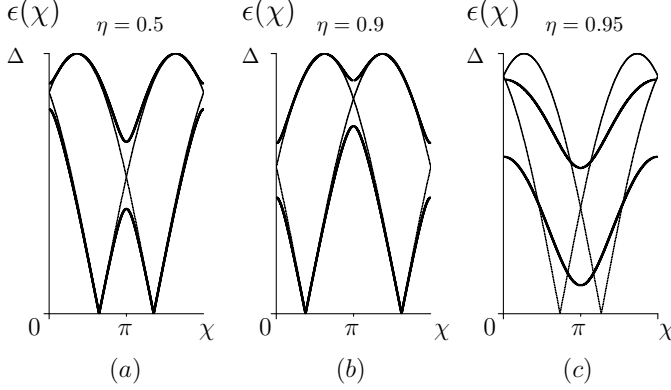


FIG. 3: Spectrum of a short SFS junction for increasing spin polarizations  $\eta = E_{\text{ex}}/E_F$  with  $k_F d = 10$ . The thick solid lines correspond to the spectrum obtained by solving Eq. (5). The thin lines represent the corresponding quasiclassical estimations with  $a = (\frac{1}{1+\eta} - \frac{1}{1-\eta})k_F d$ . We have chosen  $E_F = 10^3$ .

To understand this crossover, we calculate the superconductive phase difference  $\phi_0$  corresponding to a zero energy Andreev state. For small enough spin polarization  $\eta < 0.2$ , it is always defined and it is given by

$$\phi_0 = \arccos \left( \frac{1 + \frac{1}{2} \frac{k_F d}{1 + \eta}}{1 + \frac{1}{2} \frac{k_F d}{1 - \eta}} \right) \quad (16)$$

but close to the half-metal case  $\eta \rightarrow 1$ , the eigenvalue equation (5) leads to

$$\cos \phi_0 = \frac{\sin \left( \frac{1}{2} \frac{k_F d}{1 + \eta} \right) \sin \left( \frac{1}{2} \frac{k_F d}{1 - \eta} \right)}{2 \frac{1}{2} \frac{k_F d}{1 - \eta}} \quad (17)$$

which has two solutions for  $\eta < 1$  and no solution for  $\eta = 1$ .

Fig. 4 shows that the critical polarization  $\eta_c$  depends on the length  $d$  of the ferromagnet in a very peculiar way. For  $k_F d < 3$ , the Andreev spectrum has always two states at the Fermi level. For  $k_F d > 3$ ,  $\eta_c$  becomes smaller than 1. For spin polarizations above the critical value  $\eta_c$ , the Andreev spectrum has now a gap at the Fermi level. In the next section, we will study how this gap affects the Josephson current. Even more strikingly, when the length  $d$  increases, the gap at the Fermi level alternatively closes and reopens: one has an alternance between regions with  $\eta_c < 1$  (like on Fig. 3, a gap opens

at the Fermi level) and regions with  $\eta_c = 1$ , with no gap at the Fermi level. Practically, for  $k_F d > 10$ , no gap opens at the Fermi level for polarizations smaller than  $\eta_c = 0.94$ .

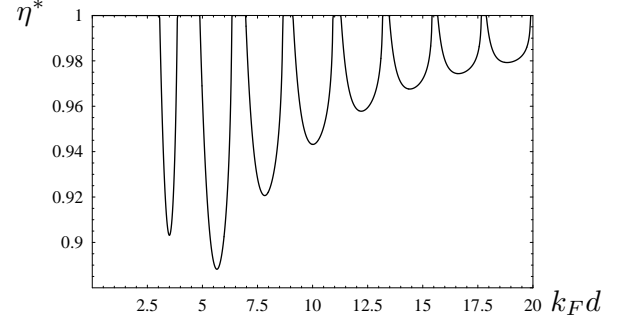


FIG. 4: The disparity of the zero-energy Andreev states occurs above a critical polarization  $\eta_c > 0.89$  which depends on  $k_F d$ . In section III, we show that for  $\eta < \eta_c$ , the current is very close to the quasiclassical estimate, with discontinuities when the Andreev level crosses the Fermi level (Fig. 5(a)). For  $\eta > \eta_c$ , the Josephson current is strongly modified and has no discontinuity, since a gap opens at the Fermi level (Figs 5(b), 6). The minima of  $\eta_c$  correspond to values of  $k_F d$  ( $n + 1/2$ )  $\approx \pi$ .

### III. JOSEPHSON CURRENT

In this section, we study how the incomplete Andreev reflection induced by the ferromagnet affects the Josephson current in a clean short SFS junction. For  $\eta < 1$ , the current is given by the usual quasiclassical expression. In the case of a half-metal  $\eta = 1$ , the current vanishes due to the complete suppression of the Andreev reflection. We study the crossover between these two limits by calculating the current from the spectrum obtained in the previous section.

#### A. Josephson current

The Josephson current is given by

$$I(\phi) = \frac{2e}{\hbar} \frac{\partial \mathcal{F}(\phi)}{\partial \phi}; \quad (18)$$

where  $\mathcal{F}(\phi)$  is the phase dependent thermodynamic potential. The potential can be calculated from the excitation spectrum by using the formula<sup>17</sup>

$$\mathcal{F}(\phi) = \frac{1}{2T} \int_0^{\infty} d\epsilon \ln 2 \cosh \frac{\mathcal{E}(\phi)}{2T} + \int d\mathbf{x} j(\mathbf{x}) \cdot \mathbf{j} = g + T \ln \mathcal{O}. \quad (19)$$

We restrict our attention to the short junction case. For each value of  $\eta$ , we solve numerically Eq. (5) to obtain

the two spin-polarized Andreev levels. Then, we obtain numerically the current using Eqs. (18,19).

### B. Quasiclassical current

For a weak ferromagnet  $\eta < 1$ , the assumption of complete Andreev reflection is justified. Therefore, one may compute the current from the spectrum (7) (for  $d \rightarrow \infty$ ) and obtain the so-called quasiclassical current<sup>9</sup>

$$I_{qc}(\chi; a) = \frac{1}{2\pi} \sum_{\alpha=1}^{\infty} \frac{\sin \frac{\alpha \chi}{2}}{\alpha} \frac{1}{\cosh \frac{\alpha a}{2}} \quad (20)$$

Except for the presence of the phase shift

$$a = \left( \frac{1}{1+\eta} + \frac{1}{1-\eta} \right) \frac{\hbar}{k_F d}; \quad (21)$$

the formula (20) is similar to the expression for the single mode current in a short SNS junction.<sup>19;20</sup> In the  $T = 0$  case, the current-phase relationship of a SNS junction has a sharp discontinuity at  $\chi = \pi$  because the lowest Andreev level passes below the Fermi level while another Andreev level carrying an opposite current moves above.<sup>20</sup> In the SFS junction case, the degeneracy of the Andreev levels is lifted and this crossing occurs respectively at  $\chi = \pi \pm a$  for each of the non-degenerate Andreev levels. Consequently, the current shows two jumps at these phase differences, as shown on Fig. 5(a).

### C. Crossover from $\eta = 0$ to $\eta = 1$

In the section IID, we have obtained a sharp crossover between: i) a regime where the quasiclassical spectrum is only modified by gaps opening for  $\eta = 0$  and  $\eta = 1$  and ii) a regime where the Andreev spectrum is strongly modified by the disparition of the zero energy states.

For spin polarizations  $0 < \eta < 1$ , the current is well approximated by the quasiclassical formula Eq. (20) except for phase differences close to  $\chi = 0$  and  $\chi = \pi$ . Near these values, it turns out that the correction of the level energies induces opposite changes on the two individual currents. The sum of these corrections cancels out and the total Josephson current is unchanged. Consequently although the spectrum is modified, one may still use the quasiclassical formula (20) for the current *for any value of  $\eta$*  with a very good accuracy. This statement is valid up to very high spin polarization, as shown on Fig. 5(a) In the limit  $\eta < 0.2$ , the effective phase approach leads to

$$I(\chi; a) = \frac{1}{2} \frac{\sin \frac{\chi}{2}}{\frac{\chi}{2}} I_{qc}(\chi; a); \quad (22)$$

In conclusion, ordinary reflection induces only a very small reduction of the current of order  $\eta^2$ .

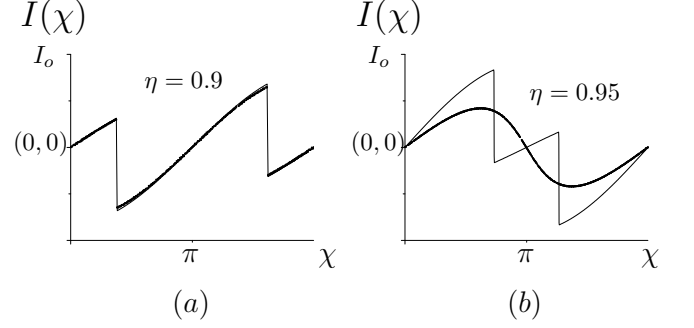


FIG. 5: Zero-temperature current of a short SFS junction with  $k_F d = 10$ . a) even for a nearly complete spin polarization  $\eta = 0.9$ , the exact current (thick line) and the corresponding quasiclassical approximation (thin line) are identical. b) for  $\eta = 0.95$ , they are completely different. The natural scale for the current is  $I_0 = 2e \hbar v_F$ .

When  $\eta < 1$ , the current-phase relationship is completely modified and becomes nearly sinusoidal as on Fig. 5(b). The discontinuity in the current disappears because a gap opens at the Fermi level: there is no Andreev level at zero energy. In conclusion, the crossover

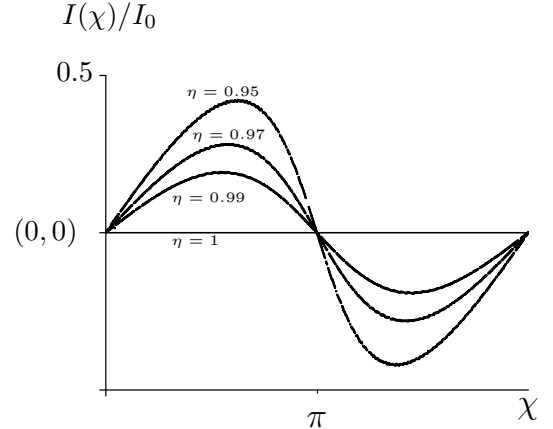


FIG. 6: Current-phase relationships for  $k_F d = 10$  and various spin polarization in the regime  $\eta < 1$ .

between the regime where the current is given by Eq. (20) and the regime with zero current  $\eta > 1$ , takes place in a very narrow window of spin polarizations, typically  $0.94 < \eta < 1$  for  $k_F d > 10$ . For large  $k_F d$ , the width of this window scales as  $1/(k_F d)^2$ .

## IV. TRANSITION 0 IN SMALL SFS JUNCTIONS

In this section, we study the effect of exchange induced ordinary reflection on the 0 transition in the case of short junctions. In order to compare the stability of the zero-phase and the  $\pi$ -phase states, we compute the total

energy

$$E(\chi; a) = \sum_{n=1}^{\infty} \cos \frac{(n-1)\chi + a}{2} \quad (23)$$

In the perturbative regime  $\chi < 0.2$ , the effective phase approach applies for small  $a$ , and one obtains

$$\begin{aligned} \cos(\chi = 0) &= (1 - \frac{a^2}{8}) + \frac{a^2}{8} \cos a \\ \cos(\chi = \pi) &= (1 - \frac{a^2}{8}) + \frac{a^2}{8} \cos a; \end{aligned} \quad (24)$$

and thus

$$\begin{aligned} (\chi = 0) &= \frac{\pi}{2} \cos \frac{a}{2}; \\ (\chi = \pi) &= \frac{\pi}{2} \sin \frac{a}{2}; \end{aligned} \quad (25)$$

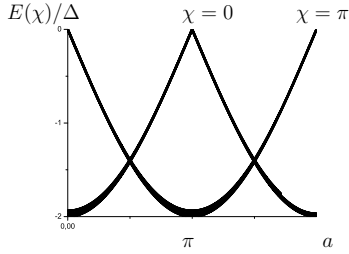


FIG. 7: Zero-state energy  $E(\chi = 0; a)$  and  $\pi$ -state energy  $E(\chi = \pi; a)$  for  $\chi = 0.1; 0.3; 0.5$ . The intersections of the different curves remain at the vicinity of  $a = \pi/2$  and  $a = 3\pi/2$ .

$E(0; a)$  and  $E(\pi; a)$  are represented on Fig. 7. When  $E(\chi = \pi; a) > E(\chi = 0; a)$ , the zero-phase state is stable and the  $\pi$ -phase state is unstable. The curves corresponding to different values of  $\chi$  are close to each other and differ slightly only in the vicinity of  $a = 0$  and  $a = \pi$ . All these curves intersect at the same 0- $\pi$  transition points  $a = \pi/2$  et  $a = 3\pi/2$ . Therefore the 0- $\pi$  transition is not modified by the ordinary reflection induced by the exchange energy.

In the moderate and strong polarization regimes, numerical calculation of energies  $E(\chi = 0)$  and  $E(\chi = \pi)$  as a function of  $a = k_F d = \frac{2E_F d}{\hbar v_F}$  leads to the same conclusion. The transition in a SFS junction at large exchange field is robust to ordinary reflection induced by the exchange field. This is contrary to what happens in the SFIS case.<sup>11</sup> The energy  $E(0; a) = \frac{2}{\pi} \int_0^a \cos a' da'$  of a SFIS junction is independent of the transparency  $D$ , whereas  $E(\pi; a)$  evolves gradually as the transparency  $D$  is varied. As a result, the transition points strongly depends on  $D$ : the domain of stability for the  $\pi$ -phase shrinks around the value  $a = \pi/2$  and even disappears at  $D = 1$ . In our case, the stability domain of the  $\pi$ -phase remains unchanged because of the interplay between the two gaps at  $\chi = 0$  and  $\chi = \pi$ .

## V. CONCLUSION

We have obtained the phase dependent excitation spectrum of a clean one-channel SFS junction *for arbitrary spin polarizations*. The present treatment takes into account the ordinary reflection of electrons caused by the ferromagnet/superconductor interface. We have shown that gaps open for phase differences  $\chi = 0$  and  $\chi = \pi$ . These gaps depend both on the spin polarization  $\chi = E_{ex}/E_F$  and on the length of the ferromagnet via the product  $k_F d$ . In spite of these strong modifications of the spectrum, the Josephson current and the stability of the  $\pi$ -state are robust to the ordinary reflection due to the exchange field up to very large spin polarizations  $\chi$ . We obtain a very sharp crossover between: i) a regime where the current is given by the quasiclassical theory and ii) the fully spin polarized regime with zero current.

## VI. APPENDIX

In a first approximation, the spectrum of the SFS clean junction is obtained by a shift  $a = 2E_{ex}d/\hbar v_F$  on the phase and it is solution of the eigenvalue equation

$$\cos(a - 2\chi) = \cos a \quad (26)$$

The exact position of an Andreev level may be written  $\chi(\chi) = \chi_0(\chi) + \delta\chi(\chi)$ , where  $\delta\chi(\chi)$  is small. Inserting this expression in Eqs. (8,9) and using Eq. (26), we obtain for small

$$\cos(a - 2\chi_0) + \frac{2\delta\chi}{E_F} = \cos a \quad (27)$$

$$\frac{2}{8} \cos a + \frac{2}{4} \frac{a^2}{\pi^2} \cos 2k_F d + \frac{2}{8} \cos a$$

where we have introduced the notation

$$1/E_F = \frac{1}{2\pi^2} : \quad (28)$$

Expanding Eq. (27) and using Eq. (26), one obtains a second order equation for the deviation  $\delta\chi(\chi)$

$$\begin{aligned} \cos \frac{1}{E_F} + \sin \frac{1}{E_F} = \\ \frac{2}{16} \cos \frac{a^2}{2} \cos 2k_F d + \cos a \end{aligned}$$

For  $\chi = 0$  and  $\chi = \pi$ , the deviation is of order  $a^2$  whereas for  $\chi = \pi/2$  it is proportional to  $a^2$ . The gaps occurs at the levels crossings of the unperturbed spectrum  $\chi_0(\chi)$ , at  $\chi = 0$  and  $\chi = \pi$ . They are defined by

$$\begin{aligned} \chi_0 &= \chi_1(\chi = 0) - \chi_2(\chi = 0); \\ \chi_0 &= \chi_1(\chi = \pi) - \chi_2(\chi = \pi); \end{aligned}$$

with

$$\frac{1}{E_0} (\epsilon = 0) = \frac{1}{2} \left( 1 - \frac{\cos 2k_F d + \cos a}{\cos 2k_F d - \cos a} \right);$$

$$\frac{1}{E} (\epsilon = \epsilon_0) = \frac{1}{2} \left( 1 + 2 \frac{\cos 2k_F d - \cos a}{\cos 2k_F d + \cos a} \right);$$

Using

$$E_0 = \frac{\sin \frac{a}{2}}{2};$$

$$E = \frac{\cos \frac{a}{2}}{2};$$

we obtain the size of the gaps at  $\epsilon = 0$  and  $\epsilon = \epsilon_0$

$$\epsilon_0 = \frac{1}{2} j \sin k_F d \sin a j$$

$$= \frac{1}{2} j \cos k_F d \sin a j$$
(29)

- 
- <sup>1</sup> P. Fulde and R.A. Ferrell, Phys. Rev. **135**, 550 (1964).  
<sup>2</sup> A. I. Larkin and Y.N. Ovchinnikov, Sov. Phys. JETP **20**, 762 (1965).  
<sup>3</sup> L.N. Bulaevskii, V. V. Kuzii and A.A. Sobyanin, Sov. Phys. JETP Lett. **25**, 290 (1977).  
<sup>4</sup> V.V. Ryazanov, V.A. Oboznov, A.V. Veretennikov, A.Yu. Rusanov, A.A. Golubov and J. Aarts, Phys. Rev. Lett. **86**, 2427 (2001).  
<sup>5</sup> T. Kontos, M. Aprili, J. Lesueur and X. Gison, Phys. Rev. Lett. **86**, 304 (2001).  
<sup>6</sup> A. F. Andreev, Sov. Phys. JETP **19**, 1228 (1964).  
<sup>7</sup> C.W.J. Beenakker, Phys. Rev. B **46**, 12841 (1992).  
<sup>8</sup> M.J.M. de Jong and C.W.J. Beenakker, Phys. Rev. Lett. **74**, 1657 (1995).  
<sup>9</sup> A.I. Buzdin, L.N. Bulaevskii and S.V. Panyukov, JETP Lett. **35**, 178 (1982).  
<sup>10</sup> G. Eilenberger, Z. Phys. **214**, 195 (1968).  
<sup>11</sup> N.M. Chtchelkatchev, W. Belzig, Yu.V. Nazarov and C. Bruder, JETP Lett. **74**, 323 (2001).  
<sup>12</sup> S.V. Kuplevakhskii and I.I. Fal'ko, JETP Lett. **52**, 343 (1990).  
<sup>13</sup> P.M. Tedrow and R. Meservey, Phys. Rev. B. **7**, 318 (1973).  
<sup>14</sup> S.K. Upadhyay, A. Palanisami, R.N. Louie and R.A. Buhrman, Phys. Rev. Lett. **81**, 3247 (1998).  
<sup>15</sup> R.J. Soulen, Jr., J.M. Byers, M.S. Osofsky, B. Nadgorny, T. Ambrose, S.F. Cheng, P.R. Broussard, C. T. Tanaka, J. Nowak, J.S. Moodera, A. Barry and J.M.D. Coey, Science **282**, 85 (1998).  
<sup>16</sup> I.O. Kulik, Sov. Phys. JETP **30**, 944 (1970).  
<sup>17</sup> J. Bardeen and R. Kümmel and A.E. Jacobs and L. Tewordt, Phys. Rev. **187**, 556 (1969).  
<sup>18</sup> J. Bardeen and J.L. Johnson, Phys. Rev. B **5**, 72 (1972).  
<sup>19</sup> I.O. Kulik and A.N. Omel'yanchuk, Sov. J. Low Temp. Phys. **3**, 459 (1977).  
<sup>20</sup> C.W.J. Beenakker and H. van Houten, Phys. Rev. Lett. **66**, 3056 (1991).  
<sup>21</sup> P.F. Bagwell, Phys. Rev. B **46**, 12573 (1992).