

# Interplay between pseudogap and superconductivity in underdoped $\text{HgBa}_2\text{CuO}_{4+\delta}$

Y. Gallais<sup>1,2</sup>, A. Sacuto<sup>1,2</sup>, T. P. Devereaux<sup>3</sup> and D. Colson<sup>4</sup>

<sup>1</sup>*Laboratoire de Physique du Solide (UPR 5 CNRS) ESPCI, 10 rue Vauquelin 75231 Paris, France*

<sup>2</sup>*Matériaux et Phénomènes Quantiques (FDR 2437 CNRS),  
Université Paris 7, 2 place Jussieu 75251 Paris.*

<sup>3</sup>*Department of Physics, University of Waterloo, Waterloo, Ontario, Canada N2L 3G1*

<sup>4</sup>*Service de Physique de l'Etat Condensé, CEA-Saclay, 91191 Gif-sur-Yvette, France*

(Dated: May 23, 2019)

We report a doping dependant Electronic Raman Scattering (ERS) study of  $\text{HgBa}_2\text{CuO}_{4+\delta}$  (Hg-1201) single crystals. We investigate the interplay between the pseudogap and superconductivity in the  $B_{1g}$  and  $B_{2g}$  symmetries which probes, respectively, the antinodal  $((0,0)-(\pi,0))$  and nodal directions  $((0,0)-(\pi,\pi))$  in  $k$ -space. We show that the pseudogap, as seen by ERS, cannot be attributed to precursor pairing above  $T_c$ . A simple model relating the suppression of the Raman response observed in the  $B_{1g}$  symmetry to fluctuations related to a competing phase is proposed.

Among the unsolved problems of the high temperature superconductivity field, the question of the nature of the pseudogap phase is certainly the most highly debated. In particular its relationship with superconductivity remains an open question. One class of model attributes the pseudogap phase as a precursor phase of superconductivity in which Cooper pairs form at a temperature  $T^*$  but only acquire phase coherence at a lower temperature  $T_c$  where they form an uniform  $d$ -wave BCS condensate [1]. An important consequence of all these theories is that the pseudogap and the superconducting gap are intimately connected: they can be both identified to a pairing energy. This approach is supported by ARPES data which show that the pseudogap and the superconducting gap open in the same region of the Fermi surface [2], i.e. close to the  $(\pi,0)$  and related points. Another class of models invokes various phases which are not directly related to superconductivity but rather compete with it. Among the proposed phases we find a precursor SDW phase [3], a  $d$ -density wave phase [4] or an orbital current phase [5]. Most of these theories, but not all, predict the presence of a quantum critical point somewhere near the optimally doped regime [6, 7]. Specific heat data, doping evolution of the superfluid density and impurity induced  $T_c$  suppression, among others, have been interpreted as evidences for this scenario [6].

In this Letter we report a doping dependant Electronic Raman Scattering (ERS) study of the interplay between the pseudogap and superconductivity in  $\text{HgBa}_2\text{CuO}_{4+\delta}$  (Hg-1201) single crystals. Through the use of particular sets of incident and scattered polarisations, ERS is able to probe electronic excitations in different regions of the Fermi surface. This ability has been used extensively to study the symmetry of the order parameter in optimally doped cuprates. More recently, attention has been focused on the study of the normal state behavior and in particular the pseudogap phase with ERS studies on  $\text{YBa}_2\text{Cu}_3\text{O}_{6+\delta}$ ,  $\text{Bi}_2\text{Sr}_2\text{CaCu}_2\text{O}_{8+\delta}$  (Bi-2212) and  $\text{La}_{2-x}\text{Sr}_x\text{CuO}_4$  (La-214) [8, 9, 10, 11]. With only one  $\text{CuO}_2$  plane per unit cell and a pure tetragonal sym-

metry, Hg-1201 is a very attractive compound to study the intrinsic physics of the  $\text{CuO}_2$  plane. Contrary to  $\text{Tl}_2\text{Ba}_2\text{CuO}_{6+\delta}$  (Tl-2201), Hg-1201 can be underdoped. Moreover, it is less subject to intrinsic disorder like CuO chain clustering for Y-123 (with the notable exception of the highly ordered ortho II phase), cation disorder for underdoped Bi-2212 or stripe instability like in underdoped La-214. On the contrary, underdoped Hg-1201 is closer to its fully stoichiometric phase ( $\delta=0$ ) and should therefore be structurally more ordered. In this study, we show that the pseudogap in Hg-1201 manifests itself as a suppression of the superconducting Raman response along the antinodal directions  $((0,0)-(\pi,0))$ . Comparison with available data on other compounds shows that this suppression is generic to the cuprates and starts slightly above optimal doping. When probing the nodal directions  $((0,0)-(\pi,\pi))$ , we observe a partial loss of spectral weight in the response which starts at about  $800\text{ cm}^{-1}$  in the normal state. This partial suppression coexists with the superconducting gap which develops below  $T_c$  at about  $360\text{ cm}^{-1}$ . In both its manifestations, the pseudogap, as seen by ERS, cannot be attributed to precursor pairing above  $T_c$  but is most likely a consequence of strong interactions competing with superconductivity at low doping. We propose a simple model which relates the suppression in the Raman response near the antinodal directions to two-particle vertex suppression arising from fluctuations of a competing phase with ordering wave vector  $(\pi, \pi)$ .

The Hg-1201 single crystals studied have been successfully grown by the flux method. The detailed procedure for crystal growth will be described elsewhere [12]. The ERS measurements have been performed on 3 single crystals with different dopings. Their magnetically measured transition temperatures,  $T_c$ , are respectively 95 K, 78 K and 63 K. We will refer to these crystals as Hg95K, Hg78K and Hg63K respectively. The first sample is very close to optimal doping while the latter two are underdoped. The as grown surfaces of the single crystals were mechanically polished to suppress small extrinsic impu-

rity phases which are known to exist at the surface of mercurate compounds [13]. The spectra were obtained using the 514.5 nm (2.4 eV) excitation line of an Ar<sup>+</sup>-Kr<sup>+</sup> laser. The scattered light was analysed using a triple grating spectrometer (JY-T64000) equipped with a nitrogen cooled CCD detector. In this study we focus on B<sub>1g</sub> and B<sub>2g</sub> symmetries which can be individually selected using specific configurations ( $\mathbf{e}_I, \mathbf{e}_S$ ) of incident,  $\mathbf{e}_I$ , and scattered,  $\mathbf{e}_S$ , electric fields with respect to the crystallographic axis. The B<sub>1g</sub> symmetry was obtained using the (x'y') configuration where x'=[110] and y'=[ $\bar{1}$ 10] whereas the B<sub>2g</sub> symmetry was obtained using the (xy) configuration with x=[100] and y=[010]. In the cuprates, the B<sub>1g</sub> symmetry is sensitive to regions along the Brillouin zone principal axis (i.e. the antinodal directions) while the B<sub>2g</sub> symmetry probes mostly along the zone diagonals (i.e. the nodal directions). The spectra presented here have been corrected for the spectral response of the spectrometer and for the Bose-Einstein factor. They are thus proportional to the imaginary part the Raman response function  $\chi''$ . All the referred temperature have been corrected for the estimated laser heating.

In FIG. 1 we show the spectra in B<sub>1g</sub> and B<sub>2g</sub> symmetries as a function of doping both above and below  $T_c$ . The spectra for the optimally doped sample Hg95K are consistent with a d-wave superconducting gap and compare well with spectra of other optimally doped cuprates (for more details, see [14]). The B<sub>1g</sub> spectrum shows a redistribution into a  $2\Delta_0$  pair breaking peak upon entering the superconducting state ( $2\Delta_0 \sim 520 \text{ cm}^{-1}$ ). On the other hand, the spectrum in the B<sub>2g</sub> symmetry does not show any superconductivity induced peak. For a d-wave gap, the B<sub>2g</sub> pair breaking peak intensity is expected to be much weaker than the B<sub>1g</sub> one and the peak should be located at a lower frequency, i.e. below  $2\Delta_0$ . As we lower the doping, the response in the B<sub>1g</sub> symmetry displays a dramatic suppression of the pair breaking peak intensity and the normal and superconducting state spectra are virtually identical. The B<sub>1g</sub> spectra displays hardly any temperature dependence in both the normal and the superconducting states suggesting a mostly incoherent response in this symmetry at least up to  $1000 \text{ cm}^{-1}$ . By contrast, the B<sub>2g</sub> spectra show clear superconductivity induced peaks in both underdoped samples. The peaks are located around  $360 \text{ cm}^{-1}$  and  $200 \text{ cm}^{-1}$  for Hg78K and Hg63K respectively and are associated to the opening of the superconducting gap. It is well known that the B<sub>2g</sub> peak height is largely controlled by disorder [10, 15]. This is consistent with the underdoped Hg-1201 samples being more ordered structurally than the optimally doped one. In fact it is remarkable that despite the complete disappearance of any coherent B<sub>1g</sub> superconducting response, the B<sub>2g</sub> response displays a clear coherent superconducting response for both underdoped samples. In FIG. 2 (upper panel), the temperature dependence of the response in the B<sub>2g</sub> is reproduced for the

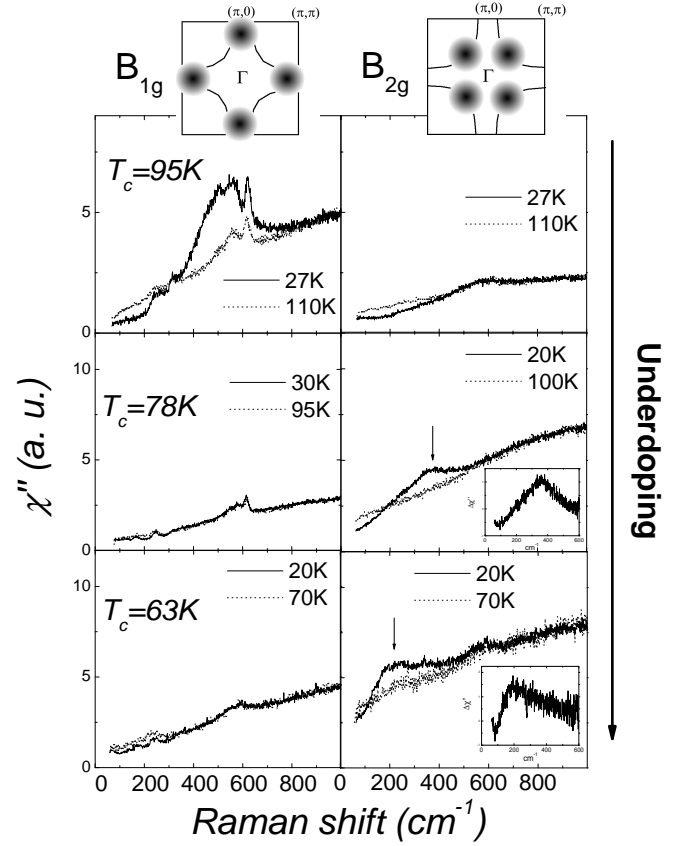


FIG. 1: Raman spectra of Hg-1201 at various doping levels in B<sub>1g</sub> and B<sub>2g</sub> symmetries. Spectra are shown for temperatures below and slightly above  $T_c$ . The regions probed in B<sub>1g</sub> and B<sub>2g</sub> symmetries are displayed on a schematic Fermi surface for hole-doped cuprates in the upper side. Insets show the difference between the superconducting and normal states spectra,  $\Delta\chi''$ , for Hg78K and Hg63K in the B<sub>2g</sub> symmetry.

Hg78K sample for temperatures below 100 K. The pair breaking peak appears immediately below  $T_c$  and its position shows very little variation indicating a very sharp opening of the superconducting gap near the nodes.

In FIG. 2 (lower panel) the B<sub>2g</sub> response of Hg78K is shown at three different temperatures 20 K, 100 K and 300 K. When cooled from 300 K to 100 K, the normal state B<sub>2g</sub> response displays a partial suppression of spectral weight which starts at around  $800 \text{ cm}^{-1}$ . The suppression is only partial because the 300 K and 100 K spectra cross again at about  $130 \text{ cm}^{-1}$  consistently with a metallic-like behavior at low frequency. This fact can be most clearly seen if we replot the data in term of "Raman conductivity"  $\chi''/\omega$  (inset of FIG. 2). The B<sub>2g</sub> Raman conductivity is not fully gapped at low frequency and displays a metallic-like behavior:  $\chi''_{B2g}/\omega(\omega \rightarrow 0)$  increases with decreasing temperature. A similar partial suppression of the B<sub>2g</sub> response at a frequency very close to the one reported here has also been reported in underdoped Y-123 ortho II [10] and was attributed to the

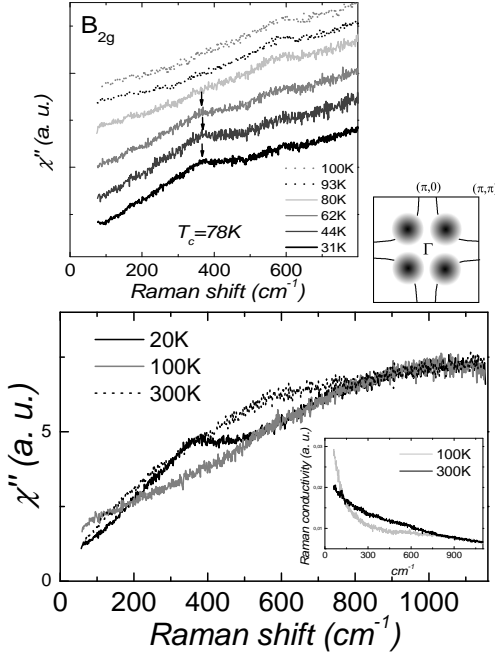


FIG. 2: Upper panel: temperature dependance of the  $B_{2g}$  spectra for Hg78K between 100 K and 31 K. The spectra have been offset by a constant for clarity. The position of the  $B_{2g}$  peak has been marked by arrows. Lower panel:  $B_{2g}$  spectra at 20 K, 100 K and 300 K. In the inset, the Raman conductivity ( $\chi''/\omega$ ) is shown for 300 K and 100 K.

opening of a anisotropic pseudogap. In both cases, Y-123 and Hg-1201, the metallic  $B_{2g}$  response at low frequency indicates that the pseudogap opens away from the nodal directions (i.e. near antinodal directions), leaving parts of the Fermi surface, near the  $(\pi/2, \pi/2)$  point, essentially unaffected. This picture agrees qualitatively with ARPES studies on Bi-2212 and La-214 [2, 16]. Interestingly, the partial suppression persists below  $T_c$  as evidenced by the fact that the spectra at 20 K and 100 K merge slightly above  $500 \text{ cm}^{-1}$ . In other words, the superconducting gap and the suppression coexist below  $T_c$  and, moreover, their associated energies are clearly different: the superconducting pair breaking peak is located at  $360 \text{ cm}^{-1}$  while the pseudogap opens around  $800 \text{ cm}^{-1}$ . Therefore the manifestation of the pseudogap in the  $B_{2g}$  response of Hg-1201 advocates for a non-superconducting origin of the pseudogap.

We now discuss the striking evolution of the  $B_{1g}$  pair breaking peak intensity with doping. The rapid disappearance of the  $B_{1g}$  peak on the underdoped side of the phase diagram has also been reported for La-214, Bi-2212 and Y-123. Like the partial suppression observed in  $B_{2g}$  symmetry, it was attributed to the presence of a pseudogap along the antinodal directions [9]. More precisely, a destruction of the Fermi surface at the antinodal points ("hot spots") was invoked. It is important however to stress that recent ARPES data show

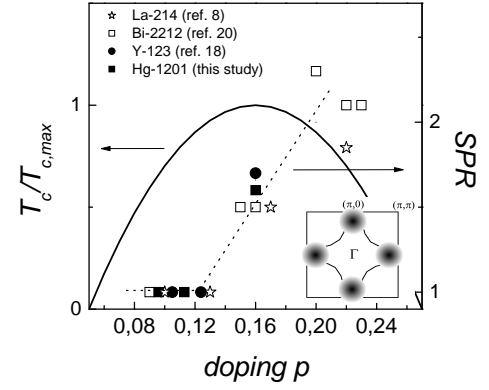


FIG. 3: Summary of the  $B_{1g}$  Superconducting Peak Ratio (SPR) observed by ERS in various cuprates as a function of doping  $p$  [8, 18, 20]. The doping was simply deduced from the ratio  $T_c/T_{c,max}$  assuming  $p_{opt}=0.16$  as in La-214 [19].

clear quasiparticle peaks at these points in the superconducting state of underdoped Bi(Pb)-2212, in apparent contradiction with Raman data on underdoped cuprates [17]. To quantify the suppression of the pair breaking peak intensity as we lower the doping, we have calculated the Superconducting Peak Ratio (SPR) defined as  $SPR = \chi''_S(\omega = 2\Delta_0)/\chi''_N(\omega = 2\Delta_0)$  where  $\chi''_S$  and  $\chi''_N$  are the Raman responses in the superconducting and normal states respectively. In FIG. 3 this ratio is plotted as a function of doping for various cuprates. The suppression is clearly a generic property of the hole-doped cuprates. In fact, the evolution of the SPR as a function of doping is strikingly similar to the evolution of the condensation energy and the c-axis superfluid density in various cuprates [6, 21]. FIG. 3 suggests that the pseudogap results from interactions which progressively destroy the superconducting response near the antinodal directions (hot spots) and leave the nodal directions (cold spots) unaffected at low energies.

In the following we consider a simple phenomenological model which can account for the absence of any coherent superconducting response in the  $B_{1g}$  channel of underdoped cuprates. The Raman response is a two particle probe:

$$\chi''_{\gamma\Gamma}(\Omega) = \frac{2}{N} \sum_{\mathbf{k}} \int \frac{d\omega}{\pi} [f(\omega) - f(\omega + \Omega)] \text{Tr}\{\gamma_{\mathbf{k}} \hat{\tau}_3 \hat{G}''(\mathbf{k}, \omega) \hat{\Gamma}_{\mathbf{k}}(\omega, \omega + \Omega) \hat{G}''(\mathbf{k}, \omega + \Omega)\} \quad (1)$$

where  $\hat{G}''$  is the full imaginary part of the Green's function in the superconducting state.  $\gamma$  and  $\hat{\Gamma}$  are the bare and renormalized Raman vertices and  $\hat{\tau}_i$  are the Pauli matrices. If vertex corrections are ignored then  $\hat{\Gamma}_{\mathbf{k}} = \gamma_{\mathbf{k}} \hat{\tau}_3$ . The channel dependant Raman vertex can be written in the form of Brillouin zone harmonics and takes the form:  $b_1[\cos k_x a - \cos k_y a]$  and  $b_2 \sin k_x a \sin k_y a$  for the  $B_{1g}$  and  $B_{2g}$  symmetries respectively. In the effective mass

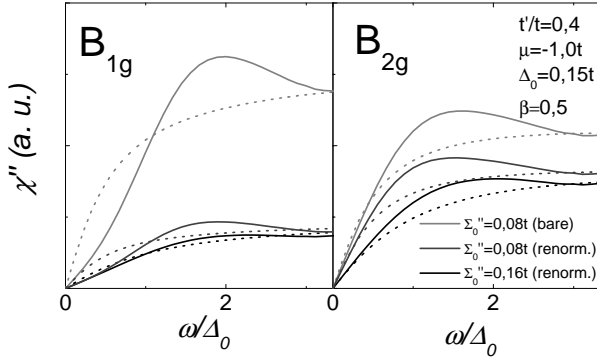


FIG. 4: Calculated spectra in the  $B_{1g}$  and  $B_{2g}$  symmetries in the normal and superconducting states (dotted and full lines respectively). A  $d$ -wave gap has been assumed:  $\Delta_{\mathbf{k}} = \Delta_0(\cos k_x a - \cos k_y a)$ . The normal state spectra were obtained by setting  $\Delta_{\mathbf{k}}=0$ . The corrected spectra are calculated using the renormalized vertex  $\hat{\Gamma}_{\mathbf{k}}$  (see text) and two values for the scattering rate  $\Sigma''$ . The frequency dependance of the scattering rate was taken of marginal Fermi liquid-like form:  $\Sigma''(\omega) = \Sigma_0'' + \alpha\omega$  with  $\alpha = 1$ . The scattering rate was introduced in the Green functions through the renormalized frequency  $\tilde{\omega} = \omega - \Sigma''(\omega)$ .

approximation for the Raman vertex, the coefficients  $b_1$  and  $b_2$  are proportional to the nearest and next-nearest-neighbour hopping integrals  $t$  and  $t'$  respectively. In this framework, the Raman response can be calculated from the knowledge of single particle properties such as the self-energy  $\hat{\Sigma}_{\mathbf{k}}$  and the superconducting gap  $\Delta_{\mathbf{k}}$ . Expression (1) has been used extensively to fit Raman spectra in optimally doped cuprates and good agreement with a  $d$ -wave gap is generally obtained. However the situation in the underdoped cuprates does not fit this simple picture since no pair breaking peak is observed in the  $B_{1g}$  symmetry. Moreover the single particle properties deduced from ARPES are not strongly doping dependant and the spectral functions in the superconducting state show a smoother evolution when going from the overdoped to the underdoped regime [17]. It appears therefore that the rapid decrease of the superconducting response in the  $B_{1g}$  symmetry in the underdoped regime cannot be accounted by single particle properties alone. Thus, in the following, we consider the effect of two-particle vertex renormalizations to  $\hat{\Gamma}_{\mathbf{k}}$ . The renormalized vertex  $\hat{\Gamma}_{\mathbf{k}}$  may be calculated in a number of contexts corresponding to various competing phases. Due to the topology of the Fermi surface in hole doped cuprates, it can be shown that, while the  $B_{2g}$  vertex amplitude is only mildly affected by charge suppressing fluctuations centered around  $(\pi, \pi)$ , the  $B_{1g}$  vertex is strongly suppressed [22]. These fluctuations may be related to anti-ferromagnetic (AF) order but various competing phases having the same ordering wave vector  $(\pi, \pi)$ , like the  $d$ -density wave phase [4], are expected to induce a similar suppression [22]. The effect of these fluctuations on the

Raman vertex can be modelled by taking the following phenomenological form for the renormalized Raman vertex:  $\hat{\Gamma}_{\mathbf{k}} = \gamma_{\mathbf{k}} \hat{\tau}_3 \exp(-\beta(\cos k_x a - \cos k_y a)^2)$  where  $\beta$  is a dimensionless parameter which, in this framework, depends on the strength of the coupling between quasiparticles and the charge suppressing fluctuations. For simplicity we have ignored the frequency dependance of the renormalized vertex. The calculated responses for both channels, with and without vertex corrections, in the normal and superconducting states, are shown in FIG. 4. Contrary to the  $B_{2g}$  response, the renormalized  $B_{1g}$  response is strongly suppressed and the  $2\Delta_0$  pair breaking peak becomes hardly detectable. The theoretical spectra are qualitatively consistent with the experimental data in underdoped cuprates and underline the crucial role of vertex corrections on the channel dependant Raman response. While two-particle vertex corrections naturally explain the loss of superconducting response in the  $B_{1g}$  spectra of underdoped cuprates, it remains however to be seen if they can also explain the partial suppression of the  $B_{2g}$  response. We have shown that both manifestations of the pseudogap hints towards a non-superconducting origin of the pseudogap, their exact relationship remains a topic for further theoretical and experimental studies.

We wish to acknowledge helpful discussions with E. Ya. Sherman and P. Bourges, and technical support by A. Forget.

- 
- [1] V. J. Emery and S. A. Kivelson, *Nature* **374**, 434 (1995).
  - [2] H. Ding et al., *Nature* **382**, 51 (1996).
  - [3] D. Pines, *Physica C* **282-287**, 273 (1997).
  - [4] S. Chakravarty, R. B. Laughlin, D. K. Morr and C. Nayak, *Phys. Rev. B* **63**, 094503 (2001).
  - [5] C. M. Varma, *Phys. Rev. Lett.* **83**, 3538 (1999).
  - [6] J. L. Tallon and J. W. Loram, *Physica C* **349**, 53 (2001).
  - [7] S. Sachdev, *Science* **288**, 475 (2000).
  - [8] J. G. Naeni et al., *Phys. Rev. B* **59**, 9642 (1999).
  - [9] X. K. Chen et al., *Phys. Rev. B* **56**, R513 (1997).
  - [10] R. Nemeschek et al., *Phys. Rev. Lett.* **78**, 4837 (1997).
  - [11] G. Blumberg et al., *Science*, **278**, 1427 (1997).
  - [12] A. Bertinotti et al. in *Studies of High  $T_c$  Superconductors*, edited by Narlikar (Nova Science, New York, 1997), D. Colson et al. (to be published).
  - [13] A. Sacuto, D. Colson, A. Forget and J. Cayssol, *Physica C* **341**, 2253 (2000).
  - [14] Y. Gallais, A. Sacuto and D. Colson, *cond-mat/0311579*, to appear in *Physica C*.
  - [15] T. P. Devereaux, *Phys. Rev. Lett.*, **74**, 4313 (1995).
  - [16] T. Yoshida et al., *Phys. Rev. Lett.* **91**, 027001 (2003).
  - [17] T. K. Kim et al., *Phys. Rev. Lett.* **91**, 167002 (2003).
  - [18] Y. Gallais et al. to be published.
  - [19] M. R. Presland, J. L. Tallon, R. S. Liu and N. E. Flower, *Physica C*, **176**, 95 (1991).
  - [20] F. Venturini et al., *J. Phys. Chem. Sol.* **63**, 2345 (2002).
  - [21] C. Panagopoulos et al., *Phys. Rev. B* **67**, 220502 (2003).
  - [22] T. P. Devereaux and A. P. Kampf, *Phys. Rev. B* **59**, 6411 (1999); T. P. Devereaux and A. V. Chubukov, private

communication.