

# Time-dependent resonant tunneling for a parallel-coupled double quantum dots

Bing Dong<sup>1,2</sup>, Ivana Djuric<sup>1</sup>, H. L. Cui<sup>1,3</sup>, and X. L. Lei<sup>2</sup>

<sup>1</sup>*Department of Physics and Engineering Physics,*

*Stevens Institute of Technology, Hoboken, New Jersey 07030*

<sup>2</sup>*Department of Physics, Shanghai Jiaotong University, 1954 Huashan Road, Shanghai 200030, China*

<sup>3</sup>*School of Optoelectronics Information Science and Technology, Yantai University, Yantai, Shandong, China*

We derive the quantum rate equations for an Aharonov-Bohm interferometer with two vertically coupled quantum dots embedded in each of two arms by means of the nonequilibrium Green's function in the sequential tunneling regime. Basing on these equations, we investigate time-dependent resonant tunneling under a small amplitude irradiation and find that the resonant photon-assisted tunneling peaks in photocurrent demonstrate a combination behavior of Fano and Lorentzian resonances due to the interference effect between the two pathways in this parallel configuration, which is controllable by threading the magnetic flux inside this device.

PACS numbers: 73.21.La, 73.23.-b, 73.23.Hk, 85.35.Ds

## I. INTRODUCTION

The investigation of quantum coherence in mesoscopic systems has been the subject of considerable interest in the solid state physics during the last years. In the interference experiments with a quantum dot (QD) embedded in one arm of the Aharonov-Bohm (AB) ring, the tunneling through a QD was proved to be coherent by detecting the flux-periodic current oscillations.<sup>1</sup> More recently, Holleitner *et al.* extended this idea to measure the AB oscillations of the mesoscopic ring containing two coupled QDs inserted in each of the two arms.<sup>2</sup> Furthermore, this parallel-coupled QDs structure has been investigated in the Kondo regime, and an observation of the transition between different quantum states has been reported.<sup>3,4</sup> Clearly, the possibility to manipulate each of the QDs separately and the application of the magnetic flux provide more controllable parameters for designing the transport properties. This has been discussed by several theoretical works for the stationary transport by nonequilibrium Green's function (GF).<sup>5,6,7,8,9</sup>

On the other hand, time-dependent tunneling through coupled QDs in series has received large attention both theoretically and experimentally. A theoretical study of the photon-assisted tunneling (PAT) in double QDs given by Stoof and Nazarov<sup>10</sup> and Hazelzet *et al.*<sup>11</sup>, based on the quantum rate equation approach, predicted that the photoresponse of the system exhibits satellite resonance peaks due to PAT processes which involved the emission or absorption of one photon to match the energy difference between the discrete states of the two QDs. W. G. van der Wiel *et al.*<sup>12</sup> measured the PAT current through weakly coupled QDs and discovered clearly the predicted extra resonance peaks under irradiation of microwave. Motivated by this perfect match between the theory and experiments, we intended, in this paper, to study the PAT in the parallel-coupled QDs by the quantum rate equations approach. In this configuration, the additional bridges between the QDs and leads allow the electron wavefunction propagating along different pathways, then lead to the interference effect between them, which is dis-

played by the fundamental AB oscillation in the presence of a magnetic field. Therefore, the central point of our study is to explore how the interference influences the photoresponse of the parallel-coupled QDs.

The rest of the paper is organized as follows. First, in the following section, we establish the quantum rate equations for this system in the presence of a magnetic field by employing the nonequilibrium Green's function.<sup>13,14</sup> Then in the section III, we calculate the current as a function of magnetic fluxes, and study the quantum dynamics of this system. The spectrum investigation in Ref.9 pointed out that increasing strength of the additional bridges causes the total localization of the antibonding state due to the perfect destructive interference, and as a consequence the transport characteristic of the device reduces approximately to a single QD. In this paper we restrict our interest to the regime where there are two distinctly resolved peaks in the density of states spectra and both of the bonding and antibonding states can contribute to transport. Our numerical results show that the current in this regime still keeps the oscillation behavior with magnetic flux but the period changes from  $2\pi$  to  $4\pi$  due to the interdot coupling. The temporal investigation of the electron occupation probabilities in the two QDs shows that the conventional oscillation behavior in a two-level system can be destroyed by the additional bridges connecting the two QDs and two leads, and it can be recovered by applying a nonzero magnetic flux. Also in this section we study in detail the photoresponse of the system subject to a small irradiation and predict novel enclosed magnetic flux-controlled photon-assisted peaks in tunneling current, which can be attributed to the interference between the two pathways electrons going through in this system. Finally, a summary is given in Section IV.

## II. MODEL AND FORMULATION

We consider the parallel-coupled interacting QDs interferometer connected to two normal leads as depicted in

Fig. 1. Only one bare energy level in each dot is involved in transport. The intradot electron-electron Coulomb interactions are assumed to be infinite but the interdot interaction  $U$  is finite. Namely, the state of two electrons occupied in the same QD is forbidden but two electrons dwelling in different QDs is permitted.

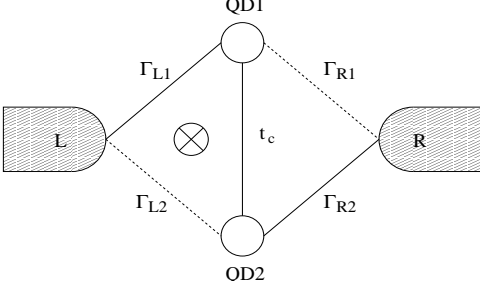


FIG. 1: Parallel-coupled quantum dots Aharonov-Bohm interferometer.

For the sake of simplicity, we abandon the spin because transport through this system is spin independent. Therefore, the available states and the corresponding energies for the interferometer with two embedded QDs are: (1) the whole system is empty,  $|0\rangle_1|0\rangle_2$ , and the energy is zero; (2) the first QD is singly occupied,  $|1\rangle_1|0\rangle_2$ , and the energy is  $\epsilon_1$ ; (3) the second QD is singly occupied,  $|0\rangle_1|1\rangle_2$ , and the energy is  $\epsilon_2$ ; (4) both of the QDs are singly occupied,  $|1\rangle_1|1\rangle_2$ , and the energy is  $\epsilon_1 + \epsilon_2 + U$ . We assign these Dirac brackets as operators: the slave-boson operators  $e^\dagger = |0\rangle_1|0\rangle_2$ ,  $d^\dagger = |1\rangle_1|1\rangle_2$  and the pseudo-fermion operators  $f_1^\dagger = |1\rangle_1|0\rangle_2$ ,  $f_2^\dagger = |0\rangle_1|1\rangle_2$ . And obviously the explicit (anti)commutators of these auxiliary particles are:<sup>13</sup>

$$ee^\dagger = 1, \quad dd^\dagger = 1, \quad f_i f_j^\dagger = \delta_{ij},$$

$$ed^\dagger = ef_j^\dagger = f_j e^\dagger = f_j d^\dagger = de^\dagger = df_j^\dagger = 0, \quad (1)$$

in association with the completeness relation

$$e^\dagger e + d^\dagger d + f_1^\dagger f_1 + f_2^\dagger f_2 = 1. \quad (2)$$

The density matrix elements are expressed as  $\rho_{00} = |0\rangle_1|0\rangle_2\langle 0|_1\langle 0|_2 = e^\dagger e$ ,  $\rho_{11} = |1\rangle_1|0\rangle_2\langle 0|_1\langle 1|_1 = f_1^\dagger f_1$ ,  $\rho_{22} = |0\rangle_1|1\rangle_2\langle 1|_1\langle 0|_2 = f_2^\dagger f_2$ ,  $\rho_{dd} = |1\rangle_1|1\rangle_2\langle 1|_1\langle 1|_2 = d^\dagger d$ , and  $\rho_{12} = |0\rangle_1|1\rangle_2\langle 0|_1\langle 1|_2 = f_2^\dagger f_1$ . In terms of these slave particles operators, the Hamiltonian for this system can be written as

$$\begin{aligned} H = & \sum_{\eta,k} \epsilon_{\eta k} c_{\eta k}^\dagger c_{\eta k} + \epsilon_1 f_1^\dagger f_1 + \epsilon_2 f_2^\dagger f_2 \\ & + t_c (f_1^\dagger f_2 + f_2^\dagger f_1) + (2\epsilon_d + U) d^\dagger d \\ & + \sum_k [V_{L1} e^{i\varphi/4} c_{Lk}^\dagger (e^\dagger f_1 + f_2^\dagger d) + \text{H.c.}] \\ & + \sum_k [V_{L2} e^{-i\varphi/4} c_{Lk}^\dagger (e^\dagger f_2 + f_1^\dagger d) + \text{H.c.}] \\ & + \sum_k [V_{R1} e^{-i\varphi/4} c_{Rk}^\dagger (e^\dagger f_1 + f_2^\dagger d) + \text{H.c.}] \\ & + \sum_k [V_{R2} e^{i\varphi/4} c_{Rk}^\dagger (e^\dagger f_2 + f_1^\dagger d) + \text{H.c.}], \quad (3) \end{aligned}$$

where  $c_{\eta k}^\dagger$  ( $c_{\eta k}$ ) are the creation (annihilation) operators for electrons with moment  $k$ , and energy  $\epsilon_{\eta k}$  in the lead  $\eta$  ( $\eta = L, R$ ).  $V_{\eta j}$  denotes the hopping matrix element between the dot and the lead and  $\varphi \equiv 2\pi\Phi/\Phi_0$  accounts for the enclosed magnetic flux inside the AB interferometer ( $\Phi_0 = h/e$  is the flux quantum).  $t_c$  is the interdot hopping coupling.

We evaluate the statistical expectations of the rate of change of the density matrix elements  $\rho_{ij}$  with the Hamiltonian (3) and modified quantization Eq. (1). After tedious but straightforward calculations, we obtain

$$\dot{\rho}_{00} = \langle i[H, e^\dagger e] \rangle = \frac{1}{2\pi} \sum_k \{ [\mathbf{V}_e^\dagger \mathbf{G}_{k,e}^<(t,t)]_{11} - [\mathbf{G}_{e,k}^<(t,t) \mathbf{V}_e]_{11} + [\mathbf{V}_e^\dagger \mathbf{G}_{k,e}^<(t,t)]_{22} - [\mathbf{G}_{e,k}^<(t,t) \mathbf{V}_e]_{22} \}, \quad (4)$$

$$\begin{aligned} \dot{\rho}_{ii} = \langle i[H, f_i^\dagger f_i] \rangle = & \frac{1}{2\pi} \sum_k \{ [\mathbf{G}_{e,k}^<(t,t) \mathbf{V}_e]_{ii} - [\mathbf{V}_e^\dagger \mathbf{G}_{k,e}^<(t,t)]_{ii} + [\mathbf{V}_d^\dagger \mathbf{G}_{k,d}^<(t,t)]_{ii} - [\mathbf{G}_{d,k}^<(t,t) \mathbf{V}_d]_{ii} \} \\ & + it_c (\rho_{i\bar{i}} - \rho_{\bar{i}i}), \quad (5) \end{aligned}$$

$$\dot{\rho}_{dd} = \langle i[H, d^\dagger d] \rangle = \frac{1}{2\pi} \sum_k \{ [\mathbf{G}_{d,k}^<(t,t) \mathbf{V}_d]_{11} - [\mathbf{V}_d^\dagger \mathbf{G}_{k,d}^<(t,t)]_{11} + [\mathbf{G}_{d,k}^<(t,t) \mathbf{V}_d]_{22} - [\mathbf{V}_d^\dagger \mathbf{G}_{k,d}^<(t,t)]_{22} \}, \quad (6)$$

$$\begin{aligned} \dot{\rho}_{12} = \langle i[H, f_2^\dagger f_1] \rangle = & \frac{1}{2\pi} \sum_k \{ [\mathbf{G}_{e,k}^<(t,t) \mathbf{V}_e]_{12} - [\mathbf{V}_e^\dagger \mathbf{G}_{k,e}^<(t,t)]_{12} + [\mathbf{V}_d^\dagger \mathbf{G}_{k,d}^<(t,t)]_{21} - [\mathbf{G}_{d,k}^<(t,t) \mathbf{V}_d]_{21} \} \\ & + i(\epsilon_2 - \epsilon_1) \rho_{12} + it_c (\rho_{11} - \rho_{22}), \quad (7) \end{aligned}$$

where the statistical expectations involve the Fourier transformations of the time-diagonal parts of the matrix correlation functions in  $2 \times 2$  space  $[\mathbf{G}_{e,k}^<(t,t')]_{ij} \equiv$

$i \langle c_{jk}^\dagger(t') e^\dagger(t) f_i(t) \rangle$ ,  $[\mathbf{G}_{d,k}^<(t,t')]_{ij} \equiv i \langle c_{jk}^\dagger(t') f_i^\dagger(t) d(t) \rangle$ ,  $[\mathbf{G}_{k,e}^<(t,t')]_{ij} \equiv i \langle f_j^\dagger(t') e^\dagger(t) c_{ik}(t) \rangle$ , and  $[\mathbf{G}_{k,d}^<(t,t')]_{ij} \equiv$

$i\langle d^\dagger(t')f_j(t')c_{ik}(t)\rangle$ . With the help of the Langreth analytic continuation rules,<sup>15</sup> we can relate these hybrid Green's functions to the dressed Green's functions of the central region:

$$\begin{aligned}\mathbf{G}_{k,e/d}^<(t,t') &= \int dt_1 [\mathbf{g}_k^r(t,t_1)\mathbf{V}_{e/d}\mathbf{G}_{e/d}^<(t_1,t') \\ &\quad + \mathbf{g}_k^<(t,t_1)\mathbf{V}_{e/d}\mathbf{G}_{e/d}^a(t_1,t')], \\ \mathbf{G}_{e/d,k}^<(t,t') &= \int dt_1 [\mathbf{G}_{e/d}^r(t,t_1)\mathbf{V}_{e/d}^\dagger\mathbf{g}_k^<(t_1,t') \\ &\quad + \mathbf{G}_{e/d}^<(t,t_1)\mathbf{V}_{e/d}^\dagger\mathbf{g}_k^a(t_1,t')],\end{aligned}\quad (8)$$

where  $\mathbf{V}_e$  and  $\mathbf{V}_d$  are two  $2 \times 2$  matrixs of the hopping elements defined by

$$\begin{aligned}\mathbf{V}_e &= \begin{pmatrix} V_{L1}e^{i\varphi/4} & V_{L2}e^{-i\varphi/4} \\ V_{R1}e^{-i\varphi/4} & V_{R2}e^{i\varphi/4} \end{pmatrix}, \\ \mathbf{V}_d &= \begin{pmatrix} V_{L2}e^{-i\varphi/4} & V_{L1}e^{i\varphi/4} \\ V_{R2}e^{i\varphi/4} & V_{R1}e^{-i\varphi/4} \end{pmatrix},\end{aligned}\quad (9)$$

and  $[\mathbf{g}_k^{r,a,<,>}(t,t')]_{ij} = \delta_{ij}g_{ik}^{r,a,<,>}(t,t')$  are the exact Green's functions of the  $i$ th lead without coupling to the device. These retarded (advanced) and lesser (greater) GFs for the central region are defined as:  $G_{oij}^{r(a)}(t,t') \equiv \pm i\theta(\pm t \mp t')\langle\{O_i(t), O_j^\dagger(t')\}\rangle$ ,  $G_{oij}^<(t,t') \equiv i\langle O_j^\dagger(t')O_i(t)\rangle$  and  $G_{oij}^>(t,t') \equiv -i\langle O_i(t)O_j^\dagger(t')\rangle$  with  $O_j = e^\dagger f_j$  if  $o = e$  and  $O_j = f_j^\dagger d$  if  $o = d$ .

In the following derivation we perform a ‘‘gradient expansion’’ of Eq. (8), which is first introduced by Davies *et al.* to get the rate equation for resonant tunneling in the sequential regime.<sup>16</sup> First define center-of-mass and relative times by  $T = (t + t')/2$  and  $\bar{t} = (t - t')/2$ . Then we assume that functions vary rapidly in the relative time  $\bar{t}$  but only slowly in the center-of-mass time  $T$ . Finally, we take a Fourier transform from  $\bar{t}$  to  $\omega$ , and the GFs  $G(t,t')$  in Eq. (8) becomes  $G(\omega, T)$ . According to Ref. 16, the lowest-order gradient expansion is a good approximation for sequential resonant tunneling. Therefore, we just remain the first term in the gradient expansion of the GFs  $G(\omega, T)$  in Eq. (8) and substitute these GFs and the hopping matrixs  $\mathbf{V}_{e/d}$  into Eqs. (4)-(7). It is noted that the equal time in Eqs. (4)-(7) means  $\bar{t} = 0$  or an integral over all  $\omega$ . Under the weak coupling (dot-lead tunneling and interdot hopping) assumption and slowly varying in time  $T$ , the GFs in the isolated two QDs system can be expressed in terms of spectrum representation.<sup>13,14</sup> Inserting these GFs into the Fourier forms of Eqs. (8), we then obtain the final quantum rate equations in the sequential tunneling regime. Because our interesting is focused on studying quantum dynamics and photo response of this interferometer at zero temperature and large bias voltage, we will not intend to give the general expressions but the interesting readers could refer to our recent paper Ref. 14. Finally, at zero temperature and large bias voltage, the quantum rate equations are written as:

$$\dot{\rho}_{00} = \Gamma_{R1}\rho_{11} + \Gamma_{R2}\rho_{22} - (\Gamma_{L1} + \Gamma_{L2})\rho_{00}$$

$$+ [\Gamma_{R12}e^{-i\varphi/2}\rho_{12} + \text{H.c.}],\quad (10)$$

$$\begin{aligned}\dot{\rho}_{11} &= \Gamma_{L1}\rho_{00} + \tilde{\Gamma}_{R2}\rho_{dd} - (\Gamma_{R1} + \tilde{\Gamma}_{L2})\rho_{11} + it_c(\rho_{12} - \rho_{21}) \\ &\quad - [\frac{1}{2}(\Gamma_{R12}e^{-i\varphi/2} + \tilde{\Gamma}_{L12}e^{i\varphi/2})\rho_{12} + \text{H.c.}],\end{aligned}\quad (11)$$

$$\begin{aligned}\dot{\rho}_{22} &= \Gamma_{L2}\rho_{00} + \tilde{\Gamma}_{R1}\rho_{dd} - (\Gamma_{R2} + \tilde{\Gamma}_{L1})\rho_{22} + it_c(\rho_{21} - \rho_{12}) \\ &\quad - [\frac{1}{2}(\Gamma_{R12}e^{-i\varphi/2} + \tilde{\Gamma}_{L12}e^{i\varphi/2})\rho_{12} + \text{H.c.}],\end{aligned}\quad (12)$$

$$\begin{aligned}\dot{\rho}_{dd} &= \tilde{\Gamma}_{L2}\rho_{11} + \tilde{\Gamma}_{L1}\rho_{22} - (\tilde{\Gamma}_{R1} + \tilde{\Gamma}_{R2})\rho_{dd} \\ &\quad + [\tilde{\Gamma}_{L12}e^{i\varphi/2}\rho_{12} + \text{H.c.}],\end{aligned}\quad (13)$$

$$\begin{aligned}\dot{\rho}_{12} &= i(\epsilon_2 - \epsilon_1)\rho_{12} + it_c(\rho_{11} - \rho_{22}) + \Gamma_{L12}e^{-i\varphi/2}\rho_{00} \\ &\quad + \tilde{\Gamma}_{R12}e^{i\varphi/2}\rho_{dd} - \frac{1}{2}(\Gamma_{R1} + \Gamma_{R2} + \tilde{\Gamma}_{L1} + \tilde{\Gamma}_{L2})\rho_{12} \\ &\quad - \frac{1}{2}(\Gamma_{R12}e^{i\varphi/2} + \tilde{\Gamma}_{L12}e^{-i\varphi/2})(\rho_{11} + \rho_{22}),\end{aligned}\quad (14)$$

along with the normalization relation  $\rho_{00} + \rho_{11} + \rho_{22} + \rho_{dd} = 1$  and  $\rho_{21} = \rho_{12}^*$ , with the definitions  $\Gamma_{\eta i} = 2\pi \sum_k |V_{\eta i}|^2 \delta(\omega - \epsilon_{\eta k})$  denoting the strength of coupling between the  $i$ th QD level and the lead  $\eta$ . Namely,  $\Gamma_{Li}$  ( $\Gamma_{Ri}$ ) here describes the tunneling rate of electrons in to (out from) the  $i$ th QD when the other QD is empty. On the contrary,  $\tilde{\Gamma}_{Li}$  ( $\tilde{\Gamma}_{Ri}$ ) describes the tunneling rate of electrons in to (out from) the  $i$ th QDs, when the other QD is already occupied by an electron, revealing the modification of the corresponding rates due to the Coulomb repulsion between the two QDs. The interference in tunneling events through the different pathways are explicitly described by  $\Gamma_{\eta ij}$  and  $\tilde{\Gamma}_{\eta ij}$  for the singly-occupied channel and doubly-occupied channel, respectively, with the definitions  $\Gamma_{\eta ij} = 2\pi \sum_k V_{\eta i} V_{\eta j} \delta(\omega - \epsilon_{\eta k})$ . These tunneling parameters are taken as constant under the wide band limit. In addition, the contribution of two leads is indeed negative to the nondiagonal density matrix element's dynamic equation, leading to damping of the quantum superposition. It is obvious that these damping terms are different from the seirs-coupled QDs.<sup>10,11,19</sup>

Actually, the similar equations have already been developed for this system by using other schemes.<sup>17,18</sup> Jiang and co-workers<sup>17</sup> applied the Gurvitz's wavefunction method<sup>19</sup> to derive the modified rate equations and studied the temporary dynamics. However, it should be noted that their equations are different from ours for the nondiagonal density matrix element Eq. (14). Marquardt and Bruder<sup>18</sup> started from the von Neumann equation of the reduced density matrix and obtained the rate equations at a finite temperature. They studied the dephasing in sequential tunneling due to electron-phonon interaction for the similar device without interdot hopping. Their equations at zero temperature coincide with ours in absence of the interdot hopping.

The particle current  $I_\eta$  flowing from the lead  $\eta$  to the interferometer can be evaluated from the rate of change of the electron number operator  $N_\eta(t) = \sum_k c_{\eta k}^\dagger(t)c_{\eta k}(t)$

of the lead  $\eta$ :<sup>20</sup>

$$I_\eta(t) = -\frac{e}{\hbar} \left\langle \frac{dN_\eta}{dt} \right\rangle = -i \frac{e}{\hbar} \left\langle \left[ H, \sum_k c_{\eta k}^\dagger(t) c_{\eta k}(t) \right] \right\rangle. \quad (15)$$

Ultimately, the current  $I_{L/R}$  can be expressed in terms of the GFs:

$$I_{L/R} = ie \int \frac{d\omega}{2\pi} \sum_k \left\{ \mathbf{G}_{k,e}^<(\omega) \mathbf{V}_e^\dagger - \mathbf{V}_e \mathbf{G}_{e,k}^<(\omega) + \mathbf{G}_{k,d}^<(\omega) \mathbf{V}_d^\dagger - \mathbf{V}_d \mathbf{G}_{d,k}^<(\omega) \right\}_{11/22}. \quad (16)$$

Under the weak coupling approximation, it becomes

$$I_L/e = -(\Gamma_{L1} + \Gamma_{L2})\rho_{00} - \tilde{\Gamma}_{L2}\rho_{11} - \tilde{\Gamma}_{L1}\rho_{22} - \tilde{\Gamma}_{L12}(e^{i\varphi/2}\rho_{12} + e^{-i\varphi/2}\rho_{21}). \quad (17)$$

The final term in the above expression comes from the contribution of the interference between the upper lower pathways.

### III. CALCULATIONS AND DISCUSSIONS

#### A. Dc current and Quantum dynamics

In this section, we first calculate the current through the parallel-coupled QDs in the presence of magnetic field and then study the quantum dynamical behavior of this system. The density of states and linear conductance of this system without the Coulomb interaction have been explored in detail in absence of the magnetic flux literature.<sup>8,9</sup> It is found that when the system changes from a configuration in series to a completely symmetrical parallel geometry, the tunneling through the bonding state is totally suppressed due to the presence of destructive quantum interference between the different pathways through the system.<sup>9</sup> With this point of view, we limit our investigation on the case of an asymmetric parallel configuration to guarantee that both the bonding and antibonding states have contribution to transport, in order to demonstrate the effect of interference on the photoresponse clearly. Here we assume the tunneling rates  $\Gamma_{L1} = \Gamma_{R2} = \tilde{\Gamma}_{L1} = \tilde{\Gamma}_{R2} = \Gamma = 0.2$ ,  $\Gamma_{L2} = \Gamma_{R1} = \tilde{\Gamma}_{L2} = \tilde{\Gamma}_{R1} = \Gamma' \leq 0.3\Gamma$ . And we assume  $\Gamma_{L12} = \Gamma_{R12} = \sqrt{\Gamma\Gamma'}$ .

Figure 2 displays the stationary current calculated from Eq. (17) as a function of the renormalized magnetic flux  $\varphi$  for different interdot couplings under the condition  $\Gamma' = 0.1\Gamma$ . It is clear that in the absence of the interdot coupling  $t_c = 0$ , the current  $I$  exhibits periodic oscillation with a period of  $2\pi$ . The current peaks appear at the phases of  $(2n+1)\pi$  ( $n$  is an integer number), the current nearly vanishes at the phases of  $2n\pi$ . This is the main feature of the conventional AB effect. However, when the interdot coupling turns on, the periodicity of the AB oscillation becomes  $4\pi$ . In the new AB oscillation pattern, the first current peak also locates at the p

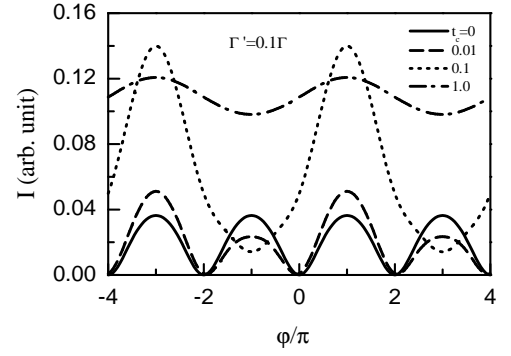


FIG. 2: The calculated stationary current  $I$  as a function of the magnetic flux  $\varphi$  for different interdot coupling  $t = 0, 0.01, 0.1$ , and  $1$  with  $\Gamma = 0.2$  and  $\Gamma' = 0.1\Gamma$ .

of  $\pi$ . But the positions of the current valleys move from

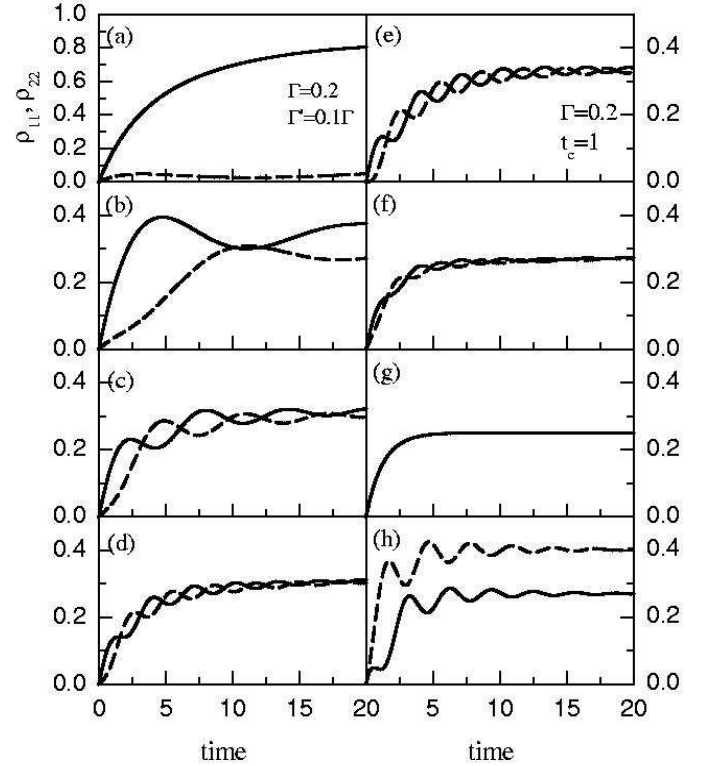


FIG. 3: The calculated time evolutions of the electron-occupation probabilities in the two QDs  $\rho_{11}$  (solid lines) and  $\rho_{22}$  (dashed lines). (a)-(d): Different interdot couplings  $t_c = 0, 0.01, 0.1$ , and  $1$  with  $\Gamma'/\Gamma = 0.1$ ; (e)-(g): Different ratios of the two tunneling rates  $\Gamma'/\Gamma = 0, 0.5$ , and  $1$  with  $t_c = 1$ ; (h):  $\Gamma'/\Gamma = 1$  and  $\varphi = \pi$ . The time unit is  $1/5\Gamma$ .

We then study the quantum dynamical behavior of the system. In calculation, we assume that the system initially occupies the empty state  $\rho_{00} = 1$ . Figure 3 shows

the time evolutions of the electron probability densities  $\rho_{11}$  and  $\rho_{22}$  for the states  $|1\rangle_1|0\rangle_2$  and  $|0\rangle_1|1\rangle_2$ . In the absence of the interdot hopping  $t_c = 0$ , the probability  $\rho_{11}$  is nearly equal to 1, while  $\rho_{22}$  is nearly 0 after a long time, because the higher “injection” rate to the first QD makes electrons occupy this QD, and the higher “escape” rate of the second QD leads to no electrons staying at all [Fig. 3(a)]. When we turn on the interdot hopping  $t_c$ , the probability in the second QD  $\rho_{22}$  is largely enhanced even for very small interdot hopping  $t_c = 0.01$  as depicted in Fig. 3(b). It is also shown that these probabilities display temporal oscillations at small time, meaning that the electron vibrates back and forth between the two QD. And the oscillation period is shortened by raising the interdot hopping  $t_c$ . This is the well-known small- $t$  oscillation behavior in the two-level system:  $\rho_{11} \sim \cos^2(t_c t)$  and  $\rho_{22} \sim \sin^2(t_c t)$ . However, we will find out some new characteristics in this small- $t$  oscillation for the parallel-coupled QDs. As indicated in Fig. 3(d)-(f), the raising tunneling rate of the additional pathway  $\Gamma'$  gradually destroys the oscillations of the two probabilities due to the increasing quantum interference between the additional pathway and the original one. For the equal tunneling rates of the two pathways,  $\rho_{11}$  and  $\rho_{22}$  are of course equal and show no oscillations [Fig. 3(g)]. This is a consequence of perfect destructive quantum interference between the different pathways through the parallel-coupled QDs. Furthermore, it is already known that applying the magnetic field will change the scattering phase shift in every QDs, and then vary the interference patterns. As a result, the totally vanishing small- $t$  oscillations can be recovered to some extent by threading a magnetic flux, which can be observed in Fig. 3(h) for a normalized magnetic flux  $\varphi = \pi$ .

## B. Photoresponse

In this subsection, we study the time-dependent tunneling through the AB interferometer in the nonlinear regimes. We assume that a time-dependent oscillation signal is applied to the two interacting QDs, so that the bare energy detuning becomes time-dependent  $\epsilon_2 - \epsilon_1 = \epsilon_0 + \delta \cos \Omega t$ , where  $\delta$  is the amplitude and  $\Omega$  the frequency of the externally applied signal. In the following, we use the approach developed by Stoof and Nazarov<sup>10</sup> to investigate the limiting case of a slight amplitude,  $\delta \ll \Omega$ ,  $\Gamma_{L/R}$ , the linear photoresponse.

For simplicity, we assume the interdot Coulomb interaction  $U$  is infinite, whereas only one electron can be found inside the system, so  $\rho_{dd} = 0$  and all  $\tilde{\Gamma}$  are equal to 0. The quantum rate equations (11)-(14) simplify to

$$\begin{aligned} \dot{\rho}_{11} &= \Gamma \rho_{00} - \Gamma' \rho_{11} + it_c(\rho_{12} - \rho_{21}) \\ &\quad - \frac{1}{2}[\Gamma_{R12} e^{-i\varphi/2} \rho_{12} + \text{H.c.}], \end{aligned} \quad (18)$$

$$\begin{aligned} \dot{\rho}_{22} &= \Gamma' \rho_{00} - \Gamma \rho_{22} + it_c(\rho_{21} - \rho_{12}) \\ &\quad - \frac{1}{2}[\Gamma_{R12} e^{-i\varphi/2} \rho_{12} + \text{H.c.}], \end{aligned} \quad (19)$$

$$\begin{aligned} \dot{\rho}_{12} &= i(\epsilon_2 - \epsilon_1) \rho_{12} + it_c(\rho_{11} - \rho_{22}) + \Gamma_{L12} e^{-i\varphi/2} \rho_{00} \\ &\quad - \frac{1}{2} \Gamma_{R12} e^{i\varphi/2} (\rho_{11} + \rho_{22}) - \frac{1}{2} (\Gamma' + \Gamma) \rho_{12}, \end{aligned} \quad (20)$$

with  $\rho_{00} + \rho_{11} + \rho_{22} = 1$ . Correspondingly, the stationary current simplifies as:

$$I_L/e = -(\Gamma + \Gamma')(1 - \rho_{11} - \rho_{22}). \quad (21)$$

We rewrite the simplified quantum rate equations in matrix notation:

$$\frac{\partial \boldsymbol{\rho}}{\partial t} = (\boldsymbol{\Gamma} + \mathbf{T} + \boldsymbol{\epsilon}_0 + \boldsymbol{\delta} \cos \Omega t) \boldsymbol{\rho} + \mathbf{c}, \quad (22)$$

where  $\boldsymbol{\rho} = (\rho_{11}, \rho_{22}, \rho_{12}, \rho_{21})^T$ ,  $\mathbf{c} = [\Gamma, \Gamma', \Gamma_{L12} e^{-i\varphi/2}, \Gamma_{L12} e^{i\varphi/2}]^T$ , and  $\boldsymbol{\Gamma}$ ,  $\mathbf{T}$ ,  $\boldsymbol{\epsilon}_0$ , and  $\boldsymbol{\delta}$  are the matrix forms of tunneling rates, hopping between dots, time-independent and time-dependent energy differences corresponding to Eqs. (18)-(20). The stationary solution of these equations without irradiation is expressed as:

$$\boldsymbol{\rho}^{(0)} = -(\boldsymbol{\Gamma} + \mathbf{T} + \boldsymbol{\epsilon}_0)^{-1} \mathbf{c}. \quad (23)$$

Under the condition of small oscillation amplitude, the time-dependent density matrix elements can be expanded as:

$$\boldsymbol{\rho} = \boldsymbol{\rho}^{(0)} + \boldsymbol{\rho}^{(1+)} e^{i\Omega t} + \boldsymbol{\rho}^{(1-)} e^{-i\Omega t} + \boldsymbol{\rho}^{(2)}, \quad (24)$$

where  $\boldsymbol{\rho}^{(1\pm)}$  and  $\boldsymbol{\rho}^{(2)}$  are the positive (negative) frequency part of the first order correction and frequency-independent second order correction to the stationary solution  $\boldsymbol{\rho}^{(0)}$ , respectively. They are proportional to the small amplitude of the oscillating signal  $\delta$ . Substituting the above equation into the time-dependent rate equations and expanding according to the perturbation parameter  $\delta$ , therefore, we obtain

$$\boldsymbol{\rho}^{(1\pm)} = -\frac{1}{2} (\boldsymbol{\Gamma} + \mathbf{T} + \boldsymbol{\epsilon}_0 \mp i\Omega \mathbf{I})^{-1} \boldsymbol{\delta} \boldsymbol{\rho}^{(0)}, \quad (25)$$

$$\boldsymbol{\rho}^{(2)} = -\frac{1}{2} (\boldsymbol{\Gamma} + \mathbf{T} + \boldsymbol{\epsilon}_0)^{-1} \boldsymbol{\delta} (\boldsymbol{\rho}^{(1+)} + \boldsymbol{\rho}^{(1-)}), \quad (26)$$

$\mathbf{I}$  being the unit matrix. The first order correction  $\boldsymbol{\rho}^{(1\pm)}$  provides oscillatory terms and has no contribution to the dc current (time average current) Eq. (21). The remaining lowest order contribution of the oscillating signal to the dc current comes from the second order correction  $\boldsymbol{\rho}^{(2)}$ . It is called photocurrent  $I_{ph}$ :

$$I_{ph} = (\Gamma + \Gamma') [\boldsymbol{\rho}_{11}^{(2)} + \boldsymbol{\rho}_{22}^{(2)}]. \quad (27)$$

In Fig. 4 we plot the calculated photoresponses stationary current as a function of  $\epsilon_0$  and the irradiation frequency  $\Omega$  for a given interdot hopping  $t_c = 1$ . Fig. 4(a) displays the result without the additional pathway  $\Gamma' = 0$ , which is just the coupled QDs in series. So the characteristic of this figure is the same as Fig. 2 in

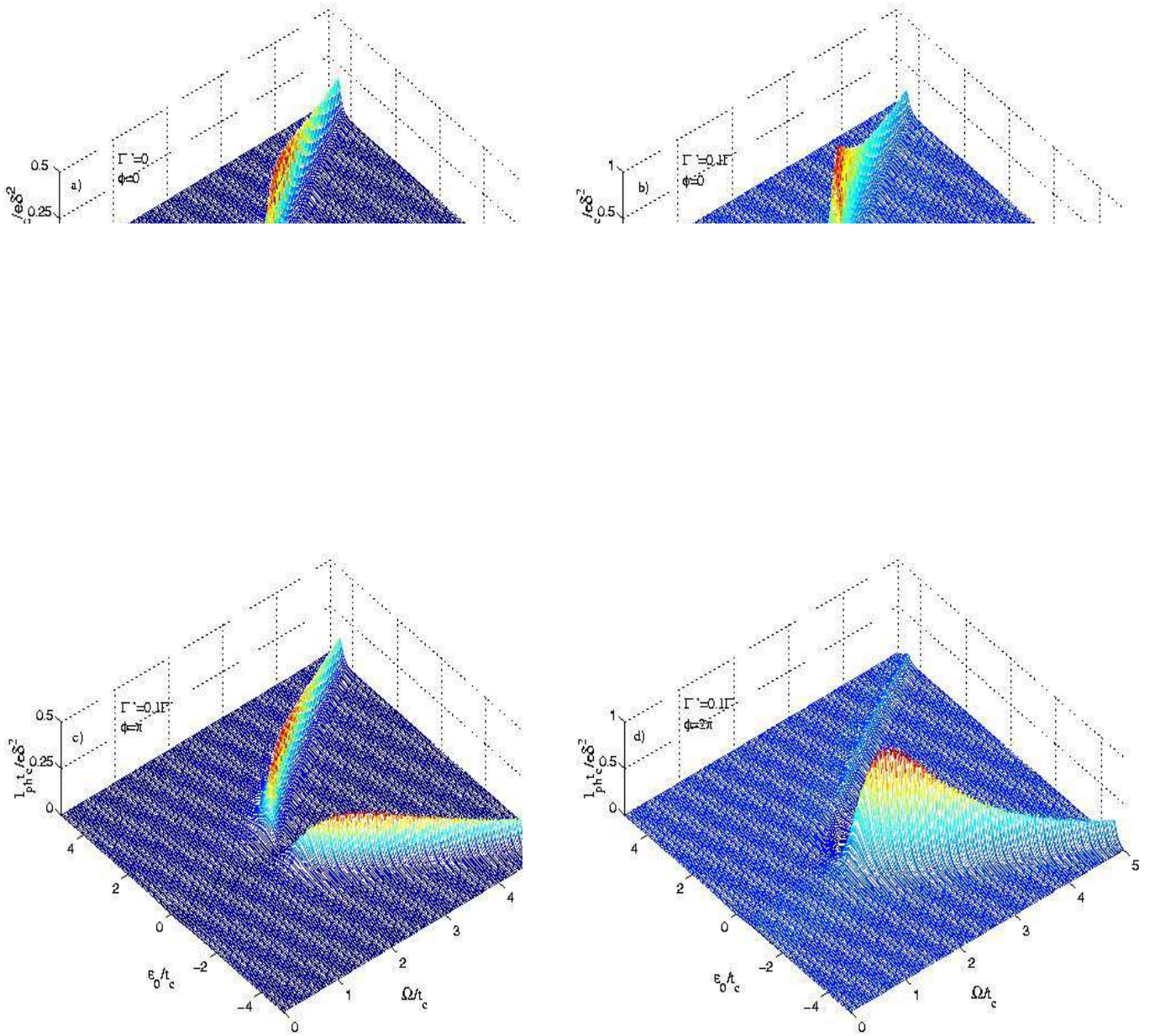


FIG. 4: The normalized photocurrent of the parallel-coupled QDs, as a function of the bare level difference  $\epsilon_0/t_c$  between the two QDs and the frequency  $\Omega/t_c$  of the irradiation. (a): The rate  $\Gamma' = 0$  and the renormalized magnetic flux  $\varphi = 0$ ; (b)-(c):  $\Gamma'/\Gamma = 0.1$ , the magnetic fluxes  $\varphi = 0, \pi$ , and  $2\pi$ .

Ref.10: 1) Two branches of resonant satellite peaks for  $\epsilon_0$  and  $\Omega$  satisfying  $\Omega^2 = \epsilon_0^2 + 4t_c^2$  (positive branch for  $\epsilon_0 > 0$ , negative branch for  $\epsilon_0 < 0$ ), i.e., resonant PAT occurs when the emission or absorption of one photon can match the renormalized energy difference  $\sqrt{\epsilon_0^2 + 4t_c^2}$  of the two levels; 2) No satellite peaks appearance for the case of frequencies below  $2t_c$ . This is because the condition of resonant PAT is never satisfied due to the lower energy  $\hbar\Omega$  of the applied irradiation. They are the two general conditions for occurrence of the resonant PAT. However, when we switch on the additional

pathway with a small rate  $\Gamma'/\Gamma = 0.1$ , we can observe that the photocurrent behavior is significantly altered as depicted in Fig. 4(b)-(c), although the two main characteristics above mentioned keep unchanged. It is clear in Fig. 4(b) that the positive branch of the PAT peaks is enhanced but the negative branch is suppressed nearly to zero amplitude. We attribute this phenomenon to the interference between the two pathways electrons can travel through in this new configuration. The scattering phase shifts are different when electrons pass through the two QDs with different bare energy levels. Consequently, the

positive energy spacing  $\epsilon_0 > 0$  leads to constructive quantum interference. On the contrary, the negative energy difference  $\epsilon_0 < 0$  induces destructive quantum interference. This is the reason of the new resonant PAT pattern shown in Fig. 4(b). This explanation can be further substantiated by the fact that the application of the magnetic fluxes will change the interference fashion, and thus modify the photocurrent behavior. In Fig. 4(c) the calculated photocurrent is plotted for a given magnetic flux  $\varphi = \pi$ . An amazing finding is that the photocurrent becomes very similar to the result of the series-coupled QDs, except with a reduced magnitude. Recalling that the periodicity of the AB oscillation is  $4\pi$  in the presence of nonzero interdot hopping as pointed out in the above subsection, it is easy to imagine that we will obtain the opposite photoresponse to the situation depicted in Fig. 4(b) if the renormalized magnetic flux is set to be  $2\pi$ . The numerical results are plotted in Fig. 4(d). It is obvious that the negative branch of the resonant PAT peaks rises but the positive one declines.

In the following, we study in detail what actually happens for the reduced satellite peaks in the photoresponse stationary current by analyzing the evolution of the resonant PAT peaks as a function of the energy difference  $\epsilon_0$  for different ratios of rates  $\Gamma'/\Gamma$  and renormalized magnetic fluxes  $\varphi$  at a given frequency of the applied irradiation (it must be bigger than or equal to  $2t_c$ ). We plot the calculated results in Fig. 5. Figure 5(a) is for the frequency of  $\Omega = 3t_c$  and several rate ratios in the absence of magnetic field. We can observe more clearly that the two PAT peaks are always located at the points  $\epsilon_{\pm} = \pm\sqrt{\Omega^2 - 4t_c^2}$  irrespective of whether the additional pathway is switched on or not. As the rate of the additional pathway is rising, the peak located at positive position  $\epsilon_+$  increasingly heightens and the  $\epsilon_-$  peak decreases. But the shapes of peaks remain similar with those of  $\Gamma' = 0$ , in which case the two peaks are entirely identical and have a Lorentzian line shape near the resonance point  $\epsilon_{\pm}$  as revealed in Ref.10, until a stronger rate of the additional pathway  $\Gamma'/\Gamma = 0.25$ . For this maximum rate considered here, the photocurrent displays as a negative dip with very small amplitude instead of a peak. It can be approximated by a Fano line shape. This behavior has a similar interpretation with those of the linear conductance and density of states when the configuration changes from series to parallel.<sup>9</sup> The interfering of two tunneling channels opens prominent perspectives for the Fano effect, i.e., asymmetric line shape of current at resonant point. In addition, the smaller frequency of irradiation leads to the appearance of the dip in photocurrent easier (at a smaller rate  $\Gamma'$ ). Therefore, the Fano line shape can be observed more clearly at  $\Omega = 2t_c$  as shown in Fig. 5(c).

The effect of the magnetic field on the photoresponse can be clearly observed from Fig. 5(b) and (c). When the renormalized magnetic flux  $\varphi$  is equal to  $\pi$ , the Fano line shape of the resonant PAT peak absolutely changes back to the conventional Lorentzian shape if the reso-

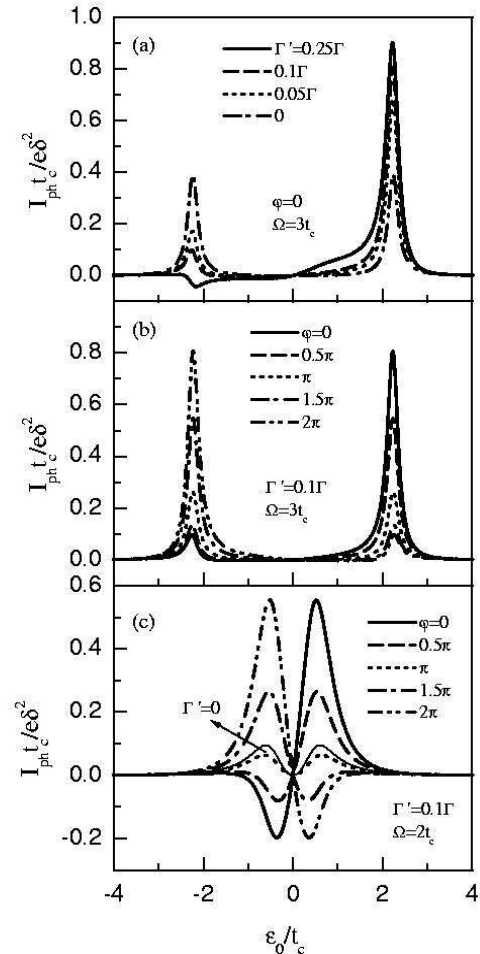


FIG. 5: Evolution of the two satellite peaks for different ratios  $\Gamma'/\Gamma$  and different renormalized magnetic fluxes  $\varphi$ . (a): The plots are for  $\Gamma'/\Gamma = 0, 0.05, 0.1,$  and  $0.25$ , respectively, at  $\varphi = 0$  and  $\Omega = 3t_c$ ; (b): The plots are for  $\varphi/\pi = 0, 0.5, 1.0, 1.5,$  and  $2.0$  at  $\Gamma'/\Gamma = 0.1$  and  $\Omega = 3t_c$ ; (c): The plots are the same as (b) but for  $\Omega = 2t_c$ . For the sake of comparison, the result of  $\Gamma' = 0$  is denoted as the thin line in (c).

nant condition is satisfied. Finally, we conclude that for the moderate ratios of rates  $\Gamma'/\Gamma$  and frequencies of irradiation, the photoresponse of the considered system expresses itself from the PAT Lorentzian peak to the PAT Fano peak by tuning the magnetic field threaded inside this interferometer.

#### IV. CONCLUSION

In summary, we have presented the quantum rate equations in the sequential tunneling regime by means of the nonequilibrium Green's function for a mesoscopic AB ring with two tunneling-coupled QDs embedded in the two arms. Employing this set of quantum rate equations, we calculated the AB oscillation current, the temporal evolution of the electron-occupation probabilities in the



two QDs, and the dc photocurrent as the photoresponse in the presence of a weak irradiation, at zero temperature and large bias voltage between the source and the drain.

Our numerical studies show that the permission of hopping between the two dots changes the AB oscillation period to  $4\pi$  in comparison to the conventional  $2\pi$  period oscillation observed in the typical AB effect. On the other hand, we find that the small- $t$  oscillation of the electron-occupation probabilities is also established in the two QDs, with a damping amplitude controlled by the asymmetry of the parallel configuration. When the configuration is completely symmetrical the small- $t$  oscillation is totally destroyed. Interestingly, this oscillation behavior is reobtained if we vary the enclosed magnetic flux due to the interference effect.

Finally, we have evaluated in detail the dc transport through the parallel-coupled QDs subject to a small external harmonic irradiation. It is found that, like in the series-coupled QDs, the photocurrent of this system exhibits extra resonant peaks when the frequency of the external signal matches the energy difference between the discrete states. Moreover, one branch of the PAT peaks in photocurrent is enhanced, while another branch is suppressed, which is dependent on the enclosed magnetic flux. This behavior is a consequence of quantum interference between the different pathways electrons can pass through, and does not exist for series-coupled QDs, where

only one pathway exists. For some appropriate rate ratios  $\Gamma'/\Gamma$  and frequencies of signal  $\Omega$ , the PAT peaks of photocurrent are composed of Lorentzian and Fano line shapes at the resonant points, respectively, which can also be controlled by applying magnetic fields.

In this paper, we study the time-dependent resonant tunneling through double QDs in a parallel configuration. This device has received wide attention in theoretical and experimental investigations at present, because its tunability makes it possible for further applications in quantum computation and quantum information. We hope our theoretical results about the novel PAT properties can stimulate experimental studies on this particular problem.

### Acknowledgments

B. Dong, I. Djuric and H. L. Cui are supported by the DURINT Program administered by the US Army Research Office. X. L. Lei is supported by Major Projects of National Natural Science Foundation of China (10390162 and 90103027), the Special Funds for Major State Basic Research Project (G20000683) and the Shanghai Municipal Commission of Science and Technology (03DJ14003).

- 
- <sup>1</sup> For review, see G. Hackenbroich, *Physics Reports*, **343**, 463 (2001).
- <sup>2</sup> A. W. Holleitner, C. R. Decker, H. Qin, K. Eberl, and R. H. Blick, *Phys. Rev. Lett.* **87**, 256802 (2001).
- <sup>3</sup> A. W. Holleitner, R. H. Blick, A. K. Hüttel, K. Eberl, and J. P. Kotthaus, *Science* **297**, 70 (2002).
- <sup>4</sup> J. C. Chen, A. M. Chang, and M. R. Melloch, *cond-mat/0305289*, (2003).
- <sup>5</sup> D. Loss and E. V. Sukhorukov, *Phys. Rev. Lett.* **84**, 1035 (2000).
- <sup>6</sup> J. König, and Y. Gefen, *Phys. Rev. B* **65**, 45316 (2002).
- <sup>7</sup> B. Kubala, and J. König, *Phys. Rev. B* **65**, 245301 (2002).
- <sup>8</sup> T. V. Shahbazyan and M. E. Raikh, *Phys. Rev. B* **49**, 17123 (1994).
- <sup>9</sup> M. L. Ladrón de Guevara, F. Claro, and P. A. Orellana, *Phys. Rev. B* **67** 195335 (2003).
- <sup>10</sup> T. H. Stoof and Yu. V. Nazarov, *Phys. Rev. B* **53**, 1050 (1996).
- <sup>11</sup> B. L. Hazelzet, M. R. Wegewijs, T. H. Stoof, and Yu. V. Nazarov, *Phys. Rev. B* **63**, 165313 (2001).
- <sup>12</sup> For review, see W. G. van der Wiel, S. De Franceschi, J. M. Elzerman, T. Fujisawa, S. Tarucha, L. P. Kouwenhoven, *Rev. Mod. Phys.* **75**, 1 (2003).
- <sup>13</sup> B. Dong, H. L. Cui, and X. L. Lei, *Phys. Rev. B* **69** 35324 (2004).
- <sup>14</sup> J. Ma, B. Dong, and X. L. Lei, *Europ. Phys. Jour. B* **36**, 599 (2003). Note that this paper gives the temperature- and bias voltage- dependent quantum rate equations for the parallel double QDs without the interdot hopping but it is facile task to include this term in the general rate equations.
- <sup>15</sup> D. C. Langreth, in *Linear and Nonlinear Electron Transport in Solids, Nato ASI, Series B* vol. 17, Ed. J. T. Devreese and V. E. Van Doren (Plenum, New York, 1976).
- <sup>16</sup> J. H. Davies, S. Hershfield, P. Hyldgaard, and J. W. Wilkins, *Phys. Rev. B* **47**, 4603 (1993).
- <sup>17</sup> Z. T. Jiang, J. Q. You, S. B. Bain, and H. Z. Zheng, *Phys. Rev. B* **66**, 205306 (2002).
- <sup>18</sup> F. Marquardt and C. Bruder, *cond-mat/0303397* (2003).
- <sup>19</sup> S. A. Gurvitz and Ya. S. Prager, *Phys. Rev. B* **53**, 15932 (1996); S. A. Gurvitz, *Phys. Rev. B* **57**, 6602 (1998).
- <sup>20</sup> Y. Meir and N. S. Wingreen, *Phys. Rev. Lett.* **68**, 2512 (1992).