

# Fano resonances in a three-terminal nanodevice

V A Margulis and M A Pyataev

Institute of Physics and Chemistry, Mordovian State University, 430000, Saransk, Russia

E-mail: theorphysics@mrsu.ru

**Abstract.** The electron transport through a quantum sphere with three one-dimensional wires attached to it is investigated. An explicit form for the transmission coefficient as a function of the electron energy is found from the first principles. The asymmetric Fano resonances are detected in transmission of the system. The collapse of the resonances is shown to appear under certain conditions. A two-terminal nanodevice with an additional gate lead is studied using the developed approach. Additional resonances and minima of transmission are indicated in the device.

PACS numbers: 73.23.Ad, 73.63.-b, 74.78.Na

## 1. Introduction

Electron transport in nanoscale multiterminal ballistic devices attracts considerable attention in the last decade. Rapid advances in nanoelectronic fabrication techniques have made possible the realization of electron waveguide devices with dimensions smaller than the elastic and inelastic scattering lengths of conduction electrons. Various interesting multiterminal nanoelectronic devices, such as the single electron transistor [1, 2, 3] and the three-terminal ballistic junction or Y-branch switch [4, 5, 6] have been proposed as a promising alternative for future low-power, high-speed switching devices. Recent theoretical studies reported transistor-like behaviour of various three-terminal molecule-based devices [7].

A number of theoretical and experimental works has been focused on the investigation of the electron transport in multiterminal quantum systems. Three-terminal ballistic junctions were studied in [5, 6]. The electron transport in a three-terminal molecular wire connected to metallic leads was investigated in [8].

One of the interesting phenomena detected in these systems is Fano resonances in the transmission probability. Being a characteristic manifestation of wave phenomena in a scattering experiment resonances have received considerable attention in recent electron transport investigations. A number of papers [9, 10, 11, 12, 13] is devoted to the study of Fano resonances in the transport through various quantum dots. Resonant tunnelling through quasi-one-dimensional channels with impurities is investigated in

[14, 15, 16, 17]. The temperature dependence of the zero-bias conductance of the single-electron transistor is considered in [3]. Coherent transport through a quantum dot embedded in an Aharonov-Bohm ring is investigated in [18]. Line shape of resonances in the overlapping regime is studied in [19].

Interference phenomena closely related to the Fano resonances attract considerable attention in the past few years. Those resonances are of universal nature and have been observed in various systems. We mention, for example, atom photoionization, electron and ion scattering, Raman scattering and so on. Recently, the line shape of resonances has been discussed in experiments on electron transport through mesoscopic systems [2, 3, 20]. It is shown in [21] that the same resonances occur in the electron transport through a quantum nanosphere with two wires attached to it.

Recent progress in nanotechnology has made it possible to fabricate conductive two-dimensional nanostructures with spherical symmetry such as fullerenes and metallic spherical nanoshells. A number of works is devoted to the theoretical study of the electron transport on spherical surfaces [22, 23, 24]. The purpose of the present paper is an investigation of the electron transport through a three-terminal nanodevice consisting of a conductive nanosphere  $S$  with three one-dimensional wires attached to it at the points  $\mathbf{q}_j$  ( $j = 1 \dots 3$ ). We denote by  $\mathbf{q}_j$  a set of spherical coordinates  $(\theta_j, \varphi_j)$  of the point.

## 2. Hamiltonian and transmission coefficient

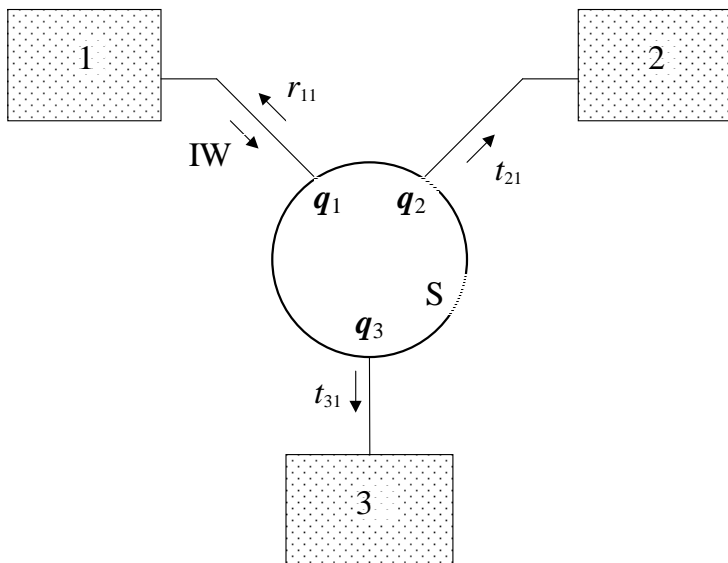
In our model, the wires are taken to be one-dimensional and represented by semiaxes  $\mathbf{R}_j^+ = \{x : x \geq 0\}$  ( $j = 1 \dots 3$ ). They are connected to the sphere by gluing the point  $x = 0$  from  $\mathbf{R}_j^+$  to the point  $\mathbf{q}_j$  from  $S$ . We suppose  $\mathbf{q}_i \neq \mathbf{q}_j$  for  $i \neq j$ . The scheme of the device is shown in figure 1. Here  $t_{21}(E)$  and  $t_{31}(E)$  are the transmission amplitudes of the electron wave and  $r_{11}(E)$  is the reflection amplitude.

The Hamiltonian of a free electron in the wire is  $H_j = p_x^2/2m^*$ , where  $m^*$  is the electron effective mass and  $p_x$  is the momentum operator for the electron in wires. Electron motion on the sphere is described by the Hamiltonian  $H_S = \mathbf{L}^2/2m^*r^2$  where  $r$  is the radius of the nanosphere and  $\mathbf{L}$  is the angular momentum operator. A wavefunction  $\psi$  of the electron in the device consists of four parts:  $\psi_S$ ,  $\psi_1$ ,  $\psi_2$  and  $\psi_3$ , where  $\psi_S$  is a function on  $S$  and  $\psi_j$  ( $j = 1 \dots 3$ ) are functions on  $\mathbf{R}_j^+$ . We note that in general case  $\psi_S$  is not the eigenfunction of the operator  $H_S$ .

The Hamiltonian  $H$  of the whole system is a point perturbation of the operator

$$H_0 = H_S \oplus H_1 \oplus H_2 \oplus H_3. \quad (1)$$

To define this perturbation we use boundary conditions at points of gluing. The role of boundary values for the wavefunction  $\psi_j(x)$  is played, as usual, by  $\psi_j(0)$  and  $\psi_j'(0)$ . The zero-range potential theory shows that to obtain a non-trivial Hamiltonian on the whole system we must consider functions  $\psi_S(\mathbf{x})$  with a logarithmic singularity at points



**Figure 1.** Scheme of the device. An incident wave (IW) originating from reservoir 1 is reflected back with amplitude  $r_{11}$  and scattered to reservoirs 2 and 3 with amplitudes  $t_{21}$  and  $t_{31}$  respectively.

of gluing  $\mathbf{q}_j$  [25]

$$\psi_S(\mathbf{x}) = -u_j \frac{m^*}{\pi \hbar^2} \ln \rho(\mathbf{x}, \mathbf{q}_j) + v_j + o(1) \quad (2)$$

as  $\mathbf{x} \rightarrow \mathbf{q}_j$ . Here  $u_j$  and  $v_j$  are complex coefficients and  $\rho(\mathbf{x}, \mathbf{q}_j)$  is the geodesic distance on the sphere between the points  $\mathbf{x}$  and  $\mathbf{q}_j$ . It is known that the most general self-adjoint boundary conditions are defined by some linear relations between  $\psi_j(0)$ ,  $\psi'_j(0)$  and the coefficients  $u_j$ ,  $v_j$ . Following [21] we will write this conditions in the form

$$\begin{cases} v_j = \sum_{k=1}^3 [B_{jk} u_k - (\hbar^2/2m^*) A_{jk} \psi'_k(0)], \\ \psi_j(0) = \sum_{k=1}^3 [A_{kj}^* u_k - (\hbar^2/2m^*) C_{jk} \psi'_k(0)], \quad j = 1 \dots 3. \end{cases} \quad (3)$$

Here complex parameters  $A_{jk}$ ,  $B_{jk}$  and  $C_{jk}$  form  $3 \times 3$  matrices. The matrices  $B$  and  $C$  have to be Hermitian because the Hamiltonian  $H$  is a self-adjoint operator [25]. To avoid a non-local tunnelling coupling [24] between different contact points we will restrict ourselves to the case of diagonal matrices  $A_{jk}$ ,  $B_{jk}$  and  $C_{jk}$  only.

According to the zero-range potential theory diagonal elements of the matrix  $B$  determine the strength of point perturbations of the Hamiltonian  $H_S$  at the points  $\mathbf{q}_j$  on  $S$  [24]. These elements may be expressed in terms of scattering lengths  $\lambda_j^B$  on the corresponding point perturbations:  $B_{jj} = m^* \ln(\lambda_j^B)/\pi \hbar^2$ . Similarly, elements  $C_{jj}$  describe the strength of point perturbations at the points  $x = 0$  in the wires and may be expressed in terms of scattering lengths  $\lambda_j^C$  by the relation  $C_{jj} = -m^* \lambda_j^C/2\hbar^2$  [21]. For

convenience, we represent parameters  $A_{jj}$  in the form  $A_{jj} = m^* \sqrt{\lambda_j^A} e^{i\phi_j} / \hbar^2$ , where  $\lambda_j^A$  has the dimension of length and  $\phi_j$  is the argument of the complex number  $A_{jj}$ . Note that the effect of the scattering lengths  $\lambda_j^A$ ,  $\lambda_j^B$  and  $\lambda_j^C$  on the electron transport has been discussed in [21]. In the present paper we concentrate our attention on the facts independent of the contact parameters.

To obtain transmission and reflection coefficients of the system one needs a solution of the Schrödinger equation for the Hamiltonian  $H$ . The function  $\psi_1(x)$  in this solution is a superposition of incident and reflected waves while the functions  $\psi_2(x)$  and  $\psi_3(x)$  represent scattered waves. The wavefunction  $\psi_S(\mathbf{x})$  may be expressed in terms of the Green function  $G(\mathbf{x}, \mathbf{y}; E)$  of the Hamiltonian  $H_S$  [21]

$$\begin{cases} \psi_S(\mathbf{x}) = \sum_{j=1}^3 \xi_j(E) G(\mathbf{x}, \mathbf{q}_j; E), \\ \psi_1(x) = e^{-ikx} + r_{11}(E) e^{ikx}, \\ \psi_2(x) = t_{21}(E) e^{ikx}, \\ \psi_3(x) = t_{31}(E) e^{ikx}. \end{cases} \quad (4)$$

Here  $k = \sqrt{2m^*E/\hbar^2}$  is the electron wave vector in wires and  $\xi_j(E)$  are complex factors.

It is well known [26] that the Green function  $G(\mathbf{x}, \mathbf{y}; E)$  may be expressed in the form

$$G(\mathbf{x}, \mathbf{y}; E) = -\frac{m^*}{2\hbar^2} \frac{1}{\cos(\pi t)} \mathcal{P}_{t-\frac{1}{2}}(-\cos(\rho(\mathbf{x}, \mathbf{y})/r)) \quad (5)$$

where  $\mathcal{P}_\nu(x)$  is the Legendre function and  $t(k) = \sqrt{r^2 k^2 + 1/4}$ .

Considering the asymptotics (2) of  $\psi_S(\mathbf{x})$  from (4) near the point  $\mathbf{q}_j$ , we have

$$u_j = \xi_j(E), \quad v_j = \sum_{i=1}^3 Q_{ij}(E) \xi_i(E).$$

Here  $Q_{ij}(E)$  is the so-called Krein's  $\mathcal{Q}$ -function, that is  $3 \times 3$  matrix with elements

$$Q_{ij}(E) = \begin{cases} G(\mathbf{q}_i, \mathbf{q}_j; E), & i \neq j; \\ \lim_{\mathbf{x} \rightarrow \mathbf{q}_j} \left[ G(\mathbf{q}_j, \mathbf{x}; E) + \frac{m^*}{\pi \hbar^2} \ln \rho(\mathbf{q}_j, \mathbf{x}) \right], & i = j. \end{cases} \quad (6)$$

Using the asymptotic expression for the Legendre function in a vicinity of the point  $x = -1$ , we get the following form for diagonal elements of  $\mathcal{Q}$ -matrix [24]

$$Q_{jj}(E) = -\frac{m^*}{\pi \hbar^2} \left[ \Psi \left( t(k) + \frac{1}{2} \right) - \frac{\pi}{2} \tan(\pi t(k)) - \ln(2r) + C_E \right], \quad j = 1 \dots 3 \quad (7)$$

where  $\Psi(x)$  is the logarithmic derivative of the  $\Gamma$ -function and  $C_E$  is the Euler constant.

Substituting (4) into (3), we get a system of six linear equations for  $\xi_j$ ,  $r_{11}$ ,  $t_{21}$  and  $t_{31}$ . For convenience, we introduce dimensionless elements of  $\mathcal{Q}$ -matrix

$$\tilde{Q}_{ij}(E) = (\hbar^2/m^*) (Q_{ij}(E) - B_{ij}).$$

Solving the system of equations, we obtain

$$r_{11} = \frac{(k\lambda_1^C - 4i)\Delta_1}{(k\lambda_1^C + 4i)\Delta} \quad (8)$$

where

$$\Delta = \begin{vmatrix} \tilde{Q}_{11} - \frac{2k\lambda_1^A}{k\lambda_1^C + 4i} & \tilde{Q}_{12} & \tilde{Q}_{13} \\ \tilde{Q}_{21} & \tilde{Q}_{22} - \frac{2k\lambda_2^A}{k\lambda_2^C + 4i} & \tilde{Q}_{23} \\ \tilde{Q}_{31} & \tilde{Q}_{32} & \tilde{Q}_{33} - \frac{2k\lambda_3^A}{k\lambda_3^C + 4i} \end{vmatrix}, \quad (9)$$

and

$$\Delta_1 = \begin{vmatrix} \tilde{Q}_{11} - \frac{2k\lambda_1^A}{k\lambda_1^C - 4i} & \tilde{Q}_{12} & \tilde{Q}_{13} \\ \tilde{Q}_{21} & \tilde{Q}_{22} - \frac{2k\lambda_2^A}{k\lambda_2^C + 4i} & \tilde{Q}_{23} \\ \tilde{Q}_{31} & \tilde{Q}_{32} & \tilde{Q}_{33} - \frac{2k\lambda_3^A}{k\lambda_3^C + 4i} \end{vmatrix}. \quad (10)$$

The transmission amplitude  $t_{21}$  is given by

$$t_{21} = \frac{16k\sqrt{\lambda_1^A\lambda_2^A}e^{i(\phi_1-\phi_2)} \left[ 2k\lambda_3^A\tilde{Q}_{21} - (k\lambda_3^C + 4i)(\tilde{Q}_{21}\tilde{Q}_{33} - \tilde{Q}_{23}\tilde{Q}_{31}) \right]}{i(k\lambda_1^C + 4i)(k\lambda_2^C + 4i)(k\lambda_3^C + 4i)\Delta}. \quad (11)$$

Similarly, we can write

$$t_{31} = \frac{16k\sqrt{\lambda_1^A\lambda_3^A}e^{i(\phi_1-\phi_3)} \left[ 2k\lambda_2^A\tilde{Q}_{31} - (k\lambda_2^C + 4i)(\tilde{Q}_{31}\tilde{Q}_{22} - \tilde{Q}_{32}\tilde{Q}_{21}) \right]}{i(k\lambda_1^C + 4i)(k\lambda_2^C + 4i)(k\lambda_3^C + 4i)\Delta}. \quad (12)$$

We emphasize that the relation

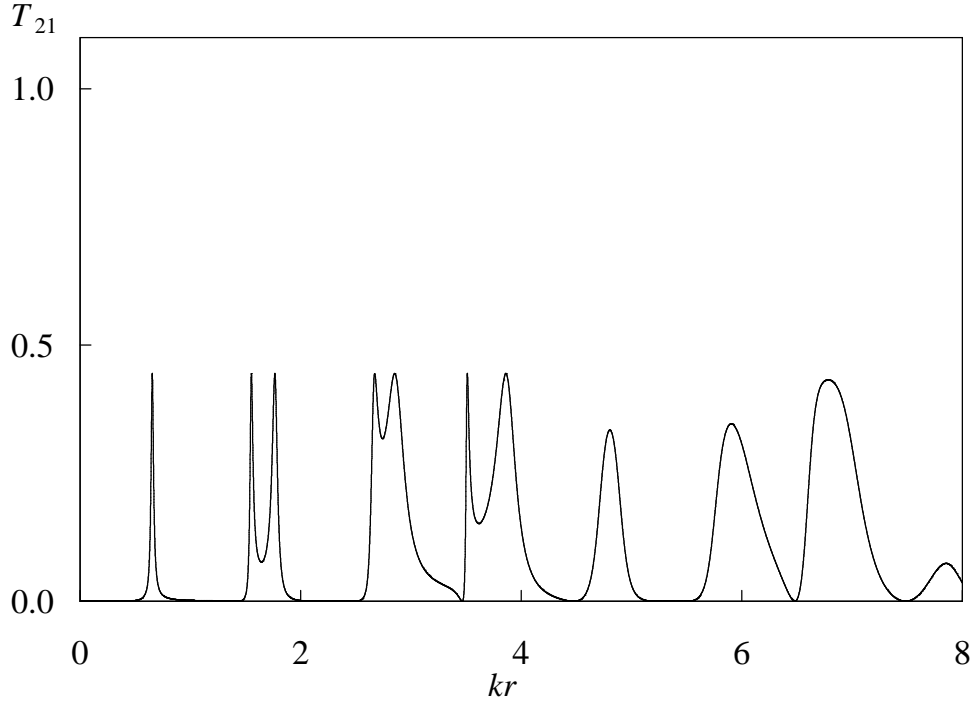
$$|r_{11}|^2 + |t_{21}|^2 + |t_{31}|^2 = 1 \quad (13)$$

is valid for arbitrary energy  $E$  in compliance with the current conservation law.

The transmissions coefficient  $T_{21} \equiv |t_{21}|^2$  as a function of the dimensionless parameter  $kr$  is shown in figure 2. The figure corresponds to the case when contacts are placed equidistant on the great circle of the sphere. Denoting by  $\rho_{ij}$  the distance  $\rho(\mathbf{q}_i, \mathbf{q}_j)$  between the points  $\mathbf{q}_i$  and  $\mathbf{q}_j$ , we can represent the position of contacts by relation  $\rho_{12} = \rho_{13} = \rho_{23} = 2\pi r/3$ . In this case, the relation  $t_{21} = t_{31}$  is valid for arbitrary energy due to the symmetry of system. Therefore  $T_{21}$  does not exceed the value  $\frac{1}{2}$ . All figures correspond to the case  $\lambda_j^A = \lambda_j^B = \lambda_j^C = 0.1r$  for all  $j$ .

### 3. Fano resonances

It is evident from equation (11) that the transmission amplitude  $t_{21}(E)$  has zeros of two different types. The zeros of the first type are stipulated by the poles of  $Q_{ij}(E)$  and coincide with the eigenvalues  $E_l$  of the operator  $H_S$ . The denominator in (11) has a



**Figure 2.** Transmission coefficient  $T_{21}$  as a function of the dimensionless parameter  $kr$  at  $\rho_{12} = \rho_{13} = \rho_{23} = \frac{2}{3}\pi r$ .

pole of the third order at  $E = E_l$  while the numerator has a pole of the second order only. Hence, the transmission coefficient vanishes in these points.

The zeros of the second type are determined by the following equation:

$$2k\lambda_3^A \tilde{Q}_{21} - (k\lambda_3^C + 4i)(\tilde{Q}_{21}\tilde{Q}_{33} - \tilde{Q}_{23}\tilde{Q}_{31}) = 0. \quad (14)$$

The positions of the second-type zeros depend on the arrangement of  $\mathbf{q}_j$  on the sphere in contrast to the positions of the first-type zeros.

We will show below that in a vicinity of the first-type zeros  $E_l$  transmission coefficient has a form of the asymmetric Fano resonance. Consider the form of  $Q_{ij}(E)$  near the point  $E_l$

$$Q_{ij}(E) \simeq \frac{\alpha_{ij}}{E_l - E} + \beta_{ij}. \quad (15)$$

The residues  $\alpha_{ij}$  of  $Q_{ij}(E)$  at the point  $E_l$  may be expressed in terms of eigenfunctions of the operator  $H_S$

$$\alpha_{ij} = \sum_{m=-l}^l Y_{lm}(\mathbf{q}_i) Y_{lm}^*(\mathbf{q}_j) \quad (16)$$

where  $Y_{lm}(\mathbf{x})$  are the spherical harmonics.

Denote by  $\tilde{\beta}_{ij}$  modified matrix  $\beta$

$$\tilde{\beta}_{ij} = \beta_{ij} - B_{ij} - \frac{2m^* k \lambda_j^A}{\hbar^2 (k \lambda_j^C + 4i)} \delta_{ij}.$$

Substituting (15) into (11) and considering linear in  $E - E_l$  approximation for the numerator and the denominator of (11), we obtain

$$t_{21}(E) \simeq \eta \frac{E - E_l}{E - E_R - i\Gamma}. \quad (17)$$

Here  $E_R$  determines the position of the asymmetric peak,  $\Gamma$  is the half-width of the resonance, and  $\eta$  is a normalization factor. It is evident from (17) that the transmission coefficient has a form of the Fano resonance near  $E_l$ . The parameters  $E_R$  and  $\Gamma$  of the Fano resonance are determined by

$$E_R + i\Gamma = E_l + \frac{\det \alpha}{\sum_{i,j} [\alpha_{ij}]^c \tilde{\beta}_{ij}} \quad (18)$$

where  $[\alpha_{ij}]^c$  is the algebraic complement of  $\alpha_{ij}$  in the matrix  $\alpha$ . The normalization factor  $\eta$  is given by

$$\eta = \frac{16m^*k\sqrt{\lambda_1^A\lambda_2^A}\exp(i(\phi_1 - \phi_2))}{i\hbar^2(k\lambda_1^C + 4i)(k\lambda_2^C + 4i)\sum_{i,j}[\alpha_{ij}]^c\tilde{\beta}_{ij}}(\alpha_{23}\alpha_{31} - \alpha_{21}\alpha_{33}). \quad (19)$$

Note that the asymptotics (17) for  $t_{21}(E)$  is valid for arbitrary parameters of contacts  $\lambda_j^A$ ,  $\lambda_j^B$  and  $\lambda_j^C$ .

If  $\det \alpha = 0$  at a given  $l$  then a collapse of the Fano resonance occurs near  $E_l$ . In this case, the pole and the zero of the transmission amplitude coincide and cancel each other (figure 3). Note that the second-type zeros remain on the plot of  $T_{21}(E)$  in contrast to the situation considered in [21, 24].

To define the condition of the collapse we introduce three complex vectors  $\mathbf{V}_j$  by the following equation

$$\mathbf{V}_j = \begin{pmatrix} Y_{l,l}(\mathbf{q}_j) \\ Y_{l,l-1}(\mathbf{q}_j) \\ \dots \\ Y_{l,-l}(\mathbf{q}_j) \end{pmatrix}.$$

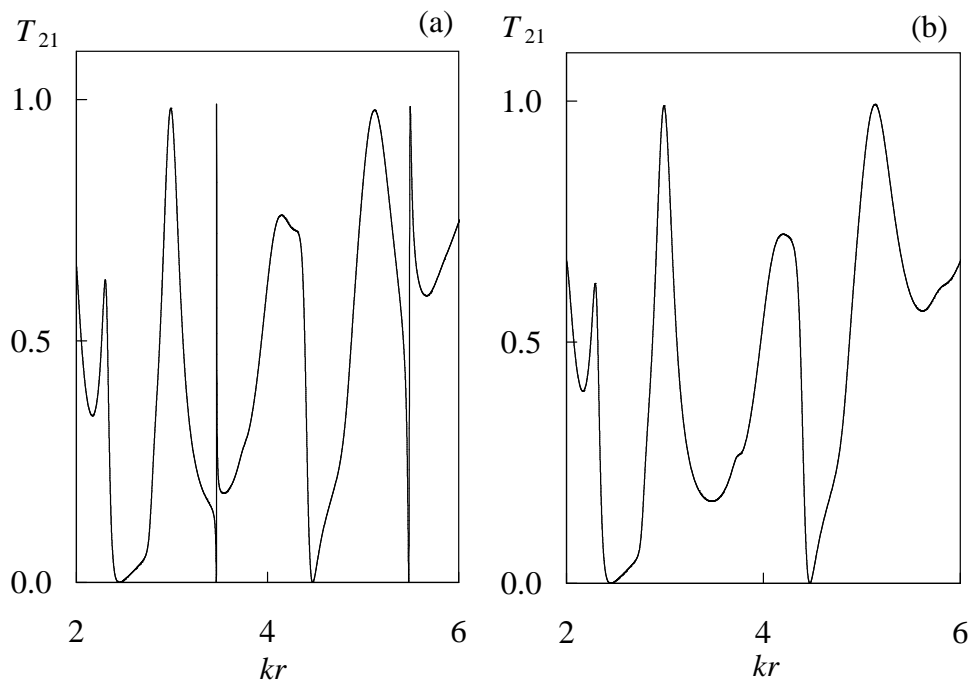
Matrix  $\alpha$  is the Gram matrix for vectors  $\mathbf{V}_j$  because  $\alpha_{ij} = \langle \mathbf{V}_i | \mathbf{V}_j \rangle$ . Hence, the condition  $\det \alpha = 0$  is satisfied if and only if vectors  $\mathbf{V}_j$  are linearly dependent.

If we choose a coordinate system on the sphere so that the points  $\mathbf{q}_j$  were on the circle  $\theta = \theta_0 = \text{const}$  and fix the origin of the azimuthal angle  $\varphi$  at the point  $\mathbf{q}_1$ , then points  $\mathbf{q}_j$  have the following coordinates

$$\mathbf{q}_1 = (\theta_0, 0), \quad \mathbf{q}_2 = (\theta_0, \varphi_2), \quad \mathbf{q}_3 = (\theta_0, \varphi_3).$$

Vectors  $\mathbf{V}_j$  can be represented in the form

$$\mathbf{V}_1 = \begin{pmatrix} f_l^l \\ f_l^{l-1} \\ \dots \\ f_l^{-l} \end{pmatrix}, \quad \mathbf{V}_2 = \begin{pmatrix} f_l^l e^{il\varphi_2} \\ f_l^{l-1} e^{i(l-1)\varphi_2} \\ \dots \\ f_l^{-l} e^{-il\varphi_2} \end{pmatrix}, \quad \mathbf{V}_3 = \begin{pmatrix} f_l^l e^{il\varphi_3} \\ f_l^{l-1} e^{i(l-1)\varphi_3} \\ \dots \\ f_l^{-l} e^{-il\varphi_3} \end{pmatrix}$$



**Figure 3.** Transmission coefficient  $T_{21}$  as a function of the dimensionless parameter  $kr$ . (a)  $\rho_{12} = 0.98\pi r$ ,  $\rho_{13} = 0.52\pi r$ ,  $\rho_{23} = 0.5\pi r$ ; (b)  $\rho_{12} = \pi r$ ,  $\rho_{13} = \rho_{23} = 0.5\pi r$  (collapse of the Fano resonances).

where  $f_l^m = C_{ml}P_l^{|m|}(\cos\theta)$ ,  $P_l^{|m|}(x)$  are the Legendre polynomials, and  $C_{ml}$  are the normalization factors of the spherical harmonics.

Denote by  $M$  the  $3 \times (2l + 1)$  matrix composed of three vectors  $\mathbf{V}_j$ . The condition  $\det \alpha \neq 0$  holds if and only if rank of the matrix  $M$  is 3. In general, if points  $\mathbf{q}_j$  are placed on the sphere in random manner, all vectors  $\mathbf{V}_j$  are linearly independent. If  $\varphi_2 = \pi$  then all elements of  $M$  with different parity of  $m$  and  $l$  are equal zero since  $\theta_0 = \pi/2$  and  $P_l^{|m|}(0) = 0$  for odd  $m + l$ . Elements of  $\mathbf{V}_2$  with even  $l + m$  in this case are equal  $(-1)^l f_l^m$ . Hence the condition  $\mathbf{V}_2 = (-1)^l \mathbf{V}_1$  is satisfied that directly implies  $\det \alpha = 0$ . Thus the collapse of the Fano resonances takes place if the points  $\mathbf{q}_1$  and  $\mathbf{q}_2$  are antipodal on the sphere. This condition is independent of the position of  $\mathbf{q}_3$ .

It is evident that condition  $\det \alpha = 0$  holds if any pair of three points  $\mathbf{q}_j$  consists of antipodal points. But if  $\varphi_2 = \pi$  or  $|\varphi_2 - \varphi_3| = \pi$  then the normalization factor  $\eta$  vanishes because  $\alpha_{23}\alpha_{31} - \alpha_{21}\alpha_{33} = 0$ . In this case, the linear approximation for the denominator and the numerator of  $t_{21}$  is inapplicable, and quadratic in  $E - E_l$  terms in (11) must be taken into account. The equation similar to (17) may be obtained for  $t_{21}$  with

$$E_R + i\Gamma = E_l + \sum_{i,j} [\alpha_{ij}]^c \tilde{\beta}_{ij} \left( \sum_{i,j} \alpha_{ij} [\tilde{\beta}_{ij}]^c \right)^{-1}. \quad (20)$$

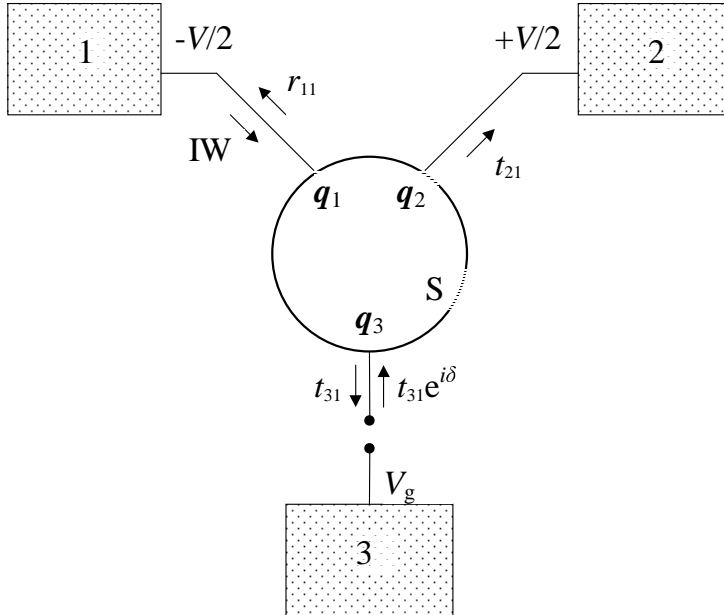
In this case, the half-width  $\Gamma$  of the resonance is determined by the parameters  $\tilde{\beta}_{ij}$ ,



and the condition  $\Gamma = 0$  requires a special choice of scattering lengths  $\lambda_j^A$ ,  $\lambda_j^B$  and  $\lambda_j^C$ . Therefore, in general, the collapse of the Fano resonances appears when the points  $\mathbf{q}_1$  and  $\mathbf{q}_2$  only are antipodal on the sphere.

#### 4. Two-terminal device with an additional gate lead

The dependence  $T_{21}(E)$  is of particular interest because according to the Landauer–Büttiker formula the conductance of the system as a function of the chemical potential has the same form at zero temperature. For experimental observation of such a dependence one needs to change the electrochemical potential of electrons on the sphere relative to the Fermi energies in reservoirs. This may be realized by using an additional gate electrode near the sphere which is connected to the system through a potential barrier. Here we consider this additional gate lead as one-dimensional broken wire. The scheme of the studied device is shown in figure 4. In this case, one can shift energy levels of electrons on the sphere relative to the Fermi energy in the reservoirs 1 and 2 by changing the voltage  $V_g$ .



**Figure 4.** Scheme of the nanodevice with the break in the third wire.  $V$  is the bias voltage between reservoirs 1 and 2 and  $V_g$  is the gate voltage.

The electron wave outgoing from the sphere in this case reflects in the third wire and returns back completely. The solution of the Schrödinger equation for this system differs from (4) by the expression for  $\psi_3(x)$

$$\psi_3(x) = t_{31}e^{ikx} + t_{31}e^{i\delta}e^{-ikx} \quad (21)$$

where  $\delta = 2kL + \pi$  is the phase incursion and  $L$  is the distance between  $\mathbf{q}_3$  and the point of break.

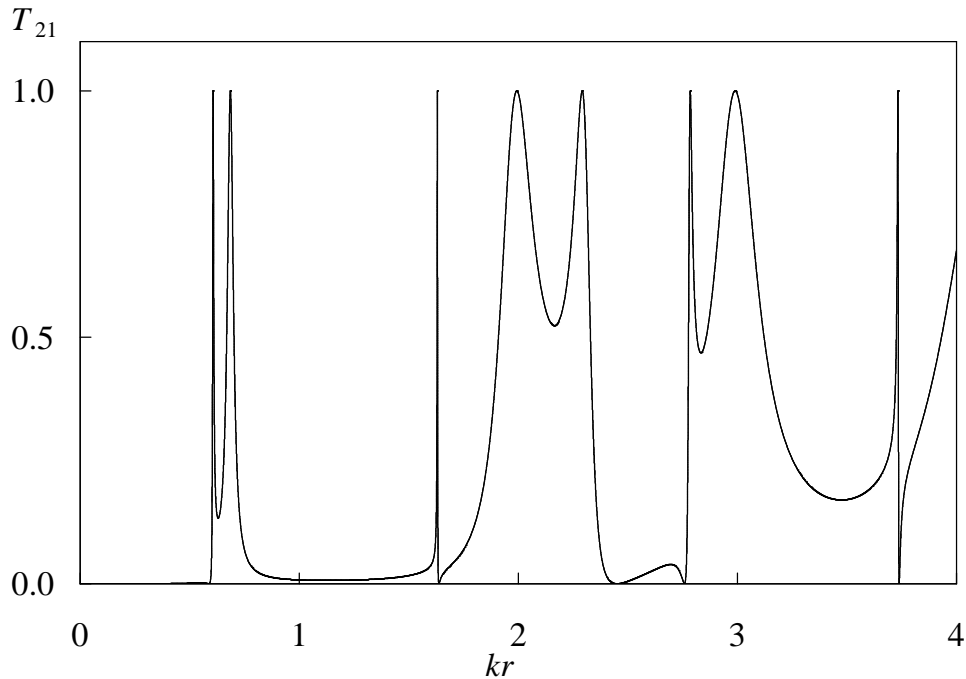
The transmission coefficient in this case may be expressed in the form

$$t_{21} = \frac{16k\sqrt{\lambda_1^A\lambda_2^A}e^{i(\phi_1-\phi_2)} [2k\lambda_3^A\tilde{Q}_{21} - (k\lambda_3^C - 4\cot(\delta/2))(\tilde{Q}_{21}\tilde{Q}_{33} - \tilde{Q}_{23}\tilde{Q}_{31})]}{i(k\lambda_1^C + 4i)(k\lambda_2^C + 4i)(k\lambda_3^C - 4\cot(\delta/2))\tilde{\Delta}} \quad (22)$$

where

$$\tilde{\Delta} = \begin{vmatrix} \tilde{Q}_{11} - \frac{2k\lambda_1^A}{k\lambda_1^C + 4i} & \tilde{Q}_{12} & \tilde{Q}_{13} \\ \tilde{Q}_{21} & \tilde{Q}_{22} - \frac{2k\lambda_2^A}{k\lambda_2^C + 4i} & \tilde{Q}_{23} \\ \tilde{Q}_{31} & \tilde{Q}_{32} & \tilde{Q}_{33} - \frac{2k\lambda_3^A}{k\lambda_3^C - 4\cot(\delta/2)} \end{vmatrix}. \quad (23)$$

The dependence  $T_{21}(E)$  for the case of broken third wire is shown in figure 5. In



**Figure 5.** Transmission coefficient as a function of the dimensionless parameter  $kr$  in case of broken third wire at  $\rho_{12} = \pi r$ ,  $\rho_{13} = \rho_{23} = 0.5\pi r$  and  $L = 0.57r$ .

contrast to the case considered above the height of peaks can reach a unity since there is no energy loss due to the outgoing of electrons into the third wire. Moreover the additional resonance peaks and minima arise because of the interference of electron waves in the broken wire.

## 5. Conclusions

Electron transport through a three-terminal nanodevice is considered. Transmission and reflection coefficients of the device is found by solving the Schrödinger equation. We have shown that, in general case, the function  $T_{21}(E)$  has zeros of two different types discussed in section 3. Zeros of the first type coincide with the eigenvalues  $E_l$  of unperturbed electron Hamiltonian  $H_S$  on the sphere. The transmission coefficient  $T_{21}(E)$  has a form of asymmetric Fano resonance in a vicinity of the first-type zeros. The parameters of the resonance  $E_R$  and  $\Gamma$  are determined by equation (18). If the points of contact  $\mathbf{q}_1$  and  $\mathbf{q}_2$  are placed antipodal on the sphere then the collapse of the Fano resonances occurs. In this case, the first-type zeros disappear while the second-type zeros remain on the plot of  $T_{21}(E)$  in contrast to the situation discussed in [21].

Using the developed approach we consider the two-terminal nanodevice with the additional gate electrode. Additional resonances and minima of transmission arise because of the interference of electron waves in the third wire.

## Acknowledgments

This work is financially supported by Russian Ministry of Education (Grant A03-2.9-7).

## References

- [1] Goldhaber-Gordon D, Göres J, Kastner M A, Shtrikman H, Mahalu D and Meirav U 1998 *Phys. Rev. Lett.* **81** 5225–8
- [2] Göres J, Goldhaber-Gordon D, Heemeyer S, Kastner M A, Shtrikman H, Mahalu D and Meirav U 2000 *Phys. Rev. B* **62** 2188–94
- [3] Zacharia I G, Goldhaber-Gordon D, Granger G, Kastner M A, Khavin Yu B, Shtrikman Hadas, Mahalu D and Meirav U 2001 *Phys. Rev. B* **64** 155311
- [4] Csontos D and Xu H Q 2002 *J. Phys.: Condens. Matter* **14** 12513–28
- [5] Xu H Q 2002 *Phys. Rev. B* **66** 165305
- [6] Csontos D and Xu H Q 2003 *Phys. Rev. B* **67** 235322
- [7] Spataru C D and Budau P 2002 *J. Phys.: Condens. Matter* **14** 4995–5001
- [8] Emberly Eldon G and Kirczenow George 2000 *Phys. Rev. B* **62** 10451–8
- [9] Clerk A A, Waintal X and Brouwer P W 2001 *Phys. Rev. Lett.* **86** 4636–9
- [10] Bulka B R and Stefanski P 2001 *Phys. Rev. Lett.* **86** 5128–31
- [11] Xu H Q and Gu B-Y 2001 *J. Phys.: Condens. Matter* **13** 3599–606
- [12] Torio M E, Hallberg K, Ceccatto A H and Proetto C R 2002 *Phys. Rev. B* **65** 085302
- [13] Zeng Z Y, Claro F and Perez A 2002 *Phys. Rev. B* **65** 085308
- [14] Kim C S and Satanin A M 1999 *JETP* **88** 118–27
- [15] Kim C S, Satanin A M, Joe Y S and Cosby R M 1999 *JETP* **89** 144–50
- [16] Kim C S and Satanin A M 1999 *Physica E* **4** 211–9
- [17] Kim C S, Roznova O N, Satanin A M and Stenberg V B 2002 *JETP* **94** 992–1007
- [18] Kang K 1999 *Phys. Rev. B* **59** 4608–11
- [19] Magunov A I, Rotter I and Strakhova S I 2003 *Phys. Rev. B* **68** 245305
- [20] Kobayashi K, Aikawa H, Katsumoto S and Iye Y 2002 *Phys. Rev. Lett.* **88** 256806
- [21] Geyler V A, Margulis V A and Pyataev M A 2003 *JETP* **97** 763–72
- [22] Foden C L, Leadbeater M L and Pepper M 1995 *Phys. Rev. B* **52** R8646–9

- [23] Kiselev A 1997 *J. Math. Anal. Appl.* **212** 263–80
- [24] Brüning J, Geyler V A, Margulis V A and Pyataev M A 2002 *J. Phys. A: Math. Gen.* **35** 4239–47
- [25] Brüning J and Geyler V A 2003 *J. Math. Phys.* **44** 371–406
- [26] Grosche Ch and Steiner F 1998 *Handbook of Feynman path integrals* (Berlin: Springer)