

Velocity Profiles in Repulsive Athermal Systems under Shear

Ning Xu¹, Corey S. O’Hern^{1,2}, and Lou Kondic³

¹ *Department of Mechanical Engineering, Yale University, New Haven, CT 06520-8284.*

² *Department of Physics, Yale University, New Haven, CT 06520-8120.*

³ *Department of Mathematical Sciences, New Jersey Institute of Technology, Newark, NJ 07102.*

(Dated: September 20, 2018)

We conduct molecular dynamics simulations of athermal systems undergoing boundary-driven planar shear flow in two and three spatial dimensions. We find that these systems possess nonlinear mean velocity profiles when the velocity u of the shearing wall exceeds a critical value u_c . Above u_c , we also show that the packing fraction and mean-square velocity profiles become spatially-dependent with dilation and enhanced velocity fluctuations near the moving boundary. In systems with overdamped dynamics, u_c is only weakly dependent on packing fraction ϕ . However, in systems with underdamped dynamics, u_c is set by the speed of shear waves in the material and tends to zero as ϕ approaches ϕ_c . In the small damping limit, ϕ_c approaches values for random close-packing obtained in systems at zero temperature. For underdamped systems with $\phi < \phi_c$, u_c is zero and thus they possess nonlinear velocity profiles at any nonzero boundary velocity.

PACS numbers: 83.10.Rs, 83.50.Ax, 45.70.Mg, 64.70.Pf

Driven, dissipative systems are ubiquitous in nature (occurring much more frequently than equilibrium thermal systems) and display complex behaviors such as hysteretic and spatially-dependent flows. Moreover, there is no complete theoretical description for these systems, which makes it difficult to predict how they will respond to applied loads such as shear stress. Many of these systems such as granular materials [1, 2], metallic glasses [3], and complex fluids, for example emulsions [4], foams [5, 6], and worm-like micelles [7], do not flow homogeneously with a linear velocity profile when they are sheared. Shear localization or banding can occur where a small fraction of the system near one of the boundaries undergoes strong shear flow while the remainder of the system is nearly static. Despite much intense work, a complete description of how these systems respond to shear stress is not available. We perform molecular dynamics simulations of repulsive athermal particulate systems in two (2D) and three (3D) spatial dimensions undergoing boundary-driven planar shear flow to study mechanisms that give rise to spatially inhomogeneous velocity profiles.

We will answer several important questions in this letter. First, does the packing fraction of the system strongly influence the shape of the velocity profiles? Most previous simulations investigating velocity profiles in sheared systems have been performed either near random close-packing as in simulations of granular materials [8] or at high density as in studies of Lennard-Jones liquids [9] and glasses [10, 11]. However, a systematic study of the role of density has not been performed. Nonlinear mean velocity profiles have been found at both high density and near random close packing, but it is not clear whether the same physical mechanism is responsible in both regimes.

We also consider the influence of the speed u of the shearing boundary on the mean velocity profiles. Results from previous simulations of glassy systems [10, 11]

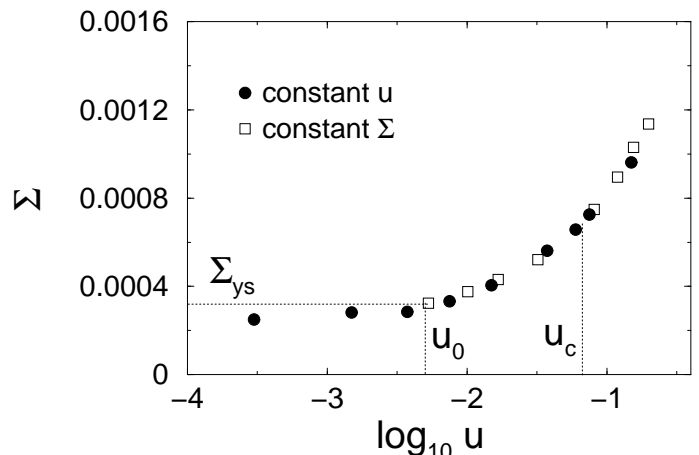


FIG. 1: Shear stress Σ vs. velocity u of the wall moving at constant velocity (circles) and constant stress (squares) for a 2D underdamped system with linear spring interactions at $\phi = 0.85$. Σ_{ys} is the yield stress at constant stress. Previous studies [10, 11] have shown that mean velocity profiles can switch from nonlinear to linear as u increases above u_0 , where u_0 is the wall velocity at $\Sigma = \Sigma_{ys}$. We will show below that the mean velocity profiles become nonlinear again when $u > u_c$, where $u_c \geq u_0$ is always satisfied.

indicate that a critical velocity u_0 exists below which the mean velocity profiles become nonlinear [12]. In these systems, the yield stress Σ_{ys} at constant shear stress (shear stress required to move the boundary at nonzero velocity) is larger than the yield stress Σ_{yv} at constant velocity (shear stress in the limit of zero velocity). When the shear stress is between these two values, part of the system can flow while other parts remain nearly static. In this letter, we concentrate instead on the larger u regime, and ask whether the velocity profiles remain linear for all $u > u_0$. We will show that another transition takes place—the velocity profile switches from linear to nonlinear—when the boundary velocity exceeds $u_c \geq u_0$. The onset of nonlinear velocity profiles at large u coincides with the appearance of nonuniform packing fraction

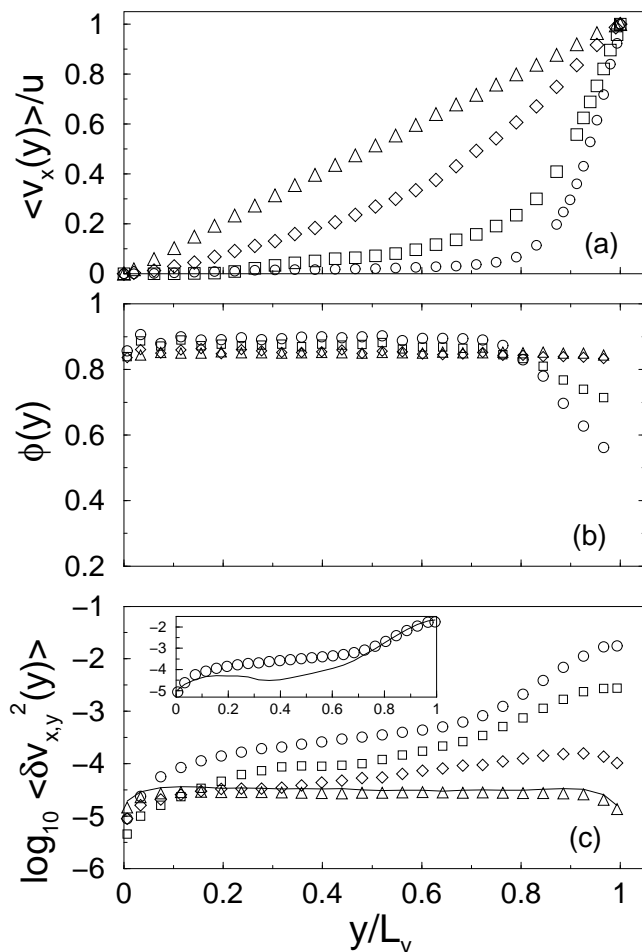


FIG. 2: (a) Average velocity $\langle v_x \rangle$ (normalized by u) in the flow direction, (b) local packing fraction ϕ , and (c) velocity fluctuations $\langle \delta v_{x,y}^2 \rangle$ in the x - (solid lines) and y -directions (symbols) as a function of height y/L_y from the stationary wall in a 2D system with harmonic spring interactions and underdamped dynamics ($b^* = 0.01$) at $\phi = 0.85$. In each panel, 4 boundary velocities are shown; triangles, diamonds, squares, and circles correspond to $u = 0.075, 0.15, 0.37$, and 0.75 , respectively. The inset to (c) compares velocity fluctuations in the x - and y -directions at $u = 0.75$.

and temperature profiles. Both u regimes are depicted in Fig. 1 using the flow curve for an underdamped athermal system in 2D.

In order to demonstrate these results, we performed a series of molecular dynamics simulations of soft repulsive athermal systems undergoing boundary-driven shear flow under conditions of fixed volume, number of particles N , and velocity of the top shearing wall u . The systems were composed of $N/2$ large particles and $N/2$ small particles with equal mass m and diameter ratio 1.4 to prevent crystallization and segregation. Initial states were prepared by quenching the system from random initial positions to zero temperature [13] using the conjugate gradient method [14] to minimize the system's total potential energy. During the quench, periodic boundary conditions were implemented in all directions. Following the quench, particles with y -coordinates $y > L_y$ ($y < 0$) were chosen to comprise the top (bottom) boundary. The walls were

therefore rough and amorphous. Results did not depend on the thermal quench rate provided the systems were sheared long enough to remove initial transients.

Shear flow in the x -direction with a shear gradient in the y -direction was created by moving all particles in the top wall at fixed velocity u in the x -direction relative to the stationary bottom wall. Therefore, particles in the walls do not possess velocity fluctuations. During the shear flow, periodic boundary conditions were imposed in the x - and z -directions (in 3D). The system-size was varied in the range $N = [256, 3072]$ to assess finite-size effects. Only small sample sizes were required in the x and z directions. In contrast, more than ≈ 50 particle layers were required in the shear-gradient direction to remove finite-size effects. Most simulations were carried out using $L_x = L_z = 18\sigma$ and $L_y = 72\sigma$, where σ is the small particle diameter. The systems were sheared for a strain of 5 to remove initial transients and then quantities like velocity, pressure and shear stress (obtained from the microscopic pressure tensor [15]), and local packing fraction were measured as a function of distance y from the stationary wall. Averaged quantities were obtained by sampling between strains of 5 to 10.

Bulk and boundary particles interact via the following pairwise, finite-range, purely repulsive potential: $V(r_{ij}) = \epsilon(1 - r_{ij}/\sigma_{ij})^\alpha/\alpha$, where $\alpha = 2, 5/2$ correspond to harmonic and Hertzian spring interactions, ϵ is the characteristic energy scale of the interaction, $\sigma_{ij} = (\sigma_i + \sigma_j)/2$ is the average diameter of particles i and j , and r_{ij} is their separation. The interaction potential is zero when $r_{ij} \geq \sigma_{ij}$. Our results were obtained over a range of packing fraction from $\phi = [0.58, 0.80]$ in 3D and $\phi = [0.75, 1.0]$ in 2D, which allows us to probe packing fractions both above and below random close-packing [13]. The units of length, energy, and time are σ , ϵ , and $\sigma\sqrt{m/\epsilon}$, respectively.

For athermal or dissipative dynamics, the position and velocity of each particle are obtained by solving [16]

$$m \frac{d^2 \vec{r}_i}{dt^2} = \vec{F}_i^r - b \sum_j (\vec{v}_i - \vec{v}_j), \quad (1)$$

where $\vec{F}_i^r = -\sum_j dV(r_{ij})/dr_{ij} \hat{r}_{ij}$, the sums over j only include particles that overlap i , \vec{v}_i is the velocity of particle i , and $b > 0$ is the damping coefficient. Although for the present discussion we neglect the particles' rotational degrees of freedom, we have shown that including these does not qualitatively change any of our results [17]. The dynamics can be changed from underdamped to overdamped by tuning the dimensionless damping coefficient $b^* = b\sigma/\sqrt{\epsilon m}$ above $b_c^* = \sqrt{2}$. Frictionless granular materials and model foams can be studied using $b^* < b_c^*$ [16] and $b^* \gg b_c^*$ [18], respectively.

Three physical parameters, the packing fraction ϕ , the velocity u of the moving boundary, and the dimensionless damping coefficient b^* , strongly influence the shape of the mean velocity profile. First, we find that a critical boundary velocity u_c exists that separates linear from

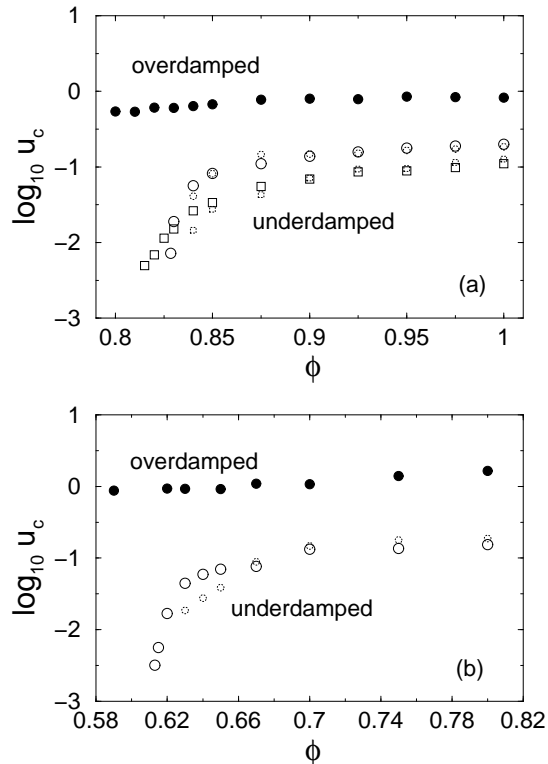


FIG. 3: Critical velocity u_c of the moving wall versus packing fraction ϕ in (a) 2D and (b) 3D systems with harmonic (circles) and Hertzian (squares) spring interactions. The open and filled symbols correspond to $b^* = 0.01$ and $b^* = 5$, respectively. For underdamped systems, we plot $u_T/2$ for harmonic (small circles) and Hertzian (small squares) spring interactions, where u_T is the shear wave speed.

nonlinear flow behavior. For $u < u_c$ (but not in the quasistatic flow regime), the mean velocity profiles in the flow direction are linear; however, when $u > u_c$ they become nonlinear. The width of the shearing region decreases as u continues to increase above u_c . This is shown in Fig. 2(a) for an underdamped ($b^* \ll b_c^*$) system in 2D with harmonic spring interactions at $\phi = 0.85$. As u is increased above $u_c \approx 0.08$, the mean velocity profiles $\langle v_x(y) \rangle$ become more and more nonlinear. When the boundary velocity has increased to $u = 0.75$, approximately 80% of the system is nearly static, while the remaining 20% undergoes shear flow.

We also monitored the local packing fraction and mean-square velocity fluctuations (or kinetic temperature) during shear. These are shown for the same dense system with underdamped dynamics in Fig. 2 (b) and (c). We find that when the mean velocity profile is linear, the packing fraction and velocity fluctuations are spatially uniform. Moreover, the velocity fluctuations in the x - and y -directions are identical. However, when the boundary velocity exceeds u_c , the packing fraction and mean-square velocity profiles become spatially dependent. In this regime, the compressional forces induced by the shearing boundary are large enough to cause dilatancy. The system becomes less dense near the shearing wall and more compact in the nearly static region. In

addition, the shearing wall induces a kinetic temperature gradient with velocity fluctuations larger near the shearing boundary. The kinetic temperature also becomes anisotropic with $\langle \delta v_x^2 \rangle < \langle \delta v_y^2 \rangle$ when $u > u_c$. Thus, several phenomena occur simultaneously as the boundary velocity is increased above u_c : 1) the velocity profile becomes nonlinear, 2) the system dilates near the shearing boundary and compacts in the bulk, and 3) the kinetic temperature becomes higher near the shearing wall.

We have measured the critical wall velocity u_c as a function of packing fraction ϕ for systems with underdamped dynamics and harmonic and Hertzian spring interactions in 2D and 3D. These measurements are shown in Fig. 3. We find that u_c is nearly constant at large ϕ but then decreases sharply as ϕ approaches a critical packing fraction ϕ_c . For $\phi < \phi_c$, $u_c = 0$ with $\phi_c \approx 0.81 - 0.82$ in 2D for harmonic and Hertzian springs and $\phi_c \approx 0.61$ in 3D for harmonic springs. We expect that Hertzian springs will give a similar result for ϕ_c in 3D. These values for ϕ_c are close to recent measurements of random close-packing in systems at zero temperature [13]. We have also measured u_0 in underdamped systems [17]. u_0 decreases strongly near random close packing, but for all systems studied $u_0 \leq u_c$. In particular, we find that when $u_c = 0$, $u_0 = 0$ also.

A possible interpretation of the critical wall velocity u_c can be obtained by comparing the time it takes the system to shear a unit strain to the time it takes a shear wave (with speed u_T) to traverse the system and return to the shearing boundary. This simple argument predicts $u_c = u_T/2$. u_T can be obtained by studying the transverse current correlation function $C_T(\omega, k)$ as a function of frequency ω and wavenumber $k = 2\pi n\sigma/L_x$ ($n = \text{integer}$) and the resulting dispersion relation $\omega_T(k)$ [19]. In Fig. 3, we compare $u_T = d\omega_T/dk$ (for $n = 3$ to 12) and u_c as a function of ϕ for both potentials in 2D and for harmonic springs in 3D [20]. Although deviations occur close to ϕ_c , we find that u_c agrees very well with $u_T/2$ over a wide range of ϕ .

What is the shape of mean velocity profiles in dilute underdamped systems with $\phi < \phi_c$? Since u_c is zero below ϕ_c , we expect that mean velocity profiles in these dilute systems are nonlinear for all nonzero u . This is indeed what we find for all systems studied. Fig. 4 shows the mean velocity profiles for a 2D underdamped system at $\phi < \phi_c$ over three decades in u . In contrast to the behavior in dense systems, the velocity profiles are not monotonic in u . However, there is a range of boundary velocities (one decade) over which the velocity profiles collapse onto a common exponential profile. A robust exponential profile has also been found over a wide range of shear rates in experiments of granular materials [2]. Similarly to the systems characterized by large ϕ , low ϕ ones are accompanied by spatially-dependent packing fraction and mean-square velocity profiles.

Boundary-driven shear flow in *overdamped* systems is, however, substantially different from that in underdamped systems since velocities of neighboring particles

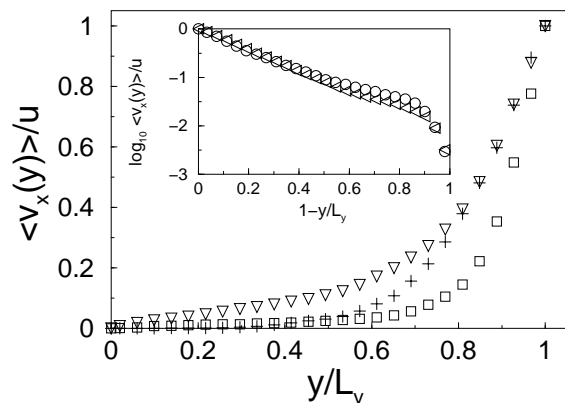


FIG. 4: Average velocity $\langle v_x(y) \rangle / u$ in the shear flow direction as a function of height y/L_y from the stationary wall in a 2D underdamped system ($b^* = 0.01$) at $\phi < \phi_c$. Three boundary velocities are shown; squares, downward triangles, and pluses correspond to $u = 0.38, 0.038,$ and 7.7×10^{-4} , respectively. The inset shows that there is a wide range of u from 0.0077 (leftward triangles) to 0.077 (circles) over which the velocity profiles collapse.

are strongly coupled. Fig. 3 shows that in the overdamped limit ($b^* \gg b_c^*$), the critical boundary velocity is nearly independent of ϕ over the studied range in both 2D and 3D. We also find that u_c increases linearly with b^* , thus the velocity profiles tend toward linear profiles as the dissipation increases at fixed u .

In this letter we present results of molecular dynamics simulations of repulsive athermal systems undergoing boundary-driven shear flow in 2D and 3D. We demonstrate that a critical boundary velocity u_c exists (at large

u) that signals the onset of spatial inhomogeneity. When u exceeds u_c , the mean velocity profiles become nonlinear, the system becomes dilated near the moving wall and compressed near the stationary wall, and the system possesses a nonuniform kinetic temperature profile with higher temperature near the moving wall. For underdamped systems, u_c is nearly constant at large ϕ but decreases strongly at lower ϕ until it vanishes at ϕ_c . ϕ_c depends on the damping coefficient but approaches recent estimates of random close-packing [13] in the small damping limit. In this limit, u_c is determined by the speed of shear waves in the material, u_T . When u exceeds $u_c = u_T/2$, large shear strain occurs before shear waves are able to traverse the system. In the overdamped limit, u_c is nearly independent of ϕ over the studied range and scales linearly with the damping coefficient b^* .

Possible future directions include adding friction to the model in Eq. 1, which would allow us to make more direct contact with experiments on granular materials [1, 2]. Are nonlinear velocity profiles more likely to occur in systems with frictional particles? How does the propagation of shear waves change in that case? We are currently investigating these important questions.

We thank R. Behringer, A. Liu, and M. Robbins for helpful comments and one of the referees for suggesting measurements of the shear wave speed u_T . Financial support from NASA grants NAG3-2377 (NX) and NNC04GA98G (LK) and Yale University (NX,CSO) is gratefully acknowledged.

-
- [1] D. M. Mueth, G. F. Debregeas, G. S. Karczmar, P. J. Eng, S. R. Nagel, and H. M. Jaeger, *Nature* **406**, 385 (2000).
- [2] W. Losert, L. Bocquet, T. C. Lubensky, and J. P. Golub, *Phys. Rev. Lett.* **85**, 1428 (2000); D. Howell, R. P. Behringer, and C. Veje, *Phys. Rev. Lett.* **82**, 5241 (1999).
- [3] X. Fu, D. A. Rigney, and M. L. Falk, *J. Non-Cryst. Solids* **317**, 206 (2003).
- [4] P. Coussot, J. S. Raynaud, F. Bertrand, P. Moucheront, J. P. Guilbaud, H. T. Huynh, S. Jarny, and D. Lesueur, *Phys. Rev. Lett.* **88**, 218301 (2002).
- [5] G. Debregeas, H. Tabuteau, and J.-M. di Meglio, *Phys. Rev. Lett.* **87**, 178305 (2001).
- [6] J. Lauridsen, G. Chanan, and M. Dennin, unpublished.
- [7] J.-B. Salmon, A. Colin, S. Manneville, and F. Molino, *Phys. Rev. Lett.* **90**, 228303 (2003).
- [8] P. A. Thompson and G. S. Grest, *Phys. Rev. Lett.* **67**, 1751 (1991).
- [9] S. Y. Liem, D. Brown, and J. H. R. Clarke, *Phys. Rev. A* **45**, 3706 (1992).
- [10] F. Varnik, L. Bocquet, J.-L. Barrat, and L. Berthier, *Phys. Rev. Lett.* **90**, 095702 (2003).
- [11] J. Rottler and M. O. Robbins, *Phys. Rev. E* **68**, 011507 (2003).
- [12] Preliminary results on the systems considered here show that *instantaneous* velocity profiles are indeed nonlinear for $u < u_0$, but more work needs to be done to fully characterize the mean profiles.
- [13] C. S. O'Hern, S. A. Langer, A. J. Liu, and S. R. Nagel, *Phys. Rev. Lett.* **88**, 075507 (2002); C. S. O'Hern, L. E. Silbert, A. J. Liu, and S. R. Nagel, *Phys. Rev. E* **68**, 011306 (2003).
- [14] W. H. Press, B. P. Flannery, S. A. Teukolsky, and W. T. Vetterling, *Numerical Recipes in Fortran 77* (Cambridge University Press, New York, 1986).
- [15] D. J. Evans and G. P. Morriss, *Statistical Mechanics of Nonequilibrium Liquids*, (Academic Press, London, 1990).
- [16] S. Luding, *Phys. Rev. E* **55**, 4720 (1994).
- [17] N. Xu and C. S. O'Hern, (unpublished).
- [18] D. J. Durian, *Phys. Rev. E* **55**, 1739 (1997).
- [19] J. P. Hansen and I. R. McDonald, *Theory of Simple Liquids* (Academic Press, London, 1986).
- [20] To simplify the calculations, we measured $u_T(\phi)$ in low-temperature, quiescent reference systems. This is justified because the ϕ contribution to u_T is much larger than the fluctuation contribution to u_T for systems with ϕ above random close packing and $u \sim u_c$.