

Excitation of semi-infinite electromagnetic crystal

P.A. Belov and C.R. Simovski

*Photonics and Optoinformatics Department, St. Petersburg State University of Information Technologies,
Mechanics and Optics, Sablinskaya 14, 197101, St. Petersburg, Russia*

(Dated: February 25, 2019)

This paper presents an analytical theory describing excitation of a semi-infinite electromagnetic crystal by plane electromagnetic wave. A three-dimensional crystal with orthorhombic elementary cell, formed by scatterers which can be substituted by point dipoles with known polarizability and fixed orientation is considered. The closed-form analytical formulae for the amplitudes of excited modes and Floquet harmonics of scattered field for the semi-infinite electromagnetic crystal are derived in terms of the infinite crystal eigenmodes wavevectors. A generalisation of Ewald-Oseen extinction principle has been formulated for electromagnetic crystals under consideration. This principle has been extended also for the electromagnetic crystals of more general kind characterized by three-periodical dielectric permittivity distribution.

PACS numbers: 42.70.Qs, 42.25.Fx, 41.20.Jb, 73.20.Mf

I. INTRODUCTION

Electromagnetic crystals are artificial periodical structures operating at the wavelengths comparable with their period¹⁻³. At the optical frequency range they are called photonic crystals. The inherent feature of such media is the existence of the frequency bands where the material does not support propagating waves. These bands are called band gaps, and therefore the crystals are sometimes called electromagnetic or photonic band gap structures. The band gaps are caused by spatial resonances appearing in the crystal. They strongly depend on the direction of propagation. It means that electromagnetic crystals are media with spatial dispersion⁴⁻⁶. The material parameters for such media depend on the wavevector as well as on the frequency if they can be introduced at all. The homogenization approach is not the most convenient way for the description of electromagnetic crystals. In order to describe them additional boundary conditions are to be introduced, and that involves some related complexities.

The electromagnetic crystals are usually studied with the help of numerical methods¹⁻³. Analytical models exist only for the very narrow class of electromagnetic crystals. There are only few geometries which can be solved strictly analytically as well as some types of electromagnetic crystals which can be studied analytically only under a certain approximation. In this paper an analytical method is suggested, which allows studying dispersion and reflection properties of three-dimensional crystals formed by point scatterers with known polarizabilities using the local field approximation⁷⁻¹⁰. The first attempt to achieve this goal has been made by Mahan and Obermair in⁷. Analytical expressions for reflection coefficients and amplitudes of excited modes for a semi-infinite crystal were obtained in terms of wave vectors of the infinite crystal eigenmodes. That is the unique rigorous solution at the present time. Mahan and Obermair have considered only the normal incidence and have taken into account only the fundamental Floquet har-

monic interaction between layers. Moreover, the method suggested in⁷ is based on introduction of fictitious zero polarizations at the imaginary crystallographic planes in free space over the semi-infinite crystal. As shown below such approach appears to be not a strict one.

In this paper we follow to the main idea of⁷ to express amplitudes of excited modes and scattered Floquet harmonics in terms of wave vectors of the infinite crystal eigenmodes. In order to describe the interaction between layers we consider oblique incidence and take into account all Floquet harmonics. In the current study equations for real (non-fictitious) layers are derived and as an intermediate step a generalized Ewald-Oseen extinction theorem for electromagnetic crystals under consideration is proved. As a result a linear system of equations for amplitudes of excited eigenmodes has been derived. The obtained system is solved analytically with the help of an original method of function recovery based on its zeros, poles and a value at a definite point. Solving that system makes possible to determine amplitudes of all excited eigenmodes and all scattered Floquet harmonics.

In the last section we prove a generalized Ewald-Oseen extinction theorem for electromagnetic crystals of general kind characterized by three-periodical dielectric permittivity distribution. We can not provide an analytical solution for the corresponding system of equations, but a numerical solution of that system allows to calculate parameters of excitation and scattering. This offers a new method for the determination of reflection properties of the semi-infinite crystals with the help of the known dispersion properties of the infinite ones.

II. DISPERSION EQUATION

First, let us consider an infinite crystal formed by point dipole scatterers (with some known polarizability α along fixed direction given by unit vector \mathbf{d} , $\bar{\alpha} = \alpha \mathbf{d} \mathbf{d}$). The scatterers are arranged in the nodes of the three-dimensional lattice with an orthorhombic elementary cell

$a \times b \times c$, see Figure 1. The host medium is assumed to be isotropic material with permittivity ϵ and permeability μ .

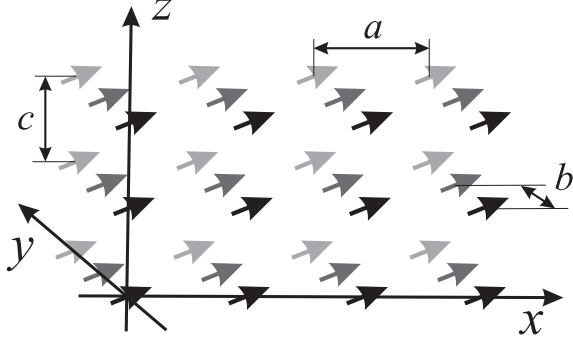


FIG. 1: Geometry of an infinite electromagnetic crystal

Let a wave vector of eigenmode be $\mathbf{q} = (q, q_y, q_z)^T$. The distribution of the scatterers polarization is assumed to be described as $\mathbf{p}_{n,s,l} = \mathbf{p} e^{-j(qan + q_y bs + q_z cl)}$, where n, s, l are integer indices of scatterers along the axes x, y, z , respectively, and \mathbf{p} is a dipole moment of the scatterer with the center at the coordinate origin. Following the local field approach \mathbf{p} can be expressed as $\mathbf{p} = \alpha(\mathbf{E}_{\text{loc}} \cdot \mathbf{d})\mathbf{d}$, where \mathbf{E}_{loc} is a local electric field acting on the scatterer. The local field is produced by all other scatterers and is expressed by the formula

$$\mathbf{E}_{\text{loc}} = \sum_{n,s,l} \overline{\overline{G}}(\mathbf{R}_{n,s,l}) \mathbf{p}_{n,s,l}, \quad (1)$$

where $\overline{\overline{G}}(\mathbf{R})$ is a three-dimensional dyadic Green function of the host medium and summation is taken over all triples of indices except the zero one. Accordingly the following dispersion equation for the crystal under consideration is obtained:

$$\alpha^{-1} = \left[\sum_{n,s,l} \overline{\overline{G}}(\mathbf{R}_{n,s,l}) e^{-j(qan + q_y bs + q_z cl)} \right] \cdot \mathbf{d}. \quad (2)$$

In order to evaluate sums of series in (2) we use a plane-wise approach⁸. According to this approach the dispersion equation takes the following form:

$$\alpha^{-1} = \sum_{n=-\infty}^{+\infty} \beta_n e^{-jqan}. \quad (3)$$

The coefficients β_n describe the interaction between layers and include the information on transverse wave vector components q_y, q_z as well as on a geometry of a single layer (lattice periods b, c). For $n = 0$ the calculation of coefficient β_0 (describing interaction inside of a layer and expressed in the form of two-dimensional series without the zero term) requires additional efforts. This problem is not going to be considered in the current paper (see⁸ for details), because it is not necessary for our

derivations. For $n \neq 0$ coefficients β_n can be expanded into series of Floquet harmonics.

The electric field produced by a single layer (namely two-dimensional grid $b \times c$ of point dipoles with the distribution $\mathbf{p}_{s,l} = \mathbf{p} e^{-j(q_y bs + q_z cl)}$) located in the plane $x = 0$ is equal to

$$\mathbf{E}(\mathbf{R}) = \frac{j}{2ab\epsilon} \sum_{s,l} [\mathbf{k}_{s,l}^{\text{sign}(x)} \times [\mathbf{k}_{s,l}^{\text{sign}(x)} \times \mathbf{p}]] \frac{e^{-j(\mathbf{k}_{s,l}^{\text{sign}(x)} \cdot \mathbf{R})}}{k_{s,l}}, \quad (4)$$

where $\mathbf{k}_{s,l}^{\pm} = (\pm k_{s,l}, k_s^y, k_l^z)^T$, $k_s^y = q_y + \frac{2\pi s}{b}$, $k_l^z = q_z + \frac{2\pi l}{c}$, $k_{s,l} = \sqrt{K^2 - (k_s^y)^2 - (k_l^z)^2}$, $K^2 = |\mathbf{k}_{s,l}^{\pm}|^2 = \epsilon\mu\omega^2$. One should choose the square root in the expression for $k_{s,l}$ so that $\text{Im}(\sqrt{\cdot}) < 0$. The sign \pm corresponds to half spaces $x > 0$ and $x < 0$ respectively.

The formula (4) poses an expansion by plane waves for the field produced by a single layer of dipoles. The mentioned plane waves have wavevectors $\mathbf{k}_{s,l}^{\pm}$. They are called Floquet harmonics and represent a spatial spectrum of the field. Floquet harmonics are widely used in analysis of phased array antennas¹¹.

Using (4) we obtain the following expression for β_n ($n \neq 0$):

$$\beta_n = \sum_{s,l} \gamma_{s,l}^{-\text{sign}(n)} e^{-jk_{s,l}a|n|}, \quad (5)$$

where $\gamma_{s,l}^{\pm} = [K^2 - (\mathbf{k}_{s,l}^{\pm} \cdot \mathbf{d})^2] / (2jab\epsilon k_{s,l})$. After substitution of (5) into (3) we change the order of summation and using the formula for a geometrical progression sum we obtain the dispersion equation in the following form:

$$\alpha^{-1} = \beta_0 + \sum_{s,l} \left[\frac{\gamma_{s,l}^-}{e^{j(k_{s,l} + q)a} - 1} + \frac{\gamma_{s,l}^+}{e^{j(k_{s,l} - q)a} - 1} \right]. \quad (6)$$

This is a transcendental equation expressed by rapidly convergent series. Dispersion properties of the crystal under consideration can be studied with help of numerical solution of the latter equation.

III. SEMI-INFINITE CRYSTAL

Now let us consider a semi-infinite electromagnetic crystal (the half-space $x \geq a$ filled by the crystal considered in previous section), see Figure 2. The structure is excited by a plane electromagnetic wave with the wave vector $\mathbf{k} = (k, k_y, k_z)^T$ and the intensity of electric field \mathbf{E}_{inc} . Let us denote the component of the incident electric field along the direction of dipoles as $E_{\text{inc}} = (\mathbf{E}_{\text{inc}} \cdot \mathbf{d})$. The axis X is assumed to be normal to the interface. The tangential (with respect to the interface) distribution of dipole moments in excited semi-infinite crystal is determined by a tangential component of the incident wave vector. It means that $p_{n,s,l} = p_n e^{-j(k_y bs + k_z cl)}$, where the polarizations of zero-numbered scatterers from layer

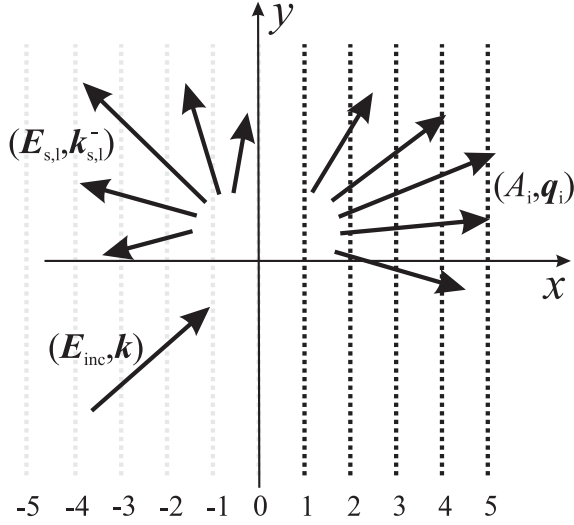


FIG. 2: Geometry of a semi-infinite electromagnetic crystal

with the index n are denoted as $p_n = p_{n,0,0}$. The layer-to-layer distribution $\{p_n\}$ is unknown and therefore is to be found. Using the local field approach one can write the infinite linear system of equations for that distribution:

$$p_m = \alpha \left(E_{\text{inc}} e^{-j k a m} + \sum_{n=1}^{+\infty} \beta_{n-m} p_n \right), \quad \forall m \geq 1. \quad (7)$$

The solution of system (7) gives the distribution of polarization in the excited semi-infinite crystal. It allows to determine the scattered field in the half-space $x < 1$ with help of the expansion by Floquet harmonics (4):

$$\mathbf{E} = \sum_{s,l} \mathbf{E}_{s,l} e^{-j(\mathbf{k}_{s,l}^- \cdot \mathbf{R})}, \quad (8)$$

where the amplitudes of Floquet harmonics are following:

$$\mathbf{E}_{s,l} = \frac{j}{2ab\epsilon k_{s,l}} [\mathbf{k}_{s,l}^- \times [\mathbf{k}_{s,l}^- \times \mathbf{d}]] \sum_{n=1}^{+\infty} p_n e^{-j k_{s,l} a n}. \quad (9)$$

In case if the crystal supports propagating modes, it is quite difficult to find a solution of (7) numerically. Simple methods such as system truncating (considering a slab with finite thickness instead of half-space like in¹²) results in nonconvergent oscillating solutions and therefore are not applicable.

IV. EXPANSION BY EIGENMODES

In order to solve (7) accurately an expansion of the polarization by eigenmodes⁷ is used:

$$p_n = \sum_i A_i e^{-j q_i a n}, \quad (10)$$

where A_i and q_i are the amplitude and the x -component of the wave vector of an eigenmode with the index i ,

respectively. Every eigenmode is assumed to be a solution of the dispersion equation (6) with the wave vector $\mathbf{q}_i = (q_i, k_y, k_z)^T$. In the formula (10) the summation is taken by eigenmodes which either transfer energy into half-space $x \geq a$ ($\frac{dq_i}{d\omega} > 0$) or decay ($\text{Im}(q_i) < 0$).

Let us assume that the dispersion equation (6) is solved (for example numerically) and that the necessary set of eigenmodes $\{q_i\}$ is found. Then we substitute (10) into (7) that replace the set of unknown layers polarizations by a set of unknown eigenmodes amplitudes:

$$\alpha^{-1} \sum_i A_i e^{-j q_i a m} = E_{\text{inc}} e^{-j k a m} + \sum_{n=1}^{+\infty} \beta_{n-m} \sum_i A_i e^{-j q_i a n}. \quad (11)$$

Applying the auxiliary relation obtained from (6):

$$\alpha^{-1} e^{-j q_i a m} - \sum_{n=-\infty}^0 \beta_{n-m} e^{-j q_i a n} = \sum_{n=1}^{+\infty} \beta_{n-m} e^{-j q_i a n}, \quad (12)$$

the equation (11) can be transformed as following:

$$\sum_i A_i \left(\sum_{n=-\infty}^0 \beta_{n-m} e^{-j q_i a n} \right) = E_{\text{inc}} e^{-j k a m}. \quad (13)$$

It should be noted, that using definition of Mahan and Obermair for the polarization of fictitious layers ($p_n = \sum_i A_i e^{-j q_i a n}$, $\forall n \leq 0$) one can rewrite (13) as

$$\sum_{n=-\infty}^0 \beta_{n-m} p_n = E_{\text{inc}} e^{-j k a m}. \quad (14)$$

It is evident that the assumption of Mahan and Obermair implying all polarizations of fictitious layers to be zeros contradicts with (14). That fact proves that the assumption made in⁷ is not strict.

The system of equations (13) can be truncated and solved numerically quite easily in contrast to (7). As a result, the amplitudes of eigenmodes $\{A_i\}$ can be found and the polarization distribution can be restored using formula (10). The amplitudes of scattered Floquet harmonics (9) can be also expressed in terms of excited eigenmodes amplitudes by means of substituting (10) into (9), changing the order of summation and evaluating sums of geometrical progressions. The final expression for the amplitudes of Floquet harmonics is following:

$$\mathbf{E}_{s,l} = \frac{[\mathbf{k}_{s,l}^- \times [\mathbf{k}_{s,l}^- \times \mathbf{d}]]}{2jab\epsilon k_{s,l}} \sum_i A_i \frac{1}{1 - e^{j(q_i + k_{s,l})a}}. \quad (15)$$

One can stop at this stage and claim that the problem of the semi-infinite electromagnetic crystal excitation is solved. However in this case the solution would require long numerical calculations, such as solving the system (13) and substituting the results into (9). The possibility to make all described operations analytically in the closed-form is shown below.

V. ANALYTICAL SOLUTION

Substituting the expansion (5) into (13) we obtain:

$$\sum_i A_i \left(\sum_{n=-\infty}^0 \left[\sum_{s,l} \gamma_{s,l}^+ e^{-jk_{s,l}a|n-m|} \right] e^{-jq_i a n} \right) = E_{\text{inc}} e^{-jk_{am}} \quad (16)$$

Changing the order of summation in (16), taking into account that $n - m < 0$ and using formula for the sum of geometrical progression we obtain:

$$\sum_{s,l} \gamma_{s,l}^+ \left(\sum_i A_i \frac{1}{1 - e^{j(q_i - k_{s,l})a}} \right) e^{-jk_{s,l}am} = E_{\text{inc}} e^{-jk_{am}} \quad (17)$$

That is a system of linear equations where unknowns are given by expressions in brackets. It has a unique solution because the determinant of the system has a finite nonzero value. Note that $k_{s,l} = k$ only if $(s, l) = (0, 0)$. Thus, the solution of (17) has the following form:

$$\sum_i A_i \frac{1}{1 - e^{j(q_i - k_{s,l})a}} = \begin{cases} E_{\text{inc}}/\gamma_{0,0}^+, & (s, l) = (0, 0) \\ 0, & (s, l) \neq (0, 0) \end{cases} \quad (18)$$

The values at the right side of (18) are the normalized amplitudes of incident Floquet harmonics, and the series at the left side are the normalized amplitudes of Floquet harmonics produced by the whole semi-infinite crystal polarization which cancel the incident harmonics. Thus, the equation (18) represents the generalization of the Ewald-Oseen extinction principle¹³: *The polarization in a semi-infinite electromagnetic crystal is distributed in such a way that it cancels the incident wave together with all high-order Floquet harmonics even if they have zero amplitudes.* The additional words related to high-order Floquet harmonics is the main and principal difference of Ewald-Oseen extinction principle formulation for electromagnetic crystals as compared to the classical case of isotropic dielectrics. It should be noted, that the formula for the amplitudes of scattered Floquet harmonics (15) contains series that have the same form as (18), but another sign of the wave vectors of Floquet harmonics.

The amplitudes of the excited modes A_i can be found from the infinite set of equations (18). In order to solve the latter an auxiliary function $f(x)$ with only isolated singular points is considered:

$$f(x) = x \sum_i A_i \frac{1}{x - e^{jq_i a}}. \quad (19)$$

Comparing (15) and (18) to (19) one can see that the function $f(x)$ has following properties:

- It has poles at $x = e^{jq_i a}$
- It has zeros at $x = e^{jk_{s,l}a}$, $(s, l) \neq (0, 0)$ and $x = 0$
- It has a known value $E_{\text{inc}}/\gamma_{0,0}^+$ at $x = e^{jka}$

- Its values at $x = e^{-jk_{s,l}a}$ determine amplitudes of scattered Floquet harmonics with the index (s, l)
- Its residues at $x = e^{jq_i a}$ determine amplitudes of excited eigenmodes with the index i .

It is possible to restore the function $f(x)$ using the known values of its poles, zeros and a known value at some point:

$$f(x) = \frac{E_{\text{inc}} x}{\gamma_{0,0}^+ e^{jka}} \prod_{(s,l) \neq (0,0)} \frac{x - e^{jk_{s,l}a}}{e^{jka} - e^{jk_{s,l}a}} \prod_i \frac{e^{jka} - e^{jq_i a}}{x - e^{jq_i a}}. \quad (20)$$

Thus, the amplitudes of excited eigenmodes are as following:

$$A_n = \frac{E_{\text{inc}}(1 - e^{j(q_n - k)a})}{\gamma_{0,0}^+} \times \prod_{(s,l) \neq (0,0)} \frac{e^{jq_n a} - e^{jk_{s,l}a}}{e^{jka} - e^{jk_{s,l}a}} \prod_{i \neq n} \frac{e^{jka} - e^{jq_i a}}{e^{jq_n a} - e^{jq_i a}}, \quad (21)$$

and the amplitudes of scattered Floquet harmonics with index (r, t) are as following:

$$\mathbf{E}_{r,t} = \frac{E_{\text{inc}} e^{-jk_{r,t}a} [\mathbf{k}_{r,t}^- \times [\mathbf{k}_{r,t}^- \times \mathbf{d}]]}{2jab\epsilon k_{r,t} \gamma_{0,0}^+ e^{jka}} \times \prod_{(s,l) \neq (0,0)} \frac{e^{-jk_{r,t}a} - e^{jk_{s,l}a}}{e^{jka} - e^{jk_{s,l}a}} \prod_i \frac{e^{jka} - e^{jq_i a}}{e^{-jk_{r,t}a} - e^{jq_i a}}. \quad (22)$$

VI. COMPARISON TO THE OTHER THEORIES

Let us consider the situation in the Mahan and Obermair theory domain of validity when $\mathbf{d} = \mathbf{y}_0$, $k_y = k_z = 0$ and $a = b = c$. In this case the formula (22) for the fundamental Floquet harmonic ($r = t = 0$) can be rewritten in terms of reflection coefficient:

$$R = -e^{-2jka} \prod_{(s,l) \neq (0,0)} \frac{e^{-jka} - e^{jk_{s,l}a}}{e^{jka} - e^{jk_{s,l}a}} \prod_i \frac{e^{jka} - e^{jq_i a}}{e^{-jka} - e^{jq_i a}}. \quad (23)$$

Comparing that result with the final result of the work⁷ (the next formula after (C7) on page 841) one can see that the first product in our formula (23) $\prod_{(s,l) \neq (0,0)} \frac{e^{-jka} - e^{jk_{s,l}a}}{e^{jka} - e^{jk_{s,l}a}}$ is absent in the result of Mahan and Obermair. This difference is a consequence of the fact that in our study all Floquet harmonics produced by the layers are taken into account in contrast to only the fundamental harmonic in the Mahan and Obermair approach.

The dependence of the product Π vs. normalized frequency is plotted in Figure 3. One can see that the value of the product is nearly equal to the unity for $ka < 1.6\pi$,

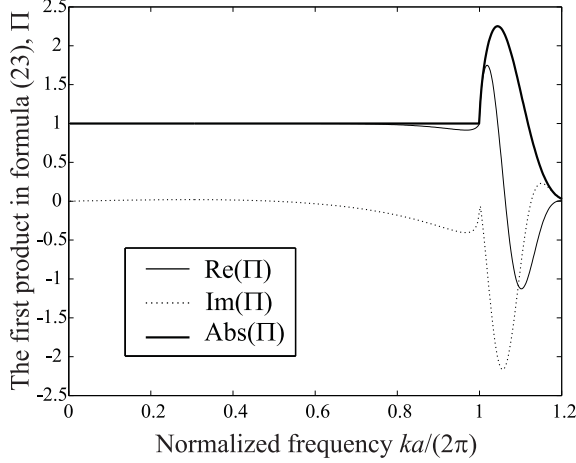


FIG. 3: Dependence of the first product in formula (23) $\Pi = \prod_{(s,l) \neq (0,0)} \frac{e^{-jka} - e^{jk_{s,l}a}}{e^{jka} - e^{jk_{s,l}a}}$ vs. normalized frequency $ka/(2\pi)$

but for $ka > 2\pi$ the value of the product significantly differs from the unity. Thus we conclude that the theory of Mahan and Obermair is valid in the low frequency range where periods of the lattice are small compared to the wavelength. Our theory has no restrictions within the frame of the dipole model of electromagnetic crystal.

At the long-wavelength limit in the case of cubic lattice the series in the formula (2) can be replaced by the integral taken over the whole space except unit cell V :

$$\alpha^{-1} = \left[\left(\int_{R^3/V} \bar{G}(\mathbf{R}) e^{-j(\mathbf{q} \cdot \mathbf{R})} d\mathbf{R} \right) \mathbf{d} \right] \cdot \mathbf{d}. \quad (24)$$

The integral in the right side of (24) can be evaluated by means of the same technique that was used while deducting Ewald-Oseen extinction principle in¹³. The result is as following:

$$\alpha^{-1} = \left[\frac{4\pi}{3} + 4\pi \frac{(\mathbf{q} \cdot \mathbf{d})^2 - |\mathbf{q}|^2}{K^2 - |\mathbf{q}|^2} \right] \frac{V}{\varepsilon}. \quad (25)$$

The obtained dispersion equation (25) can be transformed to the familiar form:

$$\tilde{\varepsilon}(K^2 - q_d^2) = \varepsilon(|\mathbf{q}|^2 - q_d^2), \quad (26)$$

$$\tilde{\varepsilon} = \varepsilon \left(1 + \frac{4\pi\alpha/(\varepsilon V)}{1 - \frac{4\pi}{3}\alpha/(\varepsilon V)} \right), \quad (27)$$

where $q_d = (\mathbf{q} \cdot \mathbf{d})$ is component of wavevector along the anisotropy axis.

The formula (26) is presented in the classical form of a dispersion equation for an uniaxial dielectric with permittivity $\tilde{\varepsilon}$ along the anisotropy axis and ε in transverse plane. The expression (27) is Clausius-Mossotti formula

for the effective permittivity of cubic lattice of scatterers with polarizability α .

At the long-wavelength limit the formula (23) for amplitude of reflected wave simplifies as follows:

$$\mathbf{E}_R = - \frac{(\mathbf{E}_{\text{inc}} \cdot \mathbf{d}) [\mathbf{k}^- \times [\mathbf{k}^- \times \mathbf{d}]]}{[K^2 - (\mathbf{k} \cdot \mathbf{d})^2]} \frac{k - q}{k + q}, \quad (28)$$

where $\mathbf{k}^- = (-k, k_y, k_z)^T$ is wavevector of reflected wave. The formula (28) represents a compact form of an expression for electric field amplitude of a wave reflected from an interface between isotropic dielectric and an uniaxial dielectric available in¹⁴. Note, that in our case the situation is simplified as compared to the general case, because the incident wave comes from isotropic dielectric with permittivity ε equal to the permittivity of uniaxial dielectric in transverse plane. It means, that incident wave with normal polarization with respect to the anisotropy axis transforms at the interface into refracted ordinary wave without reflection.

Let us consider the reflection problem at the special case when $\mathbf{d} = \mathbf{y}_0$, $k_y = 0$ and $\mathbf{E}_{\text{inc}} \parallel \mathbf{y}_0$. The nonzero components of the wavevector for the incident wave can be expressed in terms of incident angle θ_i as $k_z = K \sin \theta_i$ and $k = K \cos \theta_i$. From (26) we obtain that in this case the transmitted wave has x -component of wavevector equal to $q = \sqrt{\tilde{\varepsilon} K^2 / \varepsilon - k_z^2}$ or $q = \sqrt{\tilde{\varepsilon} / \varepsilon} K \cos \theta_t$ in terms of transmission angle θ_t . With the result (28) we get a reflection coefficient in the form:

$$R = \frac{k - q}{k + q} = \frac{n_1 \cos \theta_i - n_2 \cos \theta_t}{n_1 \cos \theta_i + n_2 \cos \theta_t}, \quad (29)$$

where $n_1 = \sqrt{\varepsilon}$ and $n_2 = \sqrt{\tilde{\varepsilon}}$. The formula (29) coincide with the classical Fresnel equation for waves with normal to the plane of incidence polarization¹³. This fact can be treated as a simple verification of formula (23).

VII. GENERALIZATION OF EWALD-OSEEN EXTINCTION PRINCIPLE

After the detailed consideration of electromagnetic crystals formed by small scatterers with the fixed orientation we would like to demonstrate, that the suggested method can be applied also for more complicate structures. For that purpose below we will prove the generalized Ewald-Oseen extinction principle for electromagnetic crystals of the general kind characterized by three-periodical dielectric permittivity distribution:

$$\bar{\varepsilon}(\mathbf{r}) = \bar{\varepsilon}(\mathbf{r} + \mathbf{a}\mathbf{n} + \mathbf{b}\mathbf{s} + \mathbf{c}\mathbf{l}). \quad (30)$$

The dielectric permittivity distribution can be replaced by the distribution of local polarizability (relating the bulk polarization density with the local electric field) in the following form:

$$\bar{\alpha}^{-1}(\mathbf{r}) = 4\pi\varepsilon \left(\left[\bar{\varepsilon}(\mathbf{r}) - \bar{I} \right]^{-1} + \bar{I}/3 \right). \quad (31)$$

Such the replacement allows us to use the same ideas of the local field approach as the ones that were previously used while considering a crystal formed by small scatterers with the fixed orientation.

By analogy with (2) we obtain a dispersion equation for the infinite crystal, but now it is in the form of an integral equation with unknown polarization density distribution $\mathbf{p}(\mathbf{r})$ depending on vector \mathbf{r} which varies within the unit cell volume $V = V(\mathbf{a}, \mathbf{b}, \mathbf{c})$:

$$\mathbf{p}(\mathbf{r}) = \bar{\alpha}(\mathbf{r}) \int_V \bar{G}_3(\mathbf{r} - \mathbf{r}', \mathbf{q}) \mathbf{p}(\mathbf{r}') d\mathbf{r}', \quad \forall \mathbf{r} \in V. \quad (32)$$

Here $\bar{G}_3(\mathbf{r}, \mathbf{q})$ is a three-periodic dyadic Green's function:

$$\bar{G}_3(\mathbf{r}, \mathbf{q}) = \sum_{n,s,l} \bar{G}(\mathbf{r} - \mathbf{a}n - \mathbf{b}s - \mathbf{c}l) e^{-j(qan + q_y bs + q_z cl)}, \quad (33)$$

taking into account cell-to-cell polarization distribution determined by wave vector $\mathbf{q} = (q, q_y, q_z)^T$:

$$\mathbf{p}(\mathbf{r} + \mathbf{a}n + \mathbf{b}s + \mathbf{c}l) = \mathbf{p}(\mathbf{r}) e^{-j(qan + q_y bs + q_z cl)}. \quad (34)$$

Following planewise approach we can rewrite $\bar{G}_3(\mathbf{r}, \mathbf{q})$ (33) using summation over layers:

$$\bar{G}_3(\mathbf{r}, \mathbf{q}) = \sum_{n=-\infty}^{+\infty} \bar{G}_2(\mathbf{r} - \mathbf{a}n) e^{-jqan}, \quad (35)$$

where

$$\bar{G}_2(\mathbf{r}) = \sum_{s,l} \bar{G}(\mathbf{r} - \mathbf{b}s - \mathbf{c}l) e^{-j(q_y bs + q_z cl)}. \quad (36)$$

The dyadic $\bar{G}_2(\mathbf{r})$ represents the electric field produced by a two-dimensional grid $b \times c$ of point dipoles with the distribution $\mathbf{p}_{s,l} = \mathbf{p} e^{-j(q_y bs + q_z cl)}$ placed on the plane $x = 0$. It can be expanded by spatial Floquet harmonics with the help of (4):

$$\bar{G}_2(\mathbf{r}) = \sum_{s,l} \bar{\gamma}_{s,l}^{\text{sign}(x)} e^{-j(\mathbf{k}_{s,l}^{\text{sign}(x)} \cdot \mathbf{r})}, \quad (37)$$

$$\bar{\gamma}_{s,l}^{\pm} = \frac{j}{2ab\epsilon k_{s,l}} [\mathbf{k}_{s,l}^{\pm} \times [\mathbf{k}_{s,l}^{\pm} \times \bar{\mathbf{I}}]]. \quad (38)$$

Here we use the same notations as in (4).

The dispersion equation (32) can be rewritten using (35) in the following form:

$$\mathbf{p}(\mathbf{r}) = \bar{\alpha}(\mathbf{r}) \int_V \sum_{n=-\infty}^{+\infty} \bar{G}_2(\mathbf{r} - \mathbf{r}' - \mathbf{a}n) \mathbf{p}(\mathbf{r}') e^{-jqan} d\mathbf{r}'. \quad (39)$$

Now let us consider a semi-infinite crystal (half space $x > 0$) excited by a plane electromagnetic wave with wave vector $\mathbf{k} = (k, k_y, k_z)^T$:

$$\mathbf{E}_{\text{inc}}(\mathbf{r}) = \mathbf{E}_{\text{inc}} e^{-j(\mathbf{k} \cdot \mathbf{r})}. \quad (40)$$

A periodicity of the semi-infinite structure in directions y and z allows us to conclude that the distribution of the excited polarization in these directions is the same as the one in the incident wave:

$$\mathbf{p}(\mathbf{r} + \mathbf{b}s + \mathbf{c}l) = \mathbf{p}(\mathbf{r}) e^{-j(k_y bn + k_z cl)}. \quad (41)$$

The electric field produced by polarized semi-infinite crystal has the form

$$\mathbf{E}_{\text{scat}}(\mathbf{r}) = \sum_{n=0}^{+\infty} \int_V \bar{G}_2(\mathbf{r} - \mathbf{r}' - \mathbf{a}n) \mathbf{p}(\mathbf{r}' + \mathbf{a}n) d\mathbf{r}'. \quad (42)$$

Following the local field approach we can write:

$$\mathbf{p}(\mathbf{r}) = \bar{\alpha}(\mathbf{r}) (\mathbf{E}_{\text{inc}}(\mathbf{r}) + \mathbf{E}_{\text{scat}}(\mathbf{r})). \quad (43)$$

Combining (42) and (43) we obtain an integral equation for the polarization in the semi-infinite crystal excited by an incident wave:

$$\mathbf{p}(\mathbf{r}) = \bar{\alpha}(\mathbf{r}) \left[\mathbf{E}_{\text{inc}}(\mathbf{r}) + \sum_{n=0}^{+\infty} \int_V \bar{G}_2(\mathbf{r} - \mathbf{r}' - \mathbf{a}n) \mathbf{p}(\mathbf{r}' + \mathbf{a}n) d\mathbf{r}' \right]. \quad (44)$$

This equation is similar to equation (7) for the crystal formed by the small scatterers with the fixed orientation.

Let us assume that the dispersion equation (32) with $\mathbf{q} = (q, k_y, k_z)^T$ is solved and the set of eigenmodes $\{q_i, \mathbf{p}_i(\mathbf{r})\}$, characterized by x-component of wavevector q_i and polarization distribution $\mathbf{p}_i(\mathbf{r})$, is found. We presume that only the eigenmodes which either transfer energy into half-space $x \geq 0$ ($\frac{dq_i}{d\omega} > 0$) or decay ($\text{Im}(q_i) < 0$) are included into this set. An expansion of the excited polarization of a semi-infinite crystal by the eigenmodes of infinite crystal has the following form:

$$\mathbf{p}(\mathbf{r}) = \sum_i A_i \mathbf{p}_i(\mathbf{r}) \quad (45)$$

Substituting (45) into (44) and using relation (34) we obtain:

$$\sum_i A_i \mathbf{p}_i(\mathbf{r}) = \bar{\alpha}(\mathbf{r}) \left[\mathbf{E}_{\text{inc}}(\mathbf{r}) + \right. \quad (46)$$

$$\left. + \sum_{n=0}^{+\infty} \sum_i A_i \int_V \bar{G}_2(\mathbf{r} - \mathbf{r}' - \mathbf{a}n) \mathbf{p}_i(\mathbf{r}') e^{-jq_i an} d\mathbf{r}' \right].$$

The following auxiliary relation follows from the dispersion equation (39):

$$\mathbf{p}_i(\mathbf{r}) = \bar{\alpha}(\mathbf{r}) \sum_{n=0}^{+\infty} \int_V \bar{G}_2(\mathbf{r} - \mathbf{r}' - \mathbf{a}n) \mathbf{p}_i(\mathbf{r}') e^{-jq_i an} d\mathbf{r}'$$

$$= \bar{\alpha}(\mathbf{r}) \sum_{n=-\infty}^{-1} \int_V \bar{G}_2(\mathbf{r} - \mathbf{r}' - \mathbf{a}n) \mathbf{p}_i(\mathbf{r}') e^{-jq_i \mathbf{a}n} d\mathbf{r}'. \quad (47)$$

Substituting (47) into (46) and following the fact that $\det\{\bar{\alpha}(\mathbf{r})\} \neq 0$ we obtain:

$$\sum_i A_i \sum_{n=-\infty}^{-1} \int_V \bar{G}_2(\mathbf{r} - \mathbf{r}' - \mathbf{a}n) \mathbf{p}_i(\mathbf{r}') e^{-jq_i \mathbf{a}n} d\mathbf{r}' = \mathbf{E}_{\text{inc}}(\mathbf{r}). \quad (48)$$

Substituting (37) into (48), changing the summation order and evaluating the sum of the geometrical progression by index n we get for $x > 0$:

$$\sum_{s,l} \left(\sum_i A_i \frac{\bar{\gamma}_{s,l}^+ \int_V \mathbf{p}_i(\mathbf{r}') e^{j(\mathbf{k}_{s,l}^+ \cdot \mathbf{r}')} d\mathbf{r}'}{1 - e^{j(q_i - k_{s,l})}} \right) e^{-j(\mathbf{k}_{s,l}^+ \cdot \mathbf{r})} = -\mathbf{E}_{\text{inc}}(\mathbf{r}). \quad (49)$$

In the same way as in equation (17), the left part of equation (49) represent an expansion of the right part into a spatial spectrum of Floquet harmonics \mathbf{a} . The right part represents an incident spectrum of Floquet harmonics containing only the single incident plane wave (40) with $\mathbf{k} = \mathbf{k}_{0,0}^+$. Equating coefficients in the left and right parts of (49) we obtain:

$$\bar{\gamma}_{s,l}^+ \sum_i A_i \frac{\int_V \mathbf{p}_i(\mathbf{r}') e^{j(\mathbf{k}_{s,l}^+ \cdot \mathbf{r}')} d\mathbf{r}'}{1 - e^{j(q_i - k_{s,l})}} = \begin{cases} -\mathbf{E}_{\text{inc}}, & (s,l) = (0,0) \\ 0, & (s,l) \neq (0,0) \end{cases}. \quad (50)$$

This equation is similar to (18). Again, the values in the right side of (50) are the amplitudes of incident Floquet harmonics, and the series in the left side are the amplitudes of Floquet harmonics produced by the whole semi-infinite crystal polarization which cancels the incident harmonics. It means that the equation (50) represents the generalization of Ewald-Oseen extinction principle formulated above: *The polarization in a semi-infinite electromagnetic crystal is distributed in such a way that it cancels the incident wave together with all high-order Floquet harmonics even if they have zero amplitudes.*

Thus we have proven a generalized Ewald-Oseen extinction principle for electromagnetic crystals of general kind characterized by three-periodical dielectric permittivity distribution. One could solve a system of lin-

ear equations (50) and find amplitudes of excited eigenmodes. With help of those amplitudes the scattered field can be found easily using (42):

$$\mathbf{E}_{s,l} = \bar{\gamma}_{s,l}^- \sum_i A_i \frac{\int_V \mathbf{p}_i(\mathbf{r}') e^{j(\mathbf{k}_{s,l}^- \cdot \mathbf{r}')} d\mathbf{r}'}{1 - e^{j(q_i + k_{s,l})}}. \quad (51)$$

Unfortunately, we can not solve (50) analytically in the same way as we have done it with (18). It means that for the electromagnetic crystal of a general kind we can not provide analytical formulae for amplitudes of excited eigenmodes and scattered Floquet harmonics similar to the formulae (21) and (22). One can solve (50) numerically and study reflection properties of a semi-infinite electromagnetic crystal using dispersion properties of the infinite crystal. We consider a presented in this paper proof of generalized Ewald-Oseen extinction principle for electromagnetic crystals to be an important fact which helps to understand interrelation between reflection and dispersion properties of electromagnetic crystals.

VIII. CONCLUSIONS

In this paper a new approach for analytical calculation of amplitudes of the excited eigenmodes and scattered Floquet harmonics for the semi-infinite electromagnetic crystal from point dipoles excited by plane electromagnetic wave is presented. It implies the generalized Ewald-Oseen extinction principle which has been proved in our study as an important intermediate step. In contrast to the work⁷ of Mahan and Obermair no assumptions about the fictitious polarizations of layers located under the crystal surface has been introduced. The results are presented in the form of closed-form analytical expressions. In the last section of the paper we have proved a generalized Ewald-Oseen extinction principle for the electromagnetic crystals of a general kind characterized by three-periodical dielectric permittivity distribution. It offers us a new numerical method allowing to study reflection properties of semi-infinite electromagnetic crystals with the help of dispersion properties of the infinite ones. There are quite good prospects for the application of the described method in further studies of metallic and dielectric electromagnetic crystals.

¹ Mini-special issue on electromagnetic crystal structures, design, synthesis, and applications, IEEE Trans. Microwave Theory Techniques **47**, no.11 (1999).

² Feature section on photonic crystal structures and applications of IEEE J. Quantum Electron. **38**, no. 7 (2002).

³ Special Issue on Electromagnetic Applications of Photonic Band Gap Materials and Structures, Progress In Electromagnetic Research **PIER 41** (2003).

⁴ V. Agranovich and V. Ginzburg, *Spatial dispersion in crystal optics and the theory of excitons* (Wiley-Interscience, NY, 1966).

⁵ G. Agarwal, D. Pattanayak, and E. Wolf, Phys. Rev. B **10**, 1447 (1974).

⁶ J. L. Birman and J. J. Sein, Phys. Rev. B **6**, 2482 (1972).

⁷ G. Mahan and G. Obermair, Phys. Rev. **183**, 834 (1969).

⁸ P. Belov, S. Tretyakov, and A. Viitanen, Phys. Rev. E **66**,

- 016608 (2002).
- ⁹ P. Belov, C. Simovski, and S. Tretyakov, Phys. Rev. E **66**, 036610 (2002).
- ¹⁰ P. Belov, S. Tretyakov, and A. Viitanen, J. Electromagn. Waves Applic. **16**, 1153 (2002).
- ¹¹ N. Amitay, V. Galindo, and C. Wu, *Theory and analysis of phased array antennas* (Wiley-Interscience, NY, 1972).
- ¹² C. Simovski, P. Belov, and M. Kondratjev, J. Electromagn. Waves Applic. **13**, 189 (1999).
- ¹³ M. Born and E. Wolf, *Principles of optics* (Pergamon Press, NY, 1964).
- ¹⁴ F. Fedorov, *Optics of Anisotropic Media* (Academy of Sciences of Belarus, Minsk, 1958).