

Correlation Length of the Two-Dimensional Ising Spin Glass with Gaussian Interactions

Helmut G. Katzgraber,¹ L. W. Lee,^{2,*} and A. P. Young^{2,†}

¹*Theoretische Physik, ETH H nggerberg, CH-8093 Z rich, Switzerland*

²*Department of Physics, University of California, Santa Cruz, California 95064*

(Dated: December 2, 2024)

We study the correlation length of the two-dimensional Ising spin glass with a Gaussian distribution of interactions, using an efficient Monte Carlo algorithm proposed by Houdayer, that allows larger sizes and lower temperatures to be studied than was possible before. We find that the “effective” value of the bulk correlation length exponent ν increases as the temperature is lowered, and, at low temperatures, apparently approaches $-1/\theta$, where $\theta \simeq -0.29$ is the stiffness exponent obtained at zero temperature. This means scaling is satisfied and earlier results at higher temperatures that find a smaller value for ν are affected by corrections to scaling.

PACS numbers: 75.50.Lk, 75.40.Mg, 05.50.+q

There are two main theories to describe the spin-glass state: the droplet theory^{1,2,3,4} and the replica symmetry breaking theory^{5,6,7,8} (RSB) of Parisi. According to the droplet picture the lowest energy excitation, or “droplet”, of linear size l containing a given site has a characteristic energy of order l^θ where $\theta > 0$ is a “stiffness” exponent. Droplets are expected to be compact but with a surface that has a non-trivial fractal dimension d_s , less than the space dimension d . It is further assumed that the same exponent θ describes both droplet and “domain-wall” excitations. In the alternative RSB scenario, the energy of droplets containing a finite fraction of the system does not increase with increasing system size. Furthermore, in RSB the surface of the large-scale, low-energy excitations are expected to fill space and so have the fractal dimension $d_s = d$.

There have been many numerical studies in three^{9,10,11,12,13} and four^{14,15} dimensions that attempt to determine which of these scenarios, or possibly something else^{16,17}, is correct. These calculations are quite limited in the range of sizes that can be studied, although recently^{18,19} a larger range has been studied for a one-dimensional model with power law interactions. Another case where a large range of sizes can be studied is the two-dimensional spin glass with short-range interactions, for which there is no spin-glass order at finite temperature, corresponding to $\theta < 0$. It is desirable to understand fully the two-dimensional spin glass, including the nature of corrections to scaling, since this may help in the interpretation of numerical data in higher dimensions.

However, even in $d = 2$, the situation is not completely clearcut. Zero-temperature calculations of the energy of a domain wall^{9,20,21,22,23,24} consistently give $\theta \simeq -0.29$, with Ref. 24, for example, quoting $\theta = -0.287 \pm 0.004$. However, some calculations of droplet energies find^{25,26} $\theta \simeq -0.47$, while others²⁷ find results consistent with the domain-wall value. These discrepancies presumably arise because some of the results are affected by corrections to scaling, and, as discussed by Hartmann and Moore²⁸, the

domain-wall value, $\theta \simeq -0.29$, seems to be the correct asymptotic result.

Although the discrepancy between the estimates for θ from the zero-temperature calculations seems now to be resolved²⁸, there is still an apparent conflict between θ and the value of the correlation length exponent $\nu = 2.0 \pm 0.2$ obtained from finite temperature Monte Carlo simulations²⁹. Since the spin-glass transition occurs at $T = 0$ in two dimensions, the correlation length ξ diverges as $T \rightarrow 0$ as $\xi \sim T^{-\nu}$. According to scaling^{9,10}, ν is related to θ by

$$\nu = -\frac{1}{\theta}, \quad (1)$$

which gives $\nu \simeq 3.5$, significantly different from the result $\nu = 2.0 \pm 0.2$ reported in Ref. 29. We investigate this discrepancy here by performing Monte Carlo simulations on the Ising spin glass with Gaussian interactions in two dimensions at larger sizes and lower temperatures than in Ref. 29.

The Hamiltonian is

$$\mathcal{H} = - \sum_{\langle i,j \rangle} J_{ij} S_i S_j, \quad (2)$$

where the sum is over nearest neighbor pairs of sites on a square lattice, the S_i are Ising spins taking values ± 1 , and the J_{ij} are Gaussian variables with zero mean and standard deviation unity. The square lattice contains $N = L \times L$ sites with periodic boundary conditions. We use the Monte Carlo algorithm of Houdayer³⁰ which combines single spin flip dynamics, parallel tempering³¹, and a type of cluster move, which is significantly more efficient than parallel tempering in two dimensions for large system sizes ($L > 24$). Tests for equilibration are done as in Ref. 32; the parameters used in the simulations are shown in Table I.

The main focus of our study is the correlation length of the finite system^{33,34} ξ_L , defined by

$$\xi_L = \frac{1}{2 \sin(|\mathbf{k}_{\min}|/2)} \left[\frac{\chi_{\text{SG}}(0)}{\chi_{\text{SG}}(\mathbf{k}_{\min})} - 1 \right]^{1/2}, \quad (3)$$

TABLE I: Parameters of the simulations. N_{samp} is the number of samples, N_{sweep} is the total number of Monte Carlo sweeps for each of the $2N_T$ replicas for a single sample, T_{min} is the lowest temperature simulated, and N_T is the number of temperatures used in the parallel tempering method. Note that for $L \leq 16$ standard parallel tempering Monte Carlo was used, whereas for $L \geq 32$ the cluster method by Houdayer was applied.

L	N_{samp}	N_{sweep}	T_{min}	N_T
8	10000	2.0×10^5	0.05	20
16	10000	1.0×10^6	0.05	20
32	10000	1.0×10^5	0.05	20
64	1000	1.0×10^6	0.05	40
128	250	1.0×10^6	0.20	63

where $\mathbf{k}_{\text{min}} = (2\pi/L, 0, 0)$ is the smallest non-zero wavevector, and

$$\chi_{\text{SG}}(\mathbf{k}) = \frac{1}{N} \sum_{i,j} [\langle S_i S_j \rangle]_{\text{av}} e^{i\mathbf{k} \cdot (\mathbf{R}_i - \mathbf{R}_j)} \quad (4)$$

is the wavevector-dependent spin-glass susceptibility. In Eq. (4) the angular brackets $\langle \dots \rangle$ denote a thermal average while the rectangular brackets $[\dots]_{\text{av}}$ denote an average over the disorder.

Since the ratio ξ_L/L is dimensionless, it satisfies the finite size scaling form^{33,34}

$$\xi_L/L = \tilde{X}[L^{1/\nu}T], \quad (5)$$

assuming a zero-temperature transition, where \tilde{X} is a scaling function and $1/\nu = -\theta$. For $L^{1/\nu}T \gg 1$, ξ_L is equal to the bulk (i.e. infinite system size) correlation length ξ , and so

$$\xi_L = \xi \sim T^{-\nu} \quad (L \gg \xi), \quad (6)$$

implying that $\tilde{X}(x) \sim x^{-\nu}$ for $x \gg 1$. In the opposite limit, $x \ll 1$, we expect $\tilde{X}(x) \sim x^{-\lambda}$ where we will estimate λ below.

Figure 1 shows data for ξ_L . We see that the data is independent of system size at high T , showing that the bulk behavior has been obtained, and the data “peels off” from this “bulk curve” at temperatures that become successively lower for larger sizes. The bulk results are curved on this log-log plot showing that the asymptotic power law behavior in Eq. (6) has not yet been reached. The dashed line has slope -3.5 , which is the value of $-\nu$ assuming the scaling relation $\nu = -1/\theta$ holds with $\theta \simeq -0.287$, as found in zero-temperature domain-wall calculations. The slope of the data for the largest size, $L = 128$, is close to this before it peels away due to finite size effects. Note that the slope is smaller, in magnitude, at higher temperature, so we believe that the value $\nu \simeq 2.0$ obtained in Ref. 29 is an effective exponent, different from the asymptotic value of ~ 3.5 , because the data is taken at too high temperatures. Assuming that ν is

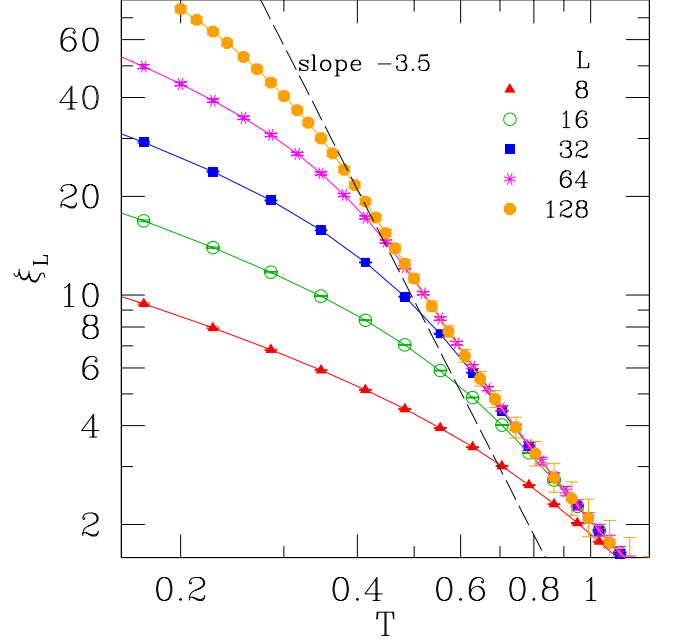


FIG. 1: A log-log plot of the finite size correlation length ξ_L for different system sizes and temperatures. The dashed line has slope -3.5 , which is the value of $-\nu$ assuming that scaling relation $\nu = -1/\theta$ holds with $\theta \simeq -0.287$, as found in zero-temperature domain-wall calculations²⁴.

indeed ≈ 3.5 we estimate from Fig. 1 that one needs to be at or below a temperature of around 0.35, where $\xi \simeq 40$, to see the bulk asymptotic behavior.

Further insight is obtained by scaling the data according to Eq. (5). Figure 2 shows scaling with $\theta = -0.29$, the value expected from zero-temperature domain-wall calculations. We see the data scales well at low T but not well at high T . However, the latter point is not surprising in view of Fig. 1 where we see that asymptotic bulk power-law behavior has not yet been reached. Note, though, that the data for the two largest sizes in Fig. 2, $L = 64$ and 128 , do almost collapse, suggesting that $\theta = -1/\nu = -0.29$ will work in the bulk region, $L \gg \xi$, for large enough sizes and low enough temperatures, as we also inferred from Fig. 1.

The dashed line in Fig. 2 has slope $-1/2$, implying from Eq. (5) that $\tilde{X}(x) \sim x^{-\lambda}$ for $x \ll 1$ with $\lambda \simeq 1/2$. Hence we have

$$\xi_L \sim T^{-1/2} L^{1-(1/(2\nu))} \quad (L \ll \xi). \quad (7)$$

The $T^{-1/2}$ -dependence can be understood from Eq. (3) since $\chi_{\text{SG}}(0) = L^2$ at $T = 0$ (because the ground state is unique), while the fluctuations at non-zero \mathbf{k} are frozen out at $T = 0$. It is plausible $\chi_{\text{SG}}(\mathbf{k}_{\text{min}}) \propto T$ at low T from equipartition, and this leads to a $T^{-1/2}$ dependence for ξ_L .

Fig. 3 shows a scaling plot for $\theta = -0.45$, which gives the best data collapse in the high T region. This value is compatible with $\nu = 2.0 \pm 0.2$ found in Ref. 29. Note

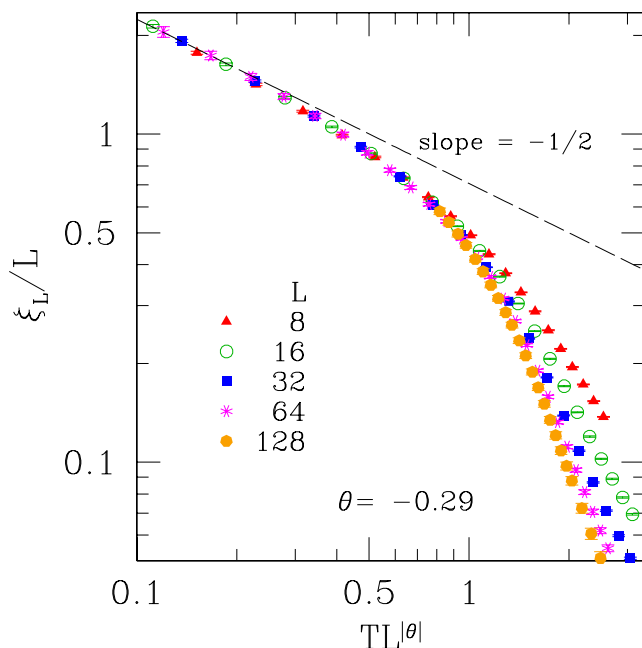


FIG. 2: Scaling plot of the data for the correlation length ξ_L according to Eq. (5), with $\theta = -1/\nu = -0.29$. The dashed line, which fits the data at low T , has slope $-1/2$.

that the data does not collapse at all in the low- T region

and the collapse gets worse for larger sizes. Fig. 3 shows, again, that an *effective* value of $\nu \approx 2$ will fit the data over a range of intermediate temperatures, while in the low- T asymptotic region one has $\theta = -1/\nu \simeq 0.29$. We have found that the spin glass susceptibility shows similar behavior. Independent recent results for the spin glass susceptibility and other quantities³⁵ also find evidence that $\theta \simeq -0.29$ for large sizes.

To conclude, we have shown that the result $\nu = 2.0 \pm 0.2$ in Ref. 29 is only an effective exponent, and the true value for ν is larger. The data is consistent with scaling holding asymptotically for $\nu = -1/\theta \simeq 3.5$. To show this completely convincingly we would need to extend, to lower T , the region of the data in Fig. 1 which gives bulk values. This requires simulating even larger sizes at low T , which may be possible in the near future by fine-tuning the the algorithm.

Acknowledgments

We would like to thank J. Houdayer and A. Hartmann for helpful discussions and for sending us a copy of their work³⁵ prior to submission. LWL and APY acknowledge support from the National Science Foundation under NSF grant No. DMR 0337049. The simulations were performed on the Asgard cluster at ETH Zürich.

-
- * Electronic address: leelikwe@physics.ucsc.edu
† Electronic address: peter@bartok.ucsc.edu; URL: <http://bartok.ucsc.edu/peter>
- ¹ D. S. Fisher and D. A. Huse, *Ordered phase of short-range Ising spin-glasses*, Phys. Rev. Lett. **56**, 1601 (1986).
 - ² D. S. Fisher and D. A. Huse, *Equilibrium behavior of the spin-glass ordered phase*, Phys. Rev. B **38**, 386 (1988).
 - ³ A. J. Bray and M. A. Moore, *Scaling theory of the ordered phase of spin glasses*, in *Heidelberg Colloquium on Glassy Dynamics and Optimization*, edited by L. Van Hemmen and I. Morgenstern (Springer, New York, 1986), p. 121.
 - ⁴ W. L. McMillan, *Scaling theory of Ising spin glasses*, J. Phys. A **17**, 3179 (1984).
 - ⁵ G. Parisi, *Infinite number of order parameters for spin-glasses*, Phys. Rev. Lett. **43**, 1754 (1979).
 - ⁶ G. Parisi, *The order parameter for spin glasses: a function on the interval 0–1*, J. Phys. A **13**, 1101 (1980).
 - ⁷ G. Parisi, *Order parameter for spin-glasses*, Phys. Rev. Lett. **50**, 1946 (1983).
 - ⁸ M. Mézard, G. Parisi, and M. A. Virasoro, *Spin Glass Theory and Beyond* (World Scientific, Singapore, 1987).
 - ⁹ A. J. Bray and M. A. Moore, *Lower critical dimension of Ising spin glasses: a numerical study*, J. Phys. C **17**, L463 (1984).
 - ¹⁰ W. L. McMillan, *Domain-wall renormalization-group study of the three-dimensional random Ising model*, Phys. Rev. B **30**, 476 (1984).
 - ¹¹ A. K. Hartmann, *Scaling of stiffness energy for three-dimensional $\pm J$ Ising spin glasses*, Phys. Rev. E **59**, 84

- (1999).
- ¹² M. Palassini and A. P. Young, *Triviality of the ground state structure in Ising spin glasses*, Phys. Rev. Lett. **83**, 5126 (1999), (cond-mat/9906323).
- ¹³ E. Marinari, G. Parisi, and J. J. Ruiz-Lorenzo, *Numerical simulations of spin glass systems*, in *Spin Glasses and Random Fields*, edited by A. P. Young (World Scientific, Singapore, 1998), p. 59.
- ¹⁴ A. K. Hartmann, *Calculation of ground states of four-dimensional $\pm J$ Ising spin glasses*, Phys. Rev. E **60**, 5135 (1999).
- ¹⁵ K. Hukushima, *Domain-wall free energy of spin-glass models: Numerical method and boundary conditions*, Phys. Rev. E **60**, 3606 (1999).
- ¹⁶ F. Krzakala and O. C. Martin, *Spin and link overlaps in 3-dimensional spin glasses*, Phys. Rev. Lett. **85**, 3013 (2000), (cond-mat/0002055).
- ¹⁷ M. Palassini and A. P. Young, *Nature of the spin glass state*, Phys. Rev. Lett. **85**, 3017 (2000), (cond-mat/0002134).
- ¹⁸ H. G. Katzgraber and A. P. Young, *Monte Carlo studies of the one-dimensional Ising spin glass with power-law interactions*, Phys. Rev. B **67**, 134410 (2003), (cond-mat/0210451).
- ¹⁹ H. G. Katzgraber and I. A. Campbell, *Critical properties of the gauge glass in dimensions 3 and 4* (2003), in preparation.
- ²⁰ W. L. McMillan, *Domain-wall renormalization-group study of the two-dimensional random Ising model*, Phys. Rev. B

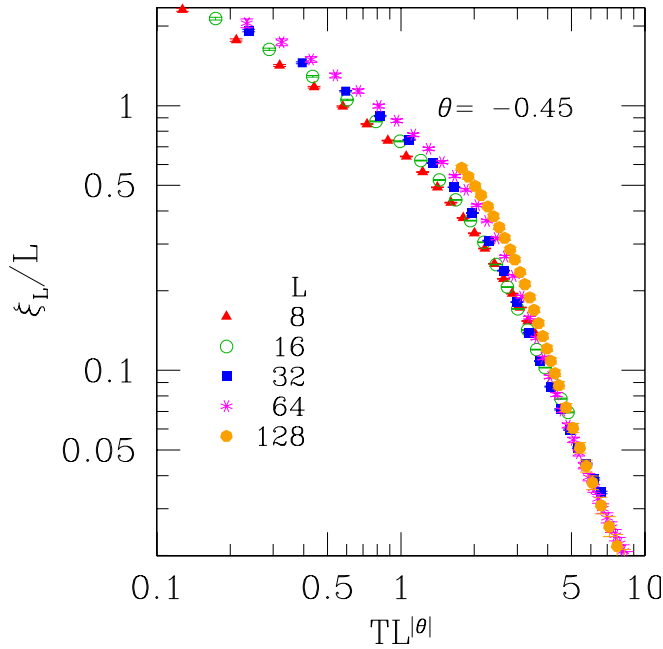


FIG. 3: Scaling plot of the data for the correlation length ξ_L according to Eq. (5), with $\theta = -1/\nu = -0.45$.

- ²¹ H. Rieger, L. Santen, U. Blasum, M. Diehl, M. Jünger, and G. Rinaldi, *The critical exponents of the two-dimensional Ising spin glass revisited: exact ground-state calculations and Monte Carlo simulations*, J. Phys. A **29**, 3939 (1996).
- ²² M. Palassini and A. P. Young, *Evidence for a trivial ground state structure in the two-dimensional Ising spin glass*, Phys. Rev. B **60**, R9919 (1999), (cond-mat/9904206).
- ²³ A. K. Hartmann and A. P. Young, *Lower critical dimension of Ising spin glasses*, Phys. Rev. B **64**, 180404 (2001),

- (cond-mat/0107308).
- ²⁴ A. K. Hartmann, A. J. Bray, A. C. Carter, M. A. Moore, and A. P. Young, *The stiffness exponent of two-dimensional Ising spin glasses for non-periodic boundary conditions using aspect-ratio scaling*, Phys. Rev. B **66**, 224401 (2002), (cond-mat/0208546).
- ²⁵ N. Kawashima and T. Aoki, *Zero-temperature critical phenomena in two-dimensional spin glasses*, J. Phys. Soc. Jpn. **69**, Suppl. A 169 (2000), (cond-mat/9911120).
- ²⁶ N. Kawashima, *Fractal droplets in spin glasses*, J. Phys. Soc. Jpn. **69**, 987 (2000), (cond-mat/9910366).
- ²⁷ A. K. Hartmann and A. P. Young, *Large-scale low-energy excitations in the two-dimensional Ising spin glass*, Phys. Rev. B **66**, 094419 (2002), (cond-mat/0205659).
- ²⁸ A. K. Hartmann and M. A. Moore, *Corrections to scaling are large for droplets in two-dimensional spin glasses*, Phys. Rev. Lett. **90**, 127201 (2002), (cond-mat/0210587).
- ²⁹ S. Liang, *Application of cluster algorithms to spin glasses*, Phys. Rev. Lett. **69**, 2145 (1992).
- ³⁰ J. Houdayer, *A cluster Monte Carlo algorithm for 2-dimensional spin glasses*, Eur. Phys. J. B. **22**, 479 (2001).
- ³¹ K. Hukushima and K. Nemoto, *Exchange Monte Carlo method and application to spin glass simulations*, J. Phys. Soc. Jpn. **65**, 1604 (1996).
- ³² H. G. Katzgraber, M. Palassini, and A. P. Young, *Monte Carlo simulations of spin glasses at low temperatures*, Phys. Rev. B **63**, 184422 (2001), (cond-mat/0007113).
- ³³ H. G. Ballesteros, A. Cruz, L. Fernandez, V. Martin-Mayor, J. Pech, J. J. Ruiz-Lorenzo, A. Tarancon, P. Tellez, C. L. Ullod, and C. Ungil, *Critical behavior of the three-dimensional Ising spin glass*, Phys. Rev. B **62**, 14237 (2000), (cond-mat/0006211).
- ³⁴ L. W. Lee and A. P. Young, *Single spin- and chiral-glass transition in vector spin glasses in three dimensions*, Phys. Rev. Lett. **90**, 227203 (2003), (cond-mat/0302371).
- ³⁵ J. Houdayer and A. K. Hartmann, *Low temperature behavior of two-dimensional Gaussian Ising spin glasses* (2004), (unpublished).