

Magnetic ordering in doped coupled frustrated quantum spin- $\frac{1}{2}$ chains with 4-spin exchange.

Nicolas Laflorencie and Didier Poilblanc

*Laboratoire de Physique Théorique; IRSAMC; Université Paul Sabatier;
31062 Toulouse; France*

Abstract

The role of various magnetic inter-chain couplings has been investigated recently by numerical methods in doped frustrated quantum spin chains. A non-magnetic dopant introduced in a gapped spin chain releases a free spin- $\frac{1}{2}$ soliton. The formation of a local magnetic moment has been analyzed in term of soliton confinement. A four-spin coupling which might originate from cyclic exchange is shown to produce such a confinement. Dopants on different chains experience an effective space-extended non-frustrating pairwise spin interaction. This effective interaction between impurity-spins is long-ranged and therefore is expected to play a crucial role in the mechanism of antiferromagnetic (AF) long-range ordering (LRO) observed in spin-Peierls (SP) compounds such as CuGeO_3 doped with non-magnetic impurities.

Key words: , Quantum magnetism, Impurities effect, spin-Peierls systems.

PACS: 75.10.-b, 75.10.Jm, 75.40.Mg

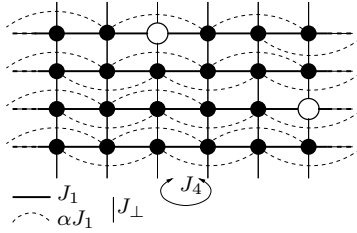


Fig. 1. Schematic picture of the coupled chains model with nearest neighbor (NN), next-nearest neighbor (NNN), inter-chain and 4-spin couplings J_1 , $J_2 = \alpha J_1$, J_\perp , and J_4 . Full (resp. open) circles stand for spin- $\frac{1}{2}$ sites (resp. non-magnetic dopants).

1. Introduction

Doping a spin liquid system with non-magnetic impurities leads to very surprising new features. For example in the doped quasi one-dimensional compound $\text{Cu}_{1-x}\text{M}_x\text{GeO}_3$ ($\text{M}=\text{Zn}$ or Mg), the discovery of coexistence between dimerization and AF LRO at small impurity concentration x has motivated extended experimental [1] and theoretical [2,3,4,5,6,7] investigations. The impurity-

induced AF LRO has been observed in other doped spin liquid materials such as the 2-legs ladder $\text{Sr}(\text{Cu}_{1-x}\text{Zn}_x)_2\text{O}_3$ [8], the Haldane compound $\text{Pb}(\text{Ni}_{1-x}\text{Mg}_x)_2\text{V}_2\text{O}_8$ [9] or the coupled spin dimer system $\text{TlCu}_{1-x}\text{Mg}_x\text{Cl}_3$ [10].

Replacing a spin- $\frac{1}{2}$ in a *spontaneously* dimerised (isolated) spin chain by a non magnetic dopant (described as an inert site) liberates a free spin $\frac{1}{2}$, named a soliton, which does not bind to the dopant [2]. On the other hand, a *static* bond dimerisation produces an attractive potential between the soliton and the dopant [2,3] and consequently leads, under doping, to the formation of local magnetic moments [2,5] as well as a rapid suppression of the spin gap [4]. However, a coupling to a purely one-dimensional (1D) adiabatic lattice [6] does not produce confinement in contrast to more realistic models including an elastic inter-chain coupling (to mimic 2D or 3D lattices) [6,7].

Frustration and inter-chains effects are necessary to understand the impurity-induced AF ordering in the doped spin-Peierls (SP) material $\text{Cu}_{1-x}\text{M}_x\text{GeO}_3$. In section 2 we report numer-

ical studies of models for doped coupled spin chains [11] and concentrate on the local moment formation induced by the doping. Dopants on different chains experience an effective space-extended non-frustrating pairwise spin interaction which is long-ranged and therefore is expected to play a crucial role in the mechanism of AF LRO. In section 3, we report exact diagonalisation (ED) results for the effective magnetic coupling which appears between released spins. This long-distance interaction between impurity-spins is finally included in an effective 2D model with a small concentration x of spins- $\frac{1}{2}$ put at random on a square lattice. Concluding remarks are given in Section 4 where we also mention some preliminary results obtained by a Quantum Monte Carlo (QMC) study of an effective diluted model.

2. Impurity induced local moment formation in doped coupled frustrated spin chains

Let us first consider a model of coupled frustrated spin- $\frac{1}{2}$ antiferromagnetic chains (see Fig.1). Following Schulz [12], a mean-field (MF) treatment of the inter-chain couplings has been performed [11] and the resulting Hamiltonian is given by

$$H_{\text{eff}}(\alpha, J_{\perp}, J_4) = J \sum_{i,a} [(1 + \delta J_{i,a}) \mathbf{S}_{i,a} \cdot \mathbf{S}_{i+1,a} + \alpha \mathbf{S}_{i,a} \cdot \mathbf{S}_{i+2,a} + h_{i,a} S_{i,a}^z + \text{constant}], \quad (1)$$

where

$$h_{i,a} = J_{\perp} (\langle S_{i,a+1}^z \rangle + \langle S_{i,a-1}^z \rangle) \quad (2)$$

accounts for first-order effects in the inter-chain magnetic coupling J_{\perp} , and

$$\delta J_{i,a} = J_4 \{ \langle \mathbf{S}_{i,a+1} \cdot \mathbf{S}_{i+1,a+1} \rangle + \langle \mathbf{S}_{i,a-1} \cdot \mathbf{S}_{i+1,a-1} \rangle \} \quad (3)$$

takes a generic form because it might have multiple origins; although a four-spin cyclic exchange [13,14] provides the most straightforward derivation of it [11], J_4 can also mimic higher order effects in J_{\perp} [15] or the coupling to a 2D (or 3D) lattice [6]. i is a lattice index along the chain of size L and a labels the M chains (L and M chosen to be even). Periodic boundary conditions will be assumed in *both directions*. The energy scale is set by the coupling along the chains $J = 1$ and α is the relative magnitude of the NNN frustrating coupling.

In the pure case (i.e. without impurity), all the chains are equivalent and the problem is therefore

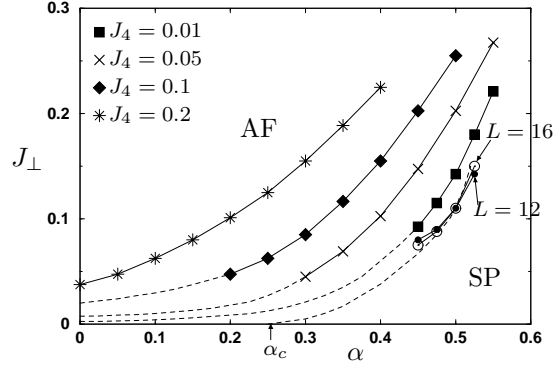


Fig. 2. SP-AF phase diagram in the (α, J_{\perp}) plane from ED of chains of length up to 16 sites. Symbols correspond to different values of $J_4 \geq 0$ as indicated on plot. Typically, FSE are smaller than the size of the symbols. The computed transition lines are extended by *tentative* transition lines (dashed lines) in the region where FSE become large. At $J_4 = 0$ we have plotted a few points in the vicinity of the MG point [16] for $L = 12$ and $L = 16$ (reprinted from Ref.[11]).

reduced to a single chain problem in a staggered magnetic field $h_i = -2J_{\perp} < S_i^z >$ and with its NN exchange modulated by $\delta J_i = J_4 \langle \mathbf{S}_i \cdot \mathbf{S}_{i+1} \rangle$ if $J_4 < 0$ or $\delta J_i = J_4 \langle \mathbf{S}_{i+1} \cdot \mathbf{S}_{i+2} \rangle$ if $J_4 > 0$. Using Lanczos ED up to the convergence of the MF procedure [17], we can identify two different phases in the (α, J_{\perp}) plane. A dimerised SP phase and an AF ordered phase separated by a transition line $J_{\perp} = J_{\perp}^c(\alpha)$ (see Fig.2). ED have been performed on small systems ($L \leq 16$) for different values of J_4 . Fortunately, the finite size effects (FSE) are small in the gapped regime. The modulation created by J_4 stabilizes the SP phase, as we can observe on Fig.2

Let us now turn to the doped case. A non-magnetic dopant is described here as an inert site decoupled from its neighbors. Under doping the system becomes non-homogeneous so that we define a local mean staggered magnetization,

$$\mathcal{M}_{i,a}^{\text{stag}} = \frac{1}{4} (-1)^{i+a} (2 \langle S_{i,a}^z \rangle - \langle S_{i+1,a}^z \rangle - \langle S_{i-1,a}^z \rangle). \quad (4)$$

Following the method used in Ref. [7], the MF equations are solved self-consistently on finite $L \times M$ clusters and lead to a non-uniform solution. At each step of the MF iteration procedure, we use Lanczos ED techniques to treat *exactly* (although independently) the M *non-equivalent* finite chains and compute $\langle S_{i,a}^z \rangle$ for the next iteration step until the convergence is eventually achieved. We first consider the case of a single dopant. Whereas in the case $J_4 = 0$ the soliton remains de-confined as can be seen from Fig.3, a very small $J_4 \neq 0$ is sufficient to produce a confining string which

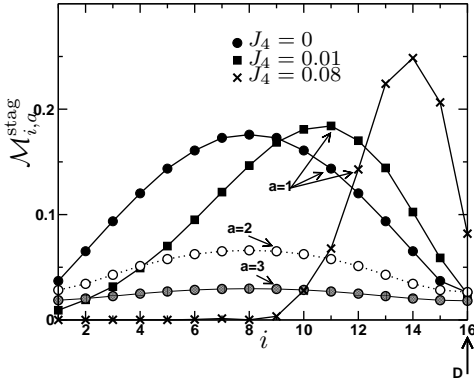


Fig. 3. Local magnetization $\mathcal{M}_{i,a}^{\text{stag}}$ for $L \times M = 16 \times 8$ coupled chains with one dopant D (shown by arrow) located at $a = 1, i = 16$ in the dimerised phase ($\alpha = 0.5, J_{\perp} = 0.1$). Circles correspond to $J_4 = 0$ (shown up to the third neighbor chain of the doped one) and squares (crosses) to $J_4 = 0.01$ ($J_4 = 0.08$). The coupling J_2 across the dopant has been set to 0 for convenience (reprinted from Ref.[11]).

binds the soliton to the dopant. Note that the inter-chain coupling induces a "polarization cloud" with strong antiferromagnetic correlations in the neighbor chains of the doped one; we can therefore define a typical length scale in the transverse direction ξ_{\perp} which is $\simeq 1$ in the case $J_{\perp} = 0.1$, as we will study in the last part of next section. A confinement length in the chain direction ξ_{\parallel} can also be extracted. Defined by

$$\xi_{\parallel} = \frac{\sum_i i |S_i^z|}{\sum_i |S_i^z|}, \quad (5)$$

we have calculated it for a 16×8 system with $\alpha = 0.5$ and $J_{\perp} = 0.1$, and we show its variation as a function of J_4 in Fig.4. FSE decrease for increasing J_4 . Note that $\xi_{\parallel}(J_4) \neq \xi_{\parallel}(-J_4)$ and a power law [3] with different exponents η is expected when $J_4 \rightarrow 0$. A fit gives $\eta \sim 0.33$ if $J_4 < 0$ and $\eta \sim 0.50$ for $J_4 > 0$ (Fig.4). This asymmetry can be understood from opposite renormalisations of J_1 for different signs of J_4 . Indeed, if $J_4 < 0$ then $\delta J_{i,a} > 0$ and the nearest neighbor MF exchange becomes larger than the bare one. Opposite effects are induced by $J_4 > 0$.

3. Effective interaction between impurity-spins

We now turn to the investigation of the effective interaction between dopants. Each impurity releases an effective spin $\frac{1}{2}$, localized at a distance $\sim \xi_{\parallel}$ from it due to the confining potential set by J_4 . We define an effective pairwise interaction J^{eff} as the energy difference of the $S = 1$ and the $S = 0$ GS. When $J^{\text{eff}} = E(S = 1) - E(S = 0)$ is

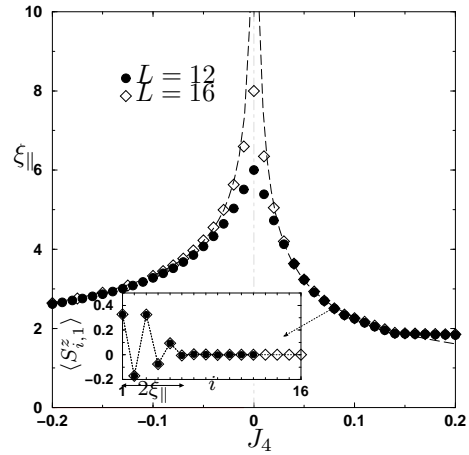


Fig. 4. ED data of the soliton average position vs J_4 calculated for $\alpha = 0.5$ and $J_{\perp} = 0.1$. Different symbols are used for $L \times M = 12 \times 6$ and 16×8 clusters. The long-dashed line is a power-law fit (see text). Inset shows the magnetization profile in the doped ($a = 1$) chain at $J_4 = 0.08$, ie $\xi_{\parallel} \simeq 2.5$ (reprinted from Ref.[11]).

positive (negative) the spin interaction is AF (ferromagnetic). Let us first consider the case of two dopants in the same chain. (i) When the two vacancies are on the same sub-lattice the moments experience a very small ferromagnetic $J^{\text{eff}} < 0$ as seen in Fig. 5 with $\Delta a = 0$ so that the two effective spins $\frac{1}{2}$ are almost free. (ii) When the two vacancies sit on different sub-lattices, Δi is odd and the effective coupling is AF with a magnitude close to the singlet-triplet gap. Fig. 5 with $\Delta a = 0$ shows that the decay of J^{eff} with distance is in fact very slow for such a configuration. The behavior of the pairwise interaction of two dopants located on *different* chains ($\Delta a = 1, 2, 3$) is shown in Fig. 5 for $\Delta a = 1, 2, 3$ for $J_4 > 0$. When dopants are on opposite sub-lattices the effective interaction is antiferromagnetic. At small dopant separation $J^{\text{eff}}(\Delta i)$ increases with the dopant separation as the overlap between the two AF clouds increases until $\Delta i \sim 2\xi_{\parallel}$. For larger separation, $J^{\text{eff}}(\Delta i)$ decays rapidly. If dopants are on the same sub-lattice, solitons are located on the same side of the dopants [18] and the effective exchange $J^{\text{eff}}(\Delta i)$ is ferromagnetic and decays rapidly to become negligible when $\Delta i > 2\xi$. The key feature here is the fact that the effective pairwise interaction is *not* frustrating (because of its sign alternation with distance) although the frustration is present in the microscopic underlying model. AF ordering is then expected (at $T = 0$) as seen for a related system of coupled Spin-Peierls chains [7].

Our next step is to fit the numerical data in order to derive an analytic expression for J_{eff} and a long ranged non frustrating effective model for diluted

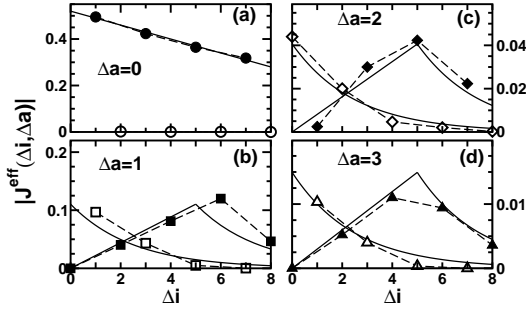


Fig. 5. Magnitude of the effective magnetic coupling between two impurities located either on the same chain (a) or on different ones (b-c-d) vs the dopant separation Δi in a system of size $L \times M = 16 \times 8$ with $\alpha = 0.5$, $J_{\perp} = 0.1$, and $J_4 = 0.08$. Closed (resp. open) symbols correspond to AF (F) interactions. Full lines are fits (see text)

spins- $\frac{1}{2}$ on a $L_x \times L_y$ square lattice,

$$\mathcal{H}^{\text{eff}} = \sum_{\mathbf{r}_1, \mathbf{r}_2} \epsilon_{\mathbf{r}_1} \epsilon_{\mathbf{r}_2} J_{\text{eff}}(\mathbf{r}_1 - \mathbf{r}_2) \mathbf{S}_{\mathbf{r}_1} \cdot \mathbf{S}_{\mathbf{r}_2}, \quad (6)$$

with $\epsilon_{\mathbf{r}} = 1$ (0) with probability x ($1 - x$), x being the dopant concentration. Using only five parameters, two energy scales and three length scales, we can fit ED data with very simple mathematical expressions. When $\Delta a = 0$ (same chain), J^{eff} approximately fulfills $J^{\text{eff}}(\Delta i, 0) = J_0(1 - \Delta i/\xi_{\parallel}^0)$ for Δi even and $\Delta i < \xi_{\parallel}^0$, and $J^{\text{eff}}(\Delta i, 0) = 0$ otherwise. For dopants located on different chains and on the same sub-lattice ($\Delta i + \Delta a$ even) one has,

$$J^{\text{eff}}(\Delta i, \Delta a) = -J_0' \exp\left(-\frac{\Delta i}{\xi_{\parallel}}\right) \exp\left(-\frac{\Delta a}{\xi_{\perp}}\right), \quad (7)$$

while if the dopants are on opposite sub-lattices, one gets

$$J^{\text{eff}}(\Delta i, \Delta a) = J_0' \frac{\Delta i}{2\xi_{\parallel}} \exp\left(-\frac{\Delta a}{\xi_{\perp}}\right) \quad (8)$$

for $\Delta i \leq 2\xi_{\parallel}$ and

$$J^{\text{eff}}(\Delta i, \Delta a) = -J_0' \exp\left(-\frac{\Delta i - 2\xi_{\parallel}}{\xi_{\parallel}}\right) \exp\left(-\frac{\Delta a}{\xi_{\perp}}\right), \quad (9)$$

for $\Delta i > 2\xi_{\parallel}$. The fitting parameters are $J_0 = 0.52$, $J_0' = 0.3$, $\xi_{\parallel}^0 = 17.33$, $\xi_{\parallel} = 2.5$ and $\xi_{\perp} = 1$ in the case considered here : $\alpha = 0.5$, $J_{\perp} = 0.1$ and $J_4 = 0.08$ (see Fig.5).

4. Conclusion

We can conclude this study by mentioning some preliminary results obtained by the way of QMC simulations [19] performed on the effective diluted model Eq.(6) with a great number of spins $N_S \leq 256$. Even at very small concentrations x ,

a Néel type AF LRO at $T = 0$ is observed as a result of the simulations; details about this study will be reported elsewhere [20].

We gratefully acknowledge Anders W. Sandvik for the interest he took in this work.

References

- [1] M. Hase et al., Phys. Rev. Lett. **71**, 4059 (1993); S.B. Oseroff et al., Phys. Rev. Lett. **74**, 1450 (1995); L.-P. Regnault et al., Europhys. Lett. **32** 579 (1995); T. Masuda et al., Phys. Rev. Lett. **80**, 4566 (1998); B. Grenier et al., Phys. Rev. B **58**, 8202 (1998); for a topical review see also K. Uchinokura, J. Phys.: Condens. Matter **14**, R195 (2002).
- [2] E. S. Sørensen, I. Affleck, D. Augier, and D. Poilblanc, Phys. Rev. B. **58**, R14701 (1998).
- [3] T. Nakamura, Phys. Rev. B **59**, R6589 (1999).
- [4] G. B. Martins, E. Dagotto and J. Riera, Phys. Rev. B. **54**, 16032 (1996).
- [5] B. Normand and F. Mila, Phys. Rev. B. **65**, 104411 (2002).
- [6] P. Hansen, D. Augier, J. Riera, and D. Poilblanc, Phys. Rev. B. **59**, 13557 (1999).
- [7] A. Dobry et al., Phys. Rev. B. **60**, 4065 (1999).
- [8] M. Azuma et al., Phys. Rev. B. **55**, R8658 (1997).
- [9] Y. Uchiyama et al., Phys. Rev. Lett. **83**, 632 (1999).
- [10] A. Oosawa, T. Ono, and H. Tanaka, Phys. Rev. B **66**, 020405 (2002).
- [11] N. Laflorencie and D. Poilblanc, Phys. Rev. Lett. **90**, 157202 (2003).
- [12] H. J. Schulz, Phys. Rev. Lett. **77**, 2790 (1996); see also A.W. Sandvik, Phys. Rev. Lett. **83**, 3069 (1999).
- [13] G. Misguish, B. Bernu, C. Lhuillier, and C. Waldtmann, Phys. Rev. Lett. **81**, 1098 (1998); A. A. Katanin and A. P. Kampf, Phys. Rev. B **66**, 100403(R) (2002); A. Sandvik, S. Daul, R. R. P. Singh, and D. J. Scalapino, Phys. Rev. Lett. **89**, 247201 (2002).
- [14] Two-leg ladders with cyclic exchange show a very rich phase diagram. See e.g. S. Brehmer et al., Phys. Rev. B. **60**, 329 (1999); M. Muller, T. Vekua and H.-J. Mikeska, Phys. Rev. B **66**, 134423 (2002); A. Läuchli, G. Schmid and M. Troyer, Phys. Rev. B **67**, 100409(R) (2003).
- [15] T. M. R. Byrnes et al, Phys. Rev. B **60**, 4057 (1999).
- [16] C. K. Majumdar and D. K. Ghosh, J. Math. Phys. **10**, 1399 (1969).
- [17] For a discussion about the numerical MF procedure, see N. Laflorencie and D. Poilblanc in *Quantum Magnetism*, to be published by Springer, 2004.
- [18] Two equivalent symmetric solutions are obtained with opposite signs of the bulk dimerisation.
- [19] A. W. Sandvik, Phys. Rev. B **59**, R14157 (1999).
- [20] N. Laflorencie, D. Poilblanc, and A. W. Sandvik, Preprint cond-mat/0308834.