

Statistical theory of high-gain free-electron laser saturation

Julien Barre^{1,2}, Thierry Dauxois¹, Giovanni De Nino³, Duccio Fanelli⁴, Stefano Russo²

1. Laboratoire de Physique, UMR-CNRS 5672, ENS Lyon,

46 Allée d'Italie, 69364 Lyon cedex 07, France

2. Dipartimento di Energetica, Università di Firenze,

INFN and INFN, via S. Marta, 3, 50139 Firenze, Italy

3. Sincrotrone Trieste, Trieste, Italy

4. Department of Cell and Molecular Biology,

Karolinska Institute, SE-171 77 Stockholm, Sweden

(Dated: October 29, 2019)

Abstract

We propose a new approach, based on statistical mechanics, to predict the saturated state of a single-pass, high-gain free-electron laser (FEL). In analogy with the violent relaxation process in self-gravitating systems and in the Euler equation of 2D turbulence, the initial relaxation of the laser can be described by the statistical mechanics of an associated Vlasov equation. The Laser field intensity and the electron bunching parameter reach quasi-stationary values that are well fitted by a Vlasov stationary state if the number of electrons N is sufficiently large. Finite N effects (granularity) finally drive the system to Boltzmann-Gibbs statistical equilibrium, but this occurs on times that are unphysical (i.e. excessively long undulators). All theoretical predictions are successfully tested in finite N numerical experiments. Our results may provide important hints to the optimization of the length of the FEL undulator.

PACS numbers: 05.20.-y Classical statistical mechanics; 41.60.Cr Free-electron lasers; 05.45.-a Nonlinear dynamics and nonlinear dynamical systems.

The interaction of charged particles with electromagnetic fields is a topic of paramount importance in a large variety of physical phenomena, from plasma dynamics to astrophysical systems. On the energy exchange between particles and field also relies the possibility of generating coherent and tunable radiation sources, such as Free-Electron Lasers (FELs). In this case a relativistic electron beam propagating through a periodic magnetic field (produced by an undulator) interacts with a co-propagating electromagnetic wave. Lasing occurs because the undulator field and the radiation combine to produce a beat wave that travels slower than the speed of light and can be synchronized with electrons. Among different schemes, single-pass, high-gain FELs are currently attracting growing interests [1], as they are promising sources of powerful and coherent light in the UV and X ranges [2, 3, 4]. In the high-gain regime, both the light intensity and the longitudinal bunching of the electron beam increase exponentially along the undulator, until they reach saturation due to nonlinear effects. Understanding this saturation process is important to estimate, and then optimize, the performance and building costs of a FEL.

Theoretical analyses usually rely on dynamical methods in combination with detailed, but rather complicated, numerical simulations. In this letter, we propose a new approach, which is based on statistical mechanics, to study the saturated state of a high-gain FEL. We restrict here to the case of a Self-Amplified Spontaneous Emission (SASE) process. However, it is important to stress that because of its intrinsic flexibility, we believe the statistical approach to be applicable to alternative schemes, such as harmonic generation [5].

The starting point of our study is the model introduced by Bonifacio et al. [6]. Based on two hypotheses, i.e. one dimensional motion and monochromatic radiation, the dynamical equations for the j^{th} electron of the beam coupled to the radiation read:

$$\frac{d\varphi_j}{dz} = p_j ; \quad (1)$$

$$\frac{dp_j}{dz} = -A e^{i\varphi_j} - A^* e^{-i\varphi_j} ; \quad (2)$$

$$\frac{dA}{dz} = iA + \frac{1}{N} \sum_j e^{i\varphi_j} ; \quad (3)$$

The variable φ_j corresponds to the phase of one electron at position z in the combined field created by the radiation and the undulator's field. This latter is appropriately [7] rescaled to z and plays the role of time. p_j is the relative deviation from resonance of the j -th electron and A the scaled field amplitude, a two-component complex vector, transversal to

$z, A = (A_x; A_y)$. Finally, δ is the detuning parameter, which measures the average relative deviation from the resonance condition.

Although very simple, such a model captures the main features of the dynamics of the FEL, as shown by a systematic comparison with numerical predictions based on more complete approaches [8, 9]. Using this model, we will be able to predict analytically the mean saturated laser intensity, the electron beam bunching, and the electrons velocity distribution, for a given set of initial conditions (i.e. energy spread, bunching and radiation intensity). The analytical results agree well with numerical simulations.

The above system of equations can be derived from the Hamiltonian

$$H = \sum_{j=1}^N \frac{p_j^2}{2} - N I + \frac{p - \sum_{j=1}^N}{2 I} \sin(\phi_j - \phi'); \quad (4)$$

(N being the number of electrons), where the intensity I and the phase ϕ' of the wave are related to $A = A_x + iA_y = \sqrt{I} e^{i\phi'}$. In addition to the "energy" H , the total momentum $P = \sum_{j=1}^N p_j + A A^*$ is also a conserved quantity.

It is important to emphasize that Hamiltonian (4) models the interaction between the radiation and the electrons. Hence, it describes a quite universal phenomenon which is encountered in many branches of physics. As an example, in the context of plasma theory, the so-called plasma-wave Hamiltonian (4) characterizes the self-consistent interaction between a Langmuir wave and N particles, after an appropriate redefinition of the variables [10]. In addition, Hamiltonian (4) can be viewed as a direct generalization of mean-field models [12, 13, 14], which are widely studied nowadays because of the intriguing features they display (statistical ensemble inequivalence, negative specific heat, dynamical stabilization of out-of-equilibrium structures,...).

In plasma physics, it was numerically shown [10] that, in the region of instability, the amplification of the wave occurs in two steps. An initial exponential growth is followed by a slow relaxation towards the final statistical equilibrium. However, after the initial exponential growth has occurred, the average wave amplitude always attains a quasi-stationary (or meta-equilibrium) state, displaying oscillations around a well defined level, lower than the one predicted by statistical mechanics. The separation into two distinct timescales characterizes also the dynamics of self-gravitating systems and is a well-known phenomenon in astrophysics [15, 16]. Similar conclusions have also been reached in two-dimensional Euler turbulence [17].

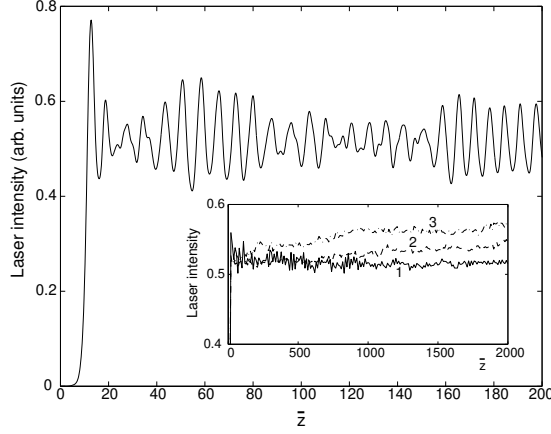


FIG. 1: Typical evolution of the radiation intensity using Eqs. (1)–(3); the detuning is set to 0, the energy per electron $H/N = 0.2$ and $N = 10^4$ electrons are simulated. The inset presents averaged simulations on longer times for different values of N : $5 \cdot 10^3$ (curve 1), 400 (curve 2) and 100 (curve 3).

In general, the intermediate quasi-stationary state lives longer when increasing the number N of simulated particles. It is believed that galaxies ($N \sim 10^{11}$) are well described by the Vlasov equilibrium which describes the quasi-stationary state of the N -particle system (see below). On the contrary, Boltzmann-Gibbs statistics applies to the "smaller" ($N \sim 10^6$) globular clusters.

As for Free Electron Lasers, the final saturation is achieved for large times, well beyond the physical constraints imposed by a reasonable undulator length. As a consequence, we believe that the first relaxation, coinciding with Vlasov equilibrium, represents the experimentally observed regime.

The typical evolution of the radiation intensity I as a function of the longitudinal coordinate z is displayed in Fig. 1: starting from a very weak radiation, the intensity grows exponentially and saturates, oscillating around a well defined level. This violent growth and first relaxation of the system is governed by the Vlasov equation [11, 12], which is rigorously derived by taking the continuum limit ($N \rightarrow 1$). On longer timescales, whose duration strongly depends on the particle number N (see the inset of Fig. 1), there is a slow drift of the intensity of the beam towards the final asymptotic plateau determined by Boltzmann-Gibbs statistics. Such a process is driven by granularity, a finite- N effect [12, 15, 16].

A linear analysis [6] leads directly to the determination of the boundaries of the instability domain, which are mainly controlled by the detuning and by the initial energy per electron. In the case of a monoenergetic electron beam, the instabilities disappear for $\gamma > \gamma_c' \approx 1.9$. Linear analysis also provides estimates of the growth rate of I. However, getting insight in the saturated state requires instead a nonlinear study of the system; the standard approach to this problem is mainly dynamical, as for instance in Ref. [18]. In the following we discuss a new procedure, based on statistical mechanics.

As sketched in the previous discussion, we are interested in the intermediate quasi-stationary state and, therefore, we will first consider the statistical theory of the Vlasov equation, originally introduced in the astrophysical context [15, 16]. The basic idea is to coarse-grain the microscopic one-particle distribution function $f(\mathbf{r}; \mathbf{p}; t)$, which is stirred and laminated at smaller and smaller scales by the Vlasov evolution. An entropy is then associated to the coarse-grained distribution f , which essentially counts the number of microscopic configurations. Equilibrium is then computed by maximizing this entropy while imposing the dynamical constraints. A rigorous description of this procedure can be found in Ref. [17] in the context of two-dimensional Euler hydrodynamics.

In the continuum limit, Eq. (1-3) lead to the following Vlasov-wave system :

$$\frac{\partial f}{\partial z} = -p \frac{\partial f}{\partial p} + 2(A_x \cos \phi - A_y \sin \phi) \frac{\partial f}{\partial p} ; \quad (5)$$

$$\frac{\partial A_x}{\partial z} = -A_y + \frac{1}{2} \int_{-\infty}^{\infty} f \cos \phi d\phi dp ; \quad (6)$$

$$\frac{\partial A_y}{\partial z} = A_x - \frac{1}{2} \int_{-\infty}^{\infty} f \sin \phi d\phi dp ; \quad (7)$$

Note that these equations have been studied numerically in a recent work by Vinokurov et al. [19], for the case $\gamma = 0$. The Vlasov-wave equations (5-7) conserve the pseudo-energy

$$e = \int_{-\infty}^{\infty} dp \int_{-\infty}^{\infty} \frac{p^2}{2} f(\mathbf{r}; \mathbf{p}) (A_x^2 + A_y^2) + 2 \int_{-\infty}^{\infty} dp \int_{-\infty}^{\infty} f(\mathbf{r}; \mathbf{p}) (A_x \sin \phi + A_y \cos \phi) d\phi ; \quad (8)$$

and the total momentum

$$P = \int_{-\infty}^{\infty} dp \int_{-\infty}^{\infty} p f(\mathbf{r}; \mathbf{p}) + A_x^2 + A_y^2 : \quad (9)$$

For the sake of simplicity, let us suppose that the beam is initially unbunched, and that energies are distributed according to a step function, such that

$$f(\mathbf{r}; \mathbf{p}; t=0) = f_0 = \frac{1}{4} \frac{1}{p} \quad \text{if } p \in [p_0, p_1]$$

$$= 0 \quad \text{otherwise.} \quad (10)$$

As far as one is dealing with small energy dispersions, the profile (10), called waterbag initial condition, represents a good approximation of a more natural Gaussian initial distribution. Numerical tests fully confirm the validity of this simple observation. According to (10), f takes only two distinct values, and coarse-graining amounts to perform a local average of both. The entropy per particle associated with the coarse-grained distribution f is then a mixing entropy [12, 16] and reads

$$s(f) = \int^Z dp d \left[\frac{f}{f_0} \ln \frac{f}{f_0} + 1 - \frac{f}{f_0} \ln 1 - 1 - \frac{f}{f_0} \right] : \quad (11)$$

As the electromagnetic radiation represents only two degrees of freedom within the $(2N + 2)$ of Hamiltonian (4), its contribution to entropy can be neglected.

The equilibrium state is computed [12] by solving the constrained variational problem :

$$S(e; \mathbf{A}) = \max_{f; A_x, A_y} s(f) \quad h(f; A_x, A_y) = e; \quad \int^Z dp f = 1; \quad (12)$$

$$P(f; A_x, A_y) = :$$

Introducing three Lagrange multipliers μ , λ and ν for the energy, momentum and normalization constraints and differentiating Eq. (12) with respect to f , one gets the equilibrium distribution

$$f = f_0 \frac{e^{-(\mu^2 + 2\lambda \sin \theta) p}}{1 + e^{-(\mu^2 + 2\lambda \sin \theta) p}} : \quad (13)$$

By differentiating Eq. (12) with respect to A_x and A_y , one obtains in addition the expression for the amplitude of the wave

$$A = \frac{q}{A_x^2 + A_y^2} = \frac{1}{\int^Z dp d \sin \theta f(\theta; p)} : \quad (14)$$

Using the above equations for the three constraints, the statistical equilibrium calculation is now reduced to finding the values of μ , λ and ν as functions of the energy e and total momentum \mathbf{A} . This last step, performed numerically using for example a Newton-Raphson method, leads directly to the estimates of the main physical parameters.

Furthermore, let us stress that in the limit of a vanishing energy dispersion, the area occupied by the $f = f_0$ level in the one-particle phase space is small, so that the coarse-grained distribution f verifies $f = f_0$ everywhere. The second term in the entropy (11) is thus negligible, and (13) reduces to the Gibbs distribution

$$f / e^{-(\mu^2 + 2\lambda \sin \theta) p} : \quad (15)$$

Vlasov equilibrium is in that case equivalent to the full statistical equilibrium. Then, solving the constraint equations yields

$$m = A^3 \quad A \quad (16)$$

$$A = e^{-A^2 + \frac{3}{2}A^4} \quad (m) ; \quad (17)$$

where $m = \frac{1}{N} \sum_{j=1}^N e^{i \phi_j}$ is the bunching parameter and ϕ is the reciprocal function of $I_1(x) = I_0(x)$, I_n being the modified Bessel function of order n . Let us note that Eqs. (16) and (17) give the microcanonical solution of Hamiltonian (4). A canonical solution of the same Hamiltonian in the context of plasma physics was obtained in [20]. It turns out that the two ensembles are equivalent, which could not have been the case for such a self-consistent system with infinite range interactions [13]. Let us notice that Eqs. (16) and (17) were obtained in Ref. [18] using several hypotheses, suggested only by numerical simulations. Here, a statistical mechanics approach gives a complete and self-consistent framework to justify their derivation. In particular, let us emphasize that, contrary to the previous approach, it is not necessary to choose a priori the distribution f , which is fully determined by the method of solution.

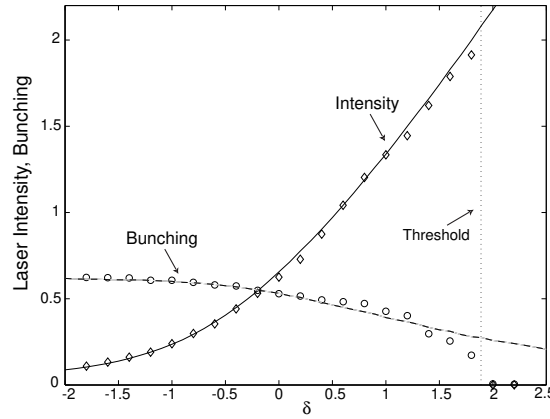


FIG. 2: Comparison between theory (solid and long-dashed lines) and simulations (symbols) for a monoenergetic beam, varying the detuning δ . The dotted vertical line, $\delta = \delta_c \approx 1.9$, represents the transition from the low to the high-gain regime.

Figure 2 presents the comparison between the analytical predictions and the numerical simulations performed using equations (1)–(3) in the case of a monoenergetic beam. The agreement is remarkably good for $\delta < 0.5$, and is accurate up to the threshold value δ_c , although phase space mixing is probably less effective for larger detuning. For $\delta > \delta_c$,

there is no amplification, hence, both the intensity and bunching stick to their initial vanishing values. This transition, purely dynamical, is not reproduced by the statistical analysis.

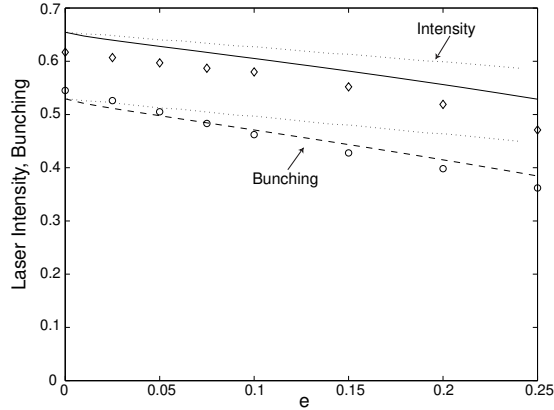


FIG. 3: Comparison between theory (solid and long-dashed lines) and simulations (symbols) for a non monoenergetic beam when the energy e , characterizing the initial velocity dispersion of the initial electron beam, is varied. The dotted lines represent the intensity and bunching predicted by Boltzmann-Gibbs equilibrium, whereas the solid line and long-dashed lines refer to the Vlasov equilibrium defined by Eqs. (13,14). The discrepancy between theory and numerical experiments is small over the whole range of explored energies.

In the case of a non monoenergetic beam, Figure 3 presents the comparison between the estimates of the above theoretical analysis and the results of direct numerical simulations of Hamiltonian (4). The comparison is shown in the energy range that allows the amplification process to take place. The good agreement for the intensity and bunching provides therefore an a posteriori, but striking, support for Vlasov statistical equilibrium.

In this letter, we have proposed a new approach to study the saturated state of the Compton Free Electron Laser, based on a statistical mechanics approach in the framework of Bonifacio's model [6]. By drawing analogies with the statistical theory of violent relaxation in astrophysics and 2D Euler turbulence, we have derived analytical estimates of the saturated intensity and bunching. In addition to the deeper insight into the physical behaviour of this system, the results of our theory agree well with numerical simulations. Due to its intrinsic flexibility, it will be possible to adapt the statistical approach to more complete models and complex schemes, thus allowing a direct comparison between analytical studies and experiments on real devices. In addition, such an approach should lead to an interesting

and much easier optimizing procedure of the performance, and consequently building cost, of Free-Electrons Lasers.

This work is part of the contract FIRB n°RBNE01CW 3M 01, project on synchronization.

-
- [1] E. Pilonis et al, Physics World 16, 7, 33-37 (2003).
- [2] S. Milton et al, Science 292, 2037-2041 (2001).
- [3] J. Rossbach, for the TESLA FEL group, Nucl. Inst. Meth. A 475, 13-19 (2001).
- [4] A complete overview of operating and under development facilities can be found at the link:
<http://sfel3.ucsb.edu/www/vlfel.html>
- [5] L. H. Yu et al, Science 289, 932 (2000).
- [6] R. Bonifacio et al, Riv. Nuovo Cimento 13, 1-69 (1990).
- [7] $z = 2k_u z_r^2 = h i_0^2$ where $\omega_p = (a_0 \omega_p = 4ck_u)^{2/3} = \omega_r$ is the so-called Pierce parameter, ω_r the resonant energy, $h i_0$ the mean energy of the electrons at the undulator's entrance, k_u the wave vector of the undulator, $\omega_p = (e^2 n / m^3)^{1/2}$ the plasma frequency, e and m respectively the charge and mass of one electron; the phase is $\phi = (k + k_u)z - 2k_u z_r^2 = h i_0^2$ with its conjugate momentum $p = (\hbar i_0) = (\hbar i_0)$. Finally, the detuning parameter is given by $\delta = (\hbar i_0^2 - \frac{2}{r}) = (2 - \frac{2}{r})$.
- [8] L. Giannessi, Perseo FEL-CAD Library, <http://www.afs.enea.it/gianness/perseo/>
- [9] S. Reiche, Nucl. Instr. and Meth. A 429 (1999) 242.
- [10] Y. E. Elskens, D. Escande, Microscopic Dynamics of Plasmas and Chaos, Institute of Physics (2002).
- [11] M. C. Firpo, Y. E. Elskens, J. Stat. Phys. 93, 193 (1998).
- [12] J. Barre, PhD thesis, ENS Lyon (2003).
- [13] T. Dauxois, S. Ruo, E. Arimondo, M. Wilkens, Dynamics and Thermodynamics of Systems with Long Range Interactions, Lect. Notes Phys. 602, Springer (2002).
- [14] Y. Y. Yamaguchi et al, submitted to Physica A (2003).
- [15] D. Lynden-Bell, Mon. Not. Roy. Astr. Soc. 136, 101 (1967)
- [16] P. H. Chavanis et al, Astro. Jour. 471, 385-399 (1996).
- [17] J. Michel et al, Comm. Math. Phys. 159, 195 (1994).
- [18] R. L. Gluckstern et al, Phys. Rev. E 47, 4412-4429 (1993).

- [19] N . A . V inokurov et al, Nucl. Inst. M eth. A 475, 74 (2001).
- [20] M . C . F ipo et al, Phys. Rev. Lett. 84, 3318 (2000).