

Self-interaction Corrected Calculations of Correlated f -electron Systems

L. Petit^{1,2}, A. Svane², Z. Szotek³, and W.M. Temmerman³

¹ *Computer Science and Mathematics Division, and Center for Computational Sciences, Oak Ridge National Laboratory, Oak Ridge, TN 37831, USA*

² *Department of Physics and Astronomy, University of Aarhus, DK-8000 Aarhus C, Denmark*

³ *Daresbury Laboratory, Daresbury, Warrington WA4 4AD, UK*

Abstract

The electronic structures of several actinide solid systems are calculated using the self-interaction corrected local spin density approximation. Within this scheme the $5f$ electron manifold is considered to consist of both localized and delocalized states, and by varying their relative proportions the energetically most favourable (groundstate) configuration can be established. Specifically, we discuss elemental Pu in its δ -phase, PuO_2 and the effects of addition of oxygen, the series of actinide mononitrides and monochalcogenides, and the UX_3 , $\text{X} = \text{Rh, Pd, Pt, Au}$, intermetallic series.

1 Introduction

The quantum-mechanical understanding of the physics of actinide compounds presents a challenge due to the intricate nature of the partially filled $5f$ -shell. Compared to the rare-earths, for which the $4f$ -states are most often completely localized, e.g. exhibiting atomic-like multiplet structure, the $5f$ states in the actinides are less inert and can play a significant role in bonding, depending on the specific actinide element and the chemical environment. This is most convincingly demonstrated in the elemental metals, for which a localization transition occurs when going from Pu to Am. In the early actinides, Th, Pa, U, Np, and the α -phase of Pu, the relatively delocalized $5f$ -electrons actively contribute to bonding, and their atomic volumes decrease in a parabolic fashion, similarly to the behavior seen across the transition metal series.[1] In Am, the f -electron localization is accompanied by an abrupt $\sim 50\%$ increase in the atomic volume, and for the heavier elements, Cm, Bk and Cf, the specific volume either

remains constant or decreases only slightly. Pu lies at the borderline, and its very complex phase diagram implies that the f -electron properties are of particularly intricate nature. Depending on the chemical properties of the ligands, the actinide compounds may exhibit different degrees of f -electron localization for the same actinide element.

Over the past 30 years, the local spin density (LSD) and semi-local (generalized gradient - GGA) approximations to density functional theory[2, 3] have proven very useful and accurate in describing bonding properties of solids with weakly correlated electrons, demonstrating that the cohesive energy data for the homogeneous electron gas, that underlie these approximations, are representative of the conduction states in real materials. However, when $4f$ -electrons are involved, the atomic picture with localized partially filled f -shells is usually a better starting point for calculations. The most well known extensions of LSD, capable of describing electron localization, include the self-interaction corrected (SIC)-LSD,[4] LDA+U,[5] and orbital polarization methods.[6]

It is possible to get a reasonable description of rare-earth materials with the LSD method by including a partially occupied f -shell into the core and projecting out the f -degrees of freedom from the valence bands.[7] In such calculations, a combination of density functional theory with input from experimental data is used to describe bonding electrons and the atomic f^n configuration, respectively. The SIC-LSD method can be viewed as effectively including an integer number of f -electrons in the core, however without restricting the unoccupied f -degrees of freedom. The localized $4f$ electrons in the rare earth metals and compounds have been well described by the SIC-LSD method.[8, 9, 10] Intermediate valent Yb compounds have been described[10] as a localized f^{13} configuration plus a narrow f -band state pinned to the Fermi level. The free Yb atom is divalent with a completely filled f^{14} shell. Thus, the destabilization of the localized f -manifold, which occurs in the solid state, is described in the SIC-LSD method by introducing two kinds of f -electrons.[11] An integer number of f -electrons are localized while a non-integer number of hybridized band- f electrons is determined by the self-consistent position of the Fermi level. A similar picture has emerged from calculations applying the LDA+U approach to Tm compounds.[12] The number of localized f -electrons leads to a definition of valency of the actinide

ions, given as the integer number of electrons available for band formation. Due to a substantial f -character of the valence bands, this valency is not the same as that determined by the total f -electron count, which includes both localized and itinerant f -electrons, and which is usually non-integral. Therefore, the most stable actinide valency in a given compound is determined by the balance between the localization energy and band formation energy (hybridization energy).

In section 2 of the present paper, the SIC-LSD method is briefly described. In section 3, the results for selected cases are presented and discussed, notably the δ -phase of Pu, the actinide mononictides and monochalcogenides, the PuO_2 compound, and the UX_3 intermetallics. The paper is concluded in section 4.

2 The SIC-LSD scheme

The electronic configuration of the actinide atoms is $[\text{Rn}]5f^36d^17s^2$ for U, $[\text{Rn}]5f^46d^17s^2$ for Np, $[\text{Rn}]5f^67s^2$ for Pu, $[\text{Rn}]5f^77s^2$ for Am, and $[\text{Rn}]5f^76d^17s^2$ for Cm. In the solid state, the relative proportions of s , d and f electrons will change due to hybridization and charge transfer. The f orbitals participate in bonding through their overlap with the f and d orbitals on neighbouring actinide ions, as well as, with the valence orbitals of the ligands. Either of these interactions lead to a broadening of the atomic f -level into an f resonance, which one might hope to describe in two opposite limits, either as a hybridized band (as in the standard LSD picture), or as an atomic-like delta-function (by including a partially filled f^n shell into the atomic core and decoupling all the other f -degrees of freedom, i.e., completely ignoring a possible f -electron contribution to bonding). These two extremal scenarios are depicted schematically in Figs. 1a and 1b, respectively, while the SIC-LSD scenario, which can be viewed as an interpolation between the two, is displayed in Fig. 1c.

In the SIC-LSD approach [13] the LSD total energy functional is corrected for the spurious self-interaction of each occupied state α :

$$E^{SIC} = E^{LSD} - \sum_{\alpha}^{occ.} \delta_{\alpha}^{SIC}, \quad (1)$$

where the self-interaction correction, δ_{α}^{SIC} , for a given state α , is defined as the

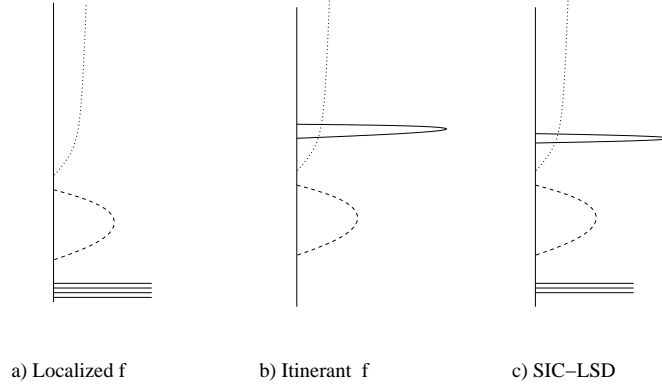


Figure 1: Schematic representation of the density of states in the SIC-LSD approach for an AcX compound. a) LSD calculation with all f electrons treated as inert core electrons, b) LSD calculation with all f electrons treated as band states, and c) SIC-LSD calculation with both localized and delocalized f states. The dashed line represents the ligand p -band, while the broad actinide d -band is given by the dotted line, and f -states are shown with full line.

sum of the Hartree and exchange-correlation energies:

$$\delta_{\alpha}^{SIC} = U[n_{\alpha}] + E_{xc}^{LSD}[n_{\alpha}]. \quad (2)$$

This correction vanishes for an itinerant state, and therefore the SIC-LSD functional for such a state coincides with the conventional LSD functional. To benefit from the self-interaction correction, an electron state needs to spatially localize, which costs band formation energy due to loss of hybridization. Whether this is favorable depends on the relative values of the hybridization energy and the self-interaction correction energy. Hence, the latter is identified with the localization energy. The rationale behind the functional in Eq. (1) is that for a delocalized electron the interaction with a given atom is well described by the mean-field LSD potential. In contrast, the appropriate potential for a localized

electron, due to a large Wigner delay time, will be corrected for the fact that other electrons on that atom rearrange in response to the presence of this localized electron. The self-interaction correction depends on the spatial distribution of the f orbital, while the hybridization energy depends on the overlap of a given f orbital with the f and d orbitals on the neighbouring actinide sites, and valence orbitals on the ligand sites. The f -electron which has become localized, by benefiting from the self-interaction correction, can no longer hybridize with the conduction electron bands to give rise to any band-related features or valency fluctuations. However, the f -states which have not been explicitly localized can hybridize with the conduction electrons and form fully or partially occupied bands (see Fig. 1c).

In the SIC-LSD formulation one deals with two types of f electrons, the localized and hybridized f electrons, as first implicated by Gschneider[11] in relation to rare earths. By assuming different f^n configurations of localized electrons, various valency configurations can be realized and studied in detail. Within SIC-LSD the valency is defined as the integer number of actinide valence electrons which are available for band formation, i. e.:

$$N_{val} = Z - N_{core} - N_{SIC}. \quad (3)$$

Here Z is the atomic number, N_{core} is the number of core (and semi-core) electrons (which for actinides is 86), and N_{SIC} is the number of localized f -electrons on the actinide sites. Thus, e.g. a trivalent configuration of the actinide ions U^{3+} , Np^{3+} , Pu^{3+} , Am^{3+} , and Cm^{3+} , is realized by localizing three, (f^3 configuration), four (f^4), five (f^5), six (f^6), and seven (f^7) f electrons on the respective actinide atoms. For a given f^n configuration, the minimum in the total energy as a function of lattice parameter determines the equilibrium lattice constant. By comparing the total energy minima for different f^n configurations, the global groundstate configuration and lattice constant can be determined. In selecting the f^n configuration the Hund's rules are usually followed by aligning spins and maximizing the orbital moment in the direction opposite to the spins (for less than half-filled shells, or in parallel to the spins for more than half-filled shells). During the iterations towards self-consistency the localized states are allowed to relax, although generally they do not change much.

The SIC-LSD scheme has been implemented[4] within the tight-binding linear-muffin-tin orbitals (TB-LMTO) method.[14] The actinide semi-core $6s$ and $6p$ states have been described with a separate energy panel. Spin-orbit coupling has been fully included in the self-consistency cycles. For simplicity, for systems discussed here, we have assumed ferromagnetic arrangement of the magnetic moments.

3 Results and Discussion

3.1 δ -Plutonium

Electronic structure calculations treating f -electrons as band states describe quite successfully the equilibrium volumes of the early actinide metals.[15] In an early study of Am, Skriver et al.[16] found the f -electron localization, signalled by the onset of spin-polarization, giving rise to an almost full, and hence non-bonding, spin polarized f^7 band. Also, the high pressure phases of Am have been successfully described by the standard LSD theory. [17, 18] Recently, the SIC-LSD method was applied to the series of actinide metals[19] from Np to Fm, correctly describing the itinerant nature of Np, the trivalency of Am, Cm, Bk and Cf, and the shift to divalency in Es and Fm. Pu turns out to be the most delicate case, being situated on the borderline between the itinerant and well localized actinides. The groundstate α -phase is well reproduced by LDA calculations[15], but the high temperature δ -phase is peculiar. The crystal structure is high-symmetry fcc, it has the largest specific volume of all Pu allotropes (25 % larger than that of α -Pu), and the thermal expansion coefficient is negative. It has long been recognized that these facts are connected to a higher degree of localization of the f -electrons in the δ -phase, but on the other hand the volume is still $\sim 16\%$ smaller than that of Am.

We have investigated the δ -phase of Pu within the SIC-LSD approach. The total energy of a number of localization scenarios are summarized in Figure 2. In constructing the localized f^n shells we have considered either $L - S$ coupling (black curves) or $j - j$ coupling (dashed curves) of the f -states. In the former case, all f -states are taken to be eigenstates of l_z and s_z , with s_z quantum number $1/2$ corresponding to spin-up, in accordance with Hund's first rule, and

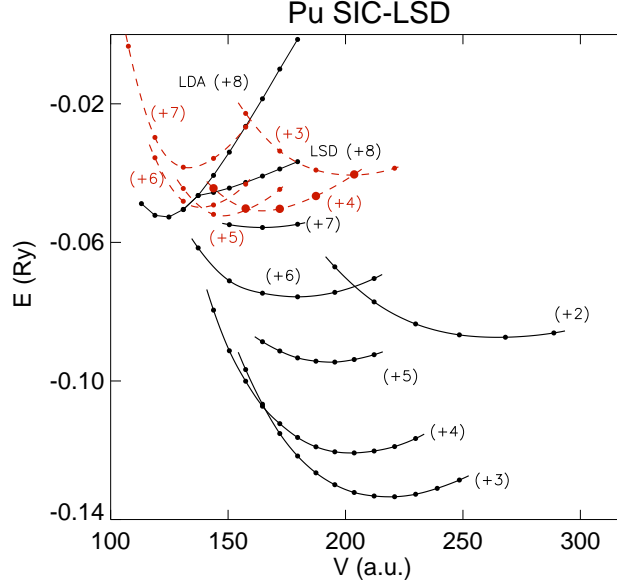


Figure 2: Total energy for δ -Pu. Dashed curves assume $j - j$ coupled localized f^n shell, black curves assume $L - S$ coupling.

l_z quantum numbers occupied in the sequence $-3, -2, -1, 0, 1, 2, 3$ to comply with Hund's second rule (for less than half filled shells). In the latter case, one-electron f -states are taken as eigenstates of j^2 and j_z , with $j = 5/2$ and j_z quantum number occupied in the sequence $-5/2, 5/2, -3/2, 3/2, -1/2, 1/2$. It is important to stress that these are only the starting configurations of the localized states. Ultimately, the localized states are determined self-consistently by the SIC-LSD total energy minimization, but in practice the symmetry of the initial state tends to be preserved during iterations towards self-consistency. In other words there are energy barriers for a SIC state to drastically alter its symmetry.

One notices a significant energy gain for the configurations with large spin localized f^n shells. The lowest energy is found for a localized $L - S$ coupled f^5 shell, corresponding to trivalent Pu atoms.[19] The equilibrium volume is $218 a_0^3$, which is 30 % larger than the experimental volume of δ -Pu. Clearly, this is not the appropriate representative of δ -Pu. One more localized f -electron leads to an even larger volume and also a larger total energy, while fewer localized

electrons do lead to smaller equilibrium volume but also larger total energy. The best agreement with the experimental volume within the $L - S$ coupling scheme is obtained for the f^2 localized scenario. The $j - j$ coupling scheme leads to a completely different picture. In this case the scenarios with localized f^2 , f^3 , and f^4 shells are almost degenerate in energy, with f^3 having the lowest energy, and an equilibrium volume 12% *smaller* than the experimental δ -Pu volume. The conclusion to be drawn here is that the LSD provides a poor account of the energetics of δ -Pu: the exchange energy gained by the formation of large aligned spins is overestimated and leads to the wrong representation of the ground state. By taking $j - j$ coupled localized shells, one artificially turns the spin-density contribution to the total energy off, and an improved description is obtained. This does **not** mean that the $j - j$ coupled Pu f^3 shell is the correct ground state of Pu. Rather, the study demonstrates that more complicated ground states are called for. Within the restricted one-electron picture the $j - j$ coupled localized shell is a better representation of the true ground state. Firstly, the true ground state must describe appropriately the spin fluctuations leading to the quenching of the Pu moment, secondly it is also likely that fluctuations in the number of localized f -electrons are needed. It is important to stress that δ -Pu is a special case in the actinide series. When going to Am, the $L - S$ ground state obtained with the SIC-LSD approach is quite adequate, leading to a localized f^6 , $M_S = 3$, $M_L = 3$, i.e. $J = 0$ ground state. The equilibrium volume is $\sim 8\%$ larger than the experimental volume, which is acceptable. The $j - j$ coupled ground state is also f^6 , $J = 0$, in this case with a volume only 3% larger than the experimental volume, but there is not such a drastic difference between the two representations for the well localized Am case as for Pu. Hence, the failure of the SIC-LSD in describing the highly correlated δ -phase of Pu has been traced back to the large magnetic moment on Pu, persisting in the SIC-LSD description. By artificially setting the exchange interaction to zero, a much improved lattice constant has been obtained, as also found by Refs. [20] and [21]. Since experiments find Pu to be non-magnetic, one must conclude that the mean-field approaches of LSD and SIC-LSD overestimate the tendency towards magnetic moment formation, by not taking into account quantum fluctuations in the f -shell. Recently, Savrasov *et al.*[22] have presented a promising way of

N	O	<u>AcX valencies</u>									
P	S										
As	Se										
Sb	Te										
Bi	Po										
		U		Np		Pu		Am		Cm	
		65	5	5	54	5	54	3	3	3	3
		5	54	4	4	4	3	3	3	3	3
		4	54	4	4	3	3	3	3	3	3
		4	4	4	4	3	3	3	32	3	3
		4	4	3	3	3	3	3	2	3	3

Figure 3: Trends in localization through the AcX series. For each actinide, Ac= U, Np, Pu, Am, Cm, a block of 10 ligands are considered: the pnictides X=N, P, As, Sb, Bi, and the chalcogenides X=O, S, Se, Te and Po. The numbers designate the calculated Ac valency (according to Eq. (3)) for that particular AcX compound. Where two numbers are given, the corresponding valencies are degenerate.

treating dynamical fluctuations and applied it successfully to δ -Pu.

3.2 Actinide Monopnictides and Monochalcogenides

In the actinide monopnictides and monochalcogenides, which all crystallize in the NaCl structure at ambient conditions, the actinide-actinide separations are larger than in the elemental metals, and the tendency towards f -electron localization can already be observed from Np compounds onwards. [23, 24, 25, 26, 27, 28, 29]

Here, we present the SIC-LSD electronic structures calculations of the monopnictides and monochalcogenides of U, Np, Pu,[30] Am,[31] and Cm. Figure 3 displays the calculated actinide ground state configurations through the series. The calculations reveal clear trends towards more and more actively bonding f -

electrons for a) lighter actinides, and b) lighter ligands. For the lighter actinides, the f -orbitals are more extended leading to larger overlaps with their nearest neighbours and smaller self-interaction corrections, both of these effects are favoring band formation. For the lighter ligands, in particular N and O, both the volume is decreased and ionicity is larger, the first of these effects leading to larger direct actinide-actinide overlap, and the latter effect favoring charge transfer.

The Cm compounds are the most localized systems, all exhibiting Cm in the trivalent f^7 configuration. The f^7 shell is so stable that variations of the ligand cannot disrupt its stability and scenarios with either one more or less localized f -electron have distinctly higher energies. Trivalency prevails in the Am compounds, but the stability of the f^7 shell causes the divalent Am state to be important in AmTe and AmPo. In the Pu compounds, the trivalent state also dominates, but for the lighter ligands f -electron delocalization sets in. In the Np compounds the tetravalent state dominates, while in the U compounds pentavalent states occur for the lighter ligands.

The densities of states of the actinide arsenides are shown in Fig. 4, with both trivalent and tetravalent actinide ions. In the trivalent case, the non-localized f -degrees of freedom give rise to narrow unoccupied bands above the Fermi level. In the tetravalent case the additional delocalized f -electron appears as an extra f -band. In Cm, this band appears far below the Fermi level, while in Am, Pu and Np this band lies just below the Fermi level. The band formation energy due to this extra band is sufficiently large in NpAs to outweigh the localization energy, and the tetravalent configuration becomes the ground state.

3.3 Plutonium Dioxide

PuO_2 is the most favored compound for storage of Pu from nuclear waste. In the stoichiometric compound Pu is tetravalent with a localized f^4 shell, filled O p bands and a large insulating gap. Recently, the chemical inertness of PuO_2 has been questioned, in particular whether reactions with water could lead to further oxidation and the formation of PuO_{2+x} . [32] We investigated [33] the PuO_{2+x} system with the SIC-LSD approach by constructing a supercell with four PuO_2 units together with an additional O atom in the interstitial region, thus forming a

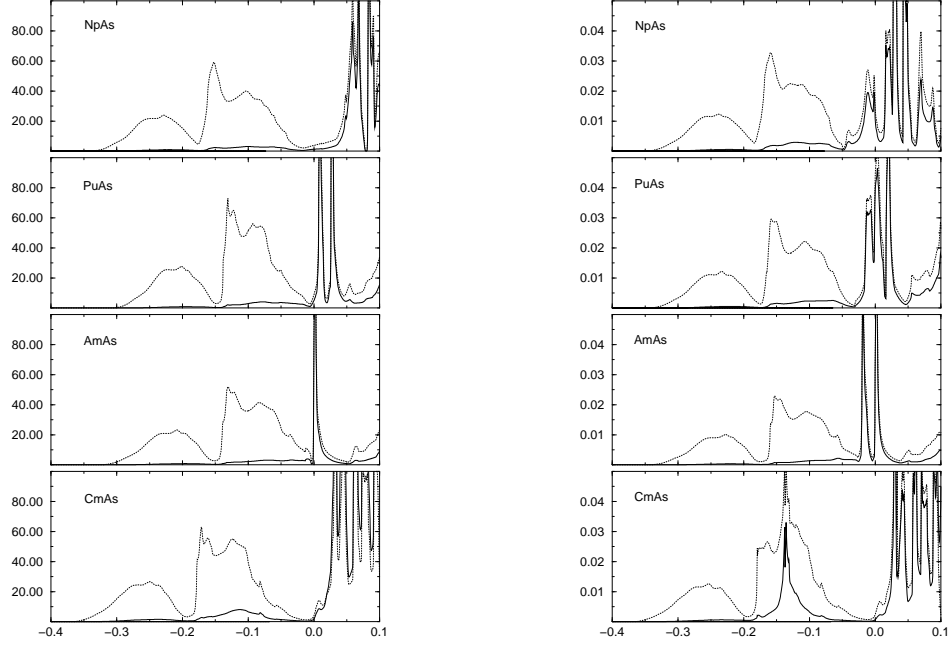


Figure 4: Densities of states (in states/(Ry formula unit)) for the actinide arsenides NpAs, PuAs, AmAs, CmAs, with a trivalent (left), or tetravalent (right) actinide ion, respectively. The solid and dotted lines represent the f projected- and total densities of states, respectively. The energies are given in Ry, with the Fermi level at energy zero.

model of a $\text{PuO}_{2.25}$ compound. The interesting conclusion to be drawn from the total energy as a function of f -localization (fig. 5) is that the nearest neighbour Pu atoms of the interstitial O transform to the pentavalent configuration by delocalizing one f -electron, which is donated to the extra O to form hybridized states, occurring in the gap-region of the pure PuO_2 compound. Similarly, an O vacancy in PuO_2 will lead to the formation of trivalent f^5 Pu ions in the vicinity of the vacancy. In effect, the localized f^n shell of Pu acts as a reservoir for absorbing or releasing electrons to be accommodated by the chemical bonds of the O atoms. The lattice constant of the PuO_{2+x} system almost does not vary with x due to two opposing effects (Fig. 5). The added O per se leads to lattice expansion, but the additional bonding due to the formation of pentavalent Pu causes the lattice to contract.

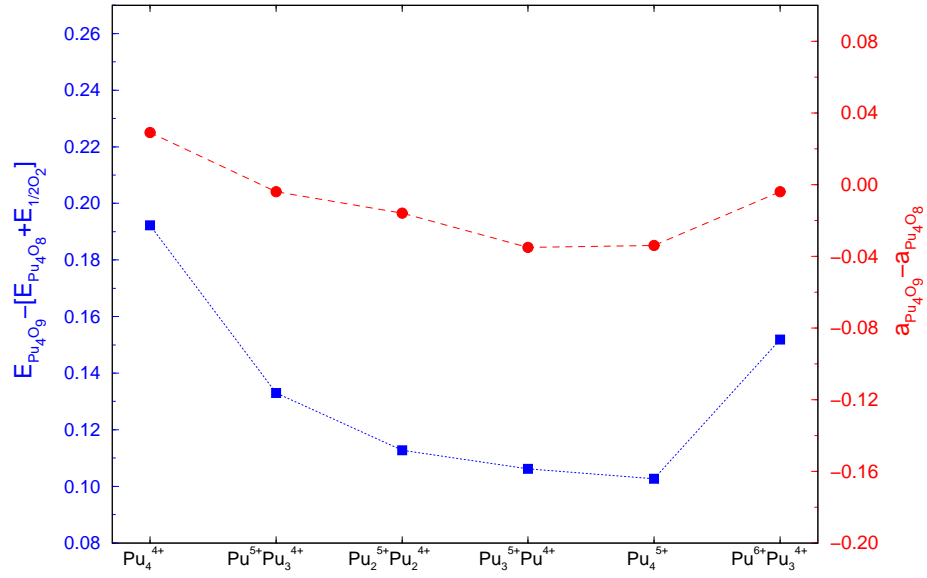


Figure 5: Total energy minima (squares and left-hand side axis) and corresponding theoretical equilibrium lattice constants (circles and right-hand side axis) for different Pu f -configurations of Pu_4O_9 supercell. The energy (in Ry units) and lattice parameter data (in Å units) are given with respect to the corresponding values of $\text{Pu}_4\text{O}_8 + \frac{1}{2}\text{O}_2$.

3.4 UX_3 compounds, $X=\text{Rh, Pd, Pt, Au}$

The sequence of Uranium intermetallics, UX_3 , $X=\text{Rh, Pd, Pt}$ and Au are interesting due to their variation in metallic properties. This is well reproduced in the SIC-LSD approach.[34] The U configuration changes from f^0 in URh_3 to f^1 in UPt_3 and to f^2 in UPd_3 and UAu_3 . This is due to hybridization of the ligand d -band, which in URh_3 is not completely occupied, with the U f -electrons to form hybridized bands rather than non-bonding localized states. In UPd_3 and UAu_3 the d -band is full, and the U f -electrons can not contribute further to the bonding, while UPt_3 is the borderline case, where the d -band is full but sufficiently close to the Fermi level that the f -electrons can hybridize in, i.e., the U f -manifold is situated in between the fully delocalized and fully localized scenarios, in good accord with the observation of heavy fermion properties of this compound.

4 Conclusions

In summary, we have reviewed the electronic properties of a number of f -electron systems, as obtained within SIC-LSD approach. We have demonstrated that this approach is well suited to describe trends regarding lattice parameters and valencies of these systems. It works especially well for systems with well localized f -shells. It also indicates that the ground state of δ -Plutonium is more complex than the SIC-LSD can describe and thus underlines the need of developing a dynamic generalization of the SIC-LSD approach.

5 Acknowledgments

This work has been partially funded by the Training and Mobility Network on ‘Electronic Structure Calculation of Materials Properties and Processes for Industry and Basic Sciences’ (contract:FMRX-CT98-0178) and by the Research Training Network on ‘Ab-initio Computation of Electronic Properties of f -electron Materials’.

References

- [1] B. Johansson and H. L. Skriver, J. Magn. Magn. Mat. **29**, 217 (1982).
- [2] R. O. Jones and O. Gunnarsson, Rev. Mod. Phys. **61**, 689 (1989).
- [3] J. P. Perdew, J. A. Chevary, S. H. Vosko, K. A. Jackson, M. R. Pederson, D. J. Singh and C. Fiolhais, Phys. Rev. B. **46**, 6671 (1992).
- [4] W. M. Temmerman, A. Svane, Z. Szotek and H. Winter, in *Electronic Density Functional Theory: Recent Progress and New Directions*, edited by J. F. Dobson, G. Vignale and M. P. Das, (Plenum, New York, 1998), p. 327.
- [5] V. I. Anisimov, J. Zaanen and O. K. Andersen, Phys. Rev. B. **44**, 943 (1991).
- [6] M. S. S. Brooks, Physica **130B**, 6 (1985); O. Eriksson, M. S. S. Brooks and B. Johansson, Phys. Rev. B **41** 7311 (1990).
- [7] A. Delin, L. Fast, B. Johansson, O. Eriksson and J. M. Wills, Phys. Rev. B **58**, 4345 (1998)
- [8] P. Strange, A. Svane, W. M. Temmerman, Z. Szotek and H. Winter, Nature (London) **399**, 756 (1999).
- [9] W. M. Temmerman, Z. Szotek, A. Svane, P. Strange, H. Winter, A. Delin, B. Johansson, O. Eriksson, L. Fast and J. M. Wills, Phys. Rev. Lett. **83**, 3900 (1999).
- [10] A. Svane, W. M. Temmerman, Z. Szotek, L. Petit, P. Strange and H. Winter, Phys. Rev. B **62**, 13394 (2000).
- [11] K.A. Gschneidner, Journal of Less Common Metals, **25**, (1971), 405.
- [12] V. N. Antonov, B. N. Harmon, and A. N. Yaresko, Phys. Rev. B **63**, 205112 (2001)
- [13] J. P. Perdew and A. Zunger, Phys. Rev. B. **23**, 5048 (1981).

- [14] O. K. Andersen, O. Jepsen and D. Glötzel, in *Canonical Description of the Band Structures of Metals*, Proceedings of the International School of Physics, "Enrico Fermi", Course LXXXIX, Varenna, 1985, eds. F. Bassani, F. Fumi and M. P. Tosi, (North-Holland, Amsterdam, 1985), p 59.
- [15] M. D. Jones, J. C. Boettger, R. C. Albers and D. J. Singh, Phys. Rev. B **61**, 4644 (2000).
- [16] H. L. Skriver, O. K. Andersen and B. Johansson, Phys. Rev. Lett. **44**, 1230 (1980).
- [17] O. Eriksson and J. M. Wills, Phys. Rev. B **45**, 3198 (1992).
- [18] P. Söderlind, R. Ahuja, O. Eriksson, B. Johansson and J. M. Wills, Phys. Rev. B **61**, 8119 (2000).
- [19] L. Petit, A. Svane, W. M. Temmerman and Z. Szotek, Sol. State Commun. **116**, 379 (2000).
- [20] S. Y. Savrasov and G. Kotliar, Phys. Rev. Lett. **84**, 3670 (2000).
- [21] O. Eriksson, J. D. Becker, A. V. Balatsky and J. M. Wills, J. Alloys Compd. **287**, 1 (1999).
- [22] S. Y. Savrasov, G. Kotliar and E. Abrahams, Nature (London) **410**, 793 (2001).
- [23] H. H. Hill, in *Plutonium 1970 and Other Actinides*, Proceedings of the 4th International Conference on Plutonium and other Actinides, Santa Fe, New Mexiko, edited by W. N. Miner (AIME, New York, 1970).
- [24] P. Santini, R. Lemanski, and P. Erdös, Adv. Phys. **48**, 537 (1999).
- [25] P. G. Huray and S. E. Nave, in *Handbook on the Physic and Chemistry of the Actinides*, edited by A. J. Freeman and G. H. Lander (North-Holland, Amsterdam, 1987), Vol. 5, p. 311.
- [26] O. Vogt and K. Mattenberger, in *Handbook on the Physics and Chemistry of Rare Earths*, edited by K. A. Gschneidner, Jr., L. Eyring, G. H. Lander and G. R. Choppin (North Holland, Amsterdam, 1993), Vol. 17, p. 301.

- [27] O. Vogt and K. Mattenberger, J. Alloys Compds. **223**, 226 (1995)
- [28] G. M. Kalvius, W. Potzel, J. Moser, F. J. Litterst, L. Asch, J. Zänkert, J. Gal, S. Fredo, D. Dayan, M.P. Dariel, M. Boge, J. Chappert, J. C. Spirlet, U. Benedict and B. D. Dunlap, Physica **130 B**, 393 (1985).
- [29] G. M. Kalvius, J. Gal, L. Asch, and W. Potzel, Hyp. Int. **72**, 77 (1992).
- [30] L. Petit, A. Svane, W. M. Temmerman and Z. Szotek, Eur. Phys. J. B **25**, 139 (2002).
- [31] L. Petit, A. Svane, W. M. Temmerman and Z. Szotek, Phys. Rev. B **63**, 165107 (2001).
- [32] J. M. Haschke, T. H. Allen, and L. A. Morales, Science **287**, 285 (2000).
- [33] L. Petit, A. Svane, Z. Szotek and W. M. Temmerman, Science, **301**, 498 (2003).
- [34] L. Petit, A. Svane, W. M. Temmerman and Z. Szotek, Phys. Rev. Lett. **88**, 216403 (2002).