

Direct Observation of a Temperature Dependent $0-\pi$ Junction Transition in a Mesoscopic High Critical Temperature Grain Boundary Junction

G. Testa, A. Monaco, E. Esposito and E. Sarnelli

Istituto di Cibernetica "E.Caianiello" del CNR, Via Campi Flegrei 34, I-80078 Pozzuoli (Naples), Italy

D.-J. Kang, E.J. Tarte, S.H. Mennema and M.G. Blamire

*Dept. of Materials Science, University of Cambridge,
Pembroke Street, Cambridge, CB2 3QZ United Kingdom**

(Dated: February 7, 2020)

We have observed, for the first time, a temperature dependent $0-\pi$ junction crossover in a 45° symmetric [001] tilt grain boundary junction. Experimental data, obtained by a double phase-sensitive test based on a low inductance dc SQUID, show an anomalous nonmonotonic temperature dependence of the Josephson current, clear evidence of a critical current sign change at a temperature T^* . At the same temperature, the SQUID undergoes a transition from a 0 -SQUID to a π -SQUID. Results are in good agreement with theoretical models taking into account mid-gap states in low transparency junctions.

PACS numbers: 74.50.+r, 74.20.Rp, 74.72.-h

One of the most interesting debates in condensed matter physics is the discussion about the symmetry of the superconducting wave function in high critical temperature (HTS) cuprates [1, 2, 3, 4]. In recent years, a number of experiments have given a clear evidence of an unconventional d-wave order parameter symmetry, characterized by a strongly anisotropic order parameter with nodes along the (110) directions in k -space and a sign change (corresponding to a π -phase shift of the superconducting wave function) between orthogonal k_x and k_y directions. The most interesting results have been obtained by phase-sensitive tests [5, 6, 7, 8], mainly based on superconducting loops containing one or more junctions, capable of distinguishing between d-wave and asymmetric s-wave symmetries. Another powerful phase-sensitive test is based on the property of d-wave superconductors to form superconducting bound surface states at the Fermi energy, the so-called mid-gap states (MGS) [9]. Such MGS, completely absent in conventional s-wave superconductors, are generated by the combined effect of Andreev reflections [10] and the sign change of the d-wave order parameter symmetry. MGS have been observed experimentally as a zero bias conductance peak (ZBCP) in superconductor/insulating/normal metal (SIN) and superconductor/insulating/superconductor (SIS) junctions, and in the impurity induced zero-energy density of states by scanning tunneling microscopy measurements [11, 12, 13, 14, 15].

One of the most striking consequences of MGS is the pre-

diction of an anomalous temperature dependence of the Josephson current [16, 17, 18], strongly dependent on the barrier transparency and on the misorientation angle α_i ($i = 1, 2$) between the crystallographic axes of the two electrodes and the direction normal to the interface. In particular, a transition from a 0 to π -junction with decreasing temperature has been theoretically predicted in 45° symmetric grain boundary junctions (GBJs) with small transparency barriers.

To date, no experimental evidences of such a $0-\pi$ transition has ever been reported in the literature. In ref. [19], the authors reconstructed the free energy of a mesoscopic 45° symmetric bicrystal GBJ as a function of the phase φ , starting from current-phase relation (CPR) calculations. They found, at low temperature, two degenerate minima located at $\varphi = \pm\varphi_0$ (with $0 < \varphi_0 < \pi$), in analogy with 45° asymmetric GBJs. The authors related this double degenerate ground state to the presence of an anomalously large second harmonic component of the Josephson current, explained as the result of fluctuations of the superconducting phase. Through CPR calculations, they also extracted indirectly an anomalous temperature dependence of the Josephson current, under the assumption that only two components were present. In this Letter we show, for the first time, the $0-\pi$ transition by direct transport measurements. Defining θ as the angle between the quasiparticle trajectory and the normal to the grain boundary interface, the order parameter sensed by the quasiparticle incident on the barrier is $\Delta_i(\theta) = \Delta_0 \cos[2(\theta - \alpha_i)]$ (Fig. 1). In 45° symmetric junctions, MGS exist in both electrodes only if quasiparticles probe different signs of the order parameter before and after the reflection, i.e. only within limited intervals of the angle θ , $\theta/8 < |\theta| < 3\theta/8$. For other angles, the

*Also at Nanoscience Centre, IRC in Nanotechnology, University of Cambridge, Cambridge CB3 0FF, United Kingdom

behaviour is similar to that of s-wave superconductors. Because of the coupling between the two electrodes, MGS form coherent states of the entire junction, the Andreev Bound States [16]. Andreev level energies are split and shifted according to the phase difference φ across the contact and the barrier transparency D , where $0 < D < 1$. Approximately, we can write $E_{\pm} = \pm|\Delta|\sqrt{D}\sin(\varphi/2)$. The lower energy level is then characterised by a shift of π in the ground state. At low temperatures, when only the lower Andreev level is populated, the resonant contribution of MGS, $I_{MGS}(\varphi)$, to the total Josephson current $I_T(\varphi)$ dominates and becomes much larger than the continuum state current, $I_{CONT}(\varphi)$. In fact, $I_{MGS}(\varphi)$ is proportional to the square root of the barrier transparency \sqrt{D} , as in any resonant coupling phenomena [22], while $I_{CONT}(\varphi)$ is proportional to D . In this case, the equilibrium phase difference of the whole junction is $\varphi = \pi$. At higher temperatures, however, the two Andreev levels give opposite currents and the MGS mediated current is suppressed. The equilibrium phase difference is then $\varphi = 0$ as in conventional s-wave superconductors. Therefore, by decreasing the temperature, the junction should undergo a transition from an ordinary junction to a π junction. The critical current becomes zero at a temperature T^j where I_{MGS} (negative) and I_{CONT} (positive) balance each other.

In order to observe experimentally such a $0-\pi$ transition, we have designed a double phase-sensitive test. By using a low inductance dc SQUID, we have investigated the $0-\pi$ transition by two independent assessments: a) the nonmonotonic temperature dependence of the Josephson current, clear sign of a $0-\pi$ transition at the temperature T^* where the sum of the two junction critical currents goes from positive to negative values; b) a half flux quantum shift in the SQUID modulation at the temperature T^j where only one of the two junctions (because of the small asymmetry between the two grain boundaries, expected in HTS GBJs) undergoes a transition from 0 to π . Of course, in the absence of any $0-\pi$ transitions, as in ref. [19], we should find a different SQUID behaviour.

We have deposited 120 nm thick $\text{YBa}_2\text{Cu}_3\text{O}_{7-x}$ films on 45° symmetric [001] tilt SrTiO_3 bicrystal substrates by pulsed laser deposition. The critical temperature T_C ranged between 89 and 91 K. A SrTiO_3 layer, 50 nm thick, and a gold layer, 20-30 nm thick, have then been deposited to protect the $\text{YBa}_2\text{Cu}_3\text{O}_{7-x}$ from the subsequent focused ion beam (FIB) processing. The Au layer also prevents charging during the FIB etch and inhibits degradation of the contact area during photolithographic processes. Junctions with widths varying from $2 \mu\text{m}$ to $20 \mu\text{m}$ have been patterned by standard photolithography and Ar ion milling. Three grain boundary junctions, 0.8, 1 and $1.5 \mu\text{m}$ wide respectively and a dc SQUID with two mesoscopic Josephson junctions, $0.3 \mu\text{m}$ wide, have then been obtained by narrowing tracks using a FIB microscope with a Ga source. Further details of the fab-

rication process will be reported elsewhere.

The reduction of the junction width limits the number of defects at the grain boundary interface and minimizes the influence of grain boundary faceting. In fact, it is well known that 45° symmetric grain boundaries are characterized by a large number of facets, with typical lengths of 10-100 nm; the angle θ formed by quasiparticles incident on the barrier would then be averaged on many different facets making the nonmonotonic dependence very difficult to observe.

Current-voltage (I-V) characteristics of both dc SQUID and submicron GBJs have been measured as a function of the temperature, from 1.2 K to T_C , by using a vacuum probe with a heating element, covered by both a superconducting Pb cylinder and a cryoperm shield. All the experiments have been made, with a very low noise electronics, in a Helium cryostat shielded by one thick aluminum and three mu-metal shields. In order to ensure that trapped magnetic flux or external residual magnetic fields did not influence the measurements of the Josephson current as a function of the temperature we have repeated measurements three times (after warming to room temperature), always obtaining the same results. Samples have also been measured without any heaters, in helium vapors, in order to rule out any possible noises or flux trapping arising from the coupling between heater and signal wires.

At $T = 4.2$ K, junctions show critical current densities J_C of the order of $3-5 \times 10^3 \text{ A/cm}^2$ and $I_C R_n$ products, with R_n the asymptotic normal resistance, of about 300-500 μV ; the dc SQUID has a lower critical current density of about $3 \times 10^2 \text{ A/cm}^2$, a R_n constant in the entire temperature range and $I_C R_n = 40 \mu\text{V}$. The estimated Josephson penetration length [21] is of the order of $20 \mu\text{m}$ and is much larger than the widths of all the junctions.

Figure 2 shows the I-V characteristics of the dc SQUID in the temperature range 15 K - 44 K (I-V curves have been shifted along the x-axis to allow a better comparison). The Josephson current becomes almost zero at a temperature T^* between 25 K and 28 K, and increases for higher temperatures. This is the first time the anomalous nonmonotonic temperature dependence of the Josephson current, clear evidence of a current sign change, has been observed by direct transport measurements. Even though the critical currents are very small and the ratio between the Josephson coupling energy $I_C \Phi_0 / 2\pi$ and the thermal energy $K_B T$ is of the order of 0.01-1, the effect is unambiguously and repeatably observable.

In Fig. 3 we report the dependence of the normalized Josephson current on the temperature, $I_C(T)$, for the 2^{nd} set of measurements (squares) and in a narrower temperature range around T^* , 3^{rd} set of measurements (stars). Both data sets show a minimum at the same temperature $T^* = 0.5T_C$, and overlap perfectly. It is worth noting that for the purpose of this manuscript, every method to extract I_C is equally valid. In particular, we have

extracted I_C both by a derivative criterion and by an extended RCSJ fit [21], taking into account the extra contribution of the MGS mediated current, without finding significant differences in the normalized curves.

The critical temperature of the dc SQUID is about 56 K, much lower than the film T_C , as expected because of the thermally activated phase slippage caused by the reduced Josephson coupling energy at the grain boundary interface [22].

The observed temperature dependence of the Josephson current can be well accounted for by theoretical models including both the effect of the intrinsic phase of the pair potential and the formation of localized states on the junction properties [16, 17, 18]. By assuming a rectangular barrier with thickness d_i and normalized height $k = K_F/\lambda_0$, where K_F is the Fermi momentum and $\lambda_0 = (2mU_0/\hbar^2)^{1/2}$, with U_0 the Hartree potential at the interface, the Tanaka-Kashiwaya (TK) formula gives the following $I(\varphi)$ [17]:

$$R_n I(\varphi) = \frac{\pi R_n K_B T}{e} \left\{ \sum_n \int_{-\pi/2}^{\pi/2} F(\theta, i\omega_n, \varphi) \times \sin(\varphi) \sigma_n \cos(\theta) d\theta \right\}$$

where σ_n is the tunneling conductance for the injected quasiparticle in the normal state, and $F(\theta, i\omega_n, \varphi)$ is a function of $\Delta_{L(R)}$ (the absolute value of the pair potential in the left (right) electrode), the Matsubara frequency ω_n , σ_n , κ , λ_0 and d_i .

In the inset of Fig. 3, we show the theoretical curve expected for a 45° symmetric grain boundary junction with $\lambda_0 d_i = 3$ and $k = 0.5$. In order to explain the experimental saturation of the Josephson current at low temperatures, we have considered the presence of defects at the interface suppressing the MGS mediated current. A finite quasiparticle lifetime parameter $\gamma = 0.2\Delta(0)$ has then been introduced in the TK formula [23] to describe the non smooth interface. We can see a good qualitative agreement with experimental curves. Any quantitative fits would not be physically meaningful because of the presence of too many free parameters (κ , $\lambda_0 d_i$, Δ_0 , γ).

It is worth noting that our Josephson junctions, whose smallest width is 0.8 μm , a factor 2 or 3 larger than the junction width in the dc SQUID, showed a conventional monotonic $I_C(T)$ dependence, with a slight upwards curvature, like in ref. [23]. This is an additional evidence that the reduction of the junction width is mandatory to investigate the effect of MGS on the Josephson current. It was already demonstrated by CPR measurements on 45° symmetric GBJs, which showed anomalous behaviours only for submicron widths [19, 24].

In order to gain a deeper insight into the physics of the junction transition we have then investigated its influence on the properties of the dc SQUID. In fact, by analyzing the SQUID dynamics, we can get direct information

about any phase changes in the two junctions. Three different situations are possible: only one junction in the dc SQUID undergoes a $0\text{-}\varphi_0$ transition at T^j ; both junctions show the transition at the same $T^j = T^*$ value; junctions show transitions at different values of T^j ($T^{j1} \neq T^{j2}$).

In Fig. 4, we show the magnetic field dependence of the SQUID critical current in a small temperature range across T^* from 21 K to 33 K. Curves have been shifted along the y-axis for sake of clarity. Diffraction patterns with a period of 0.2 G, corresponding to an effective area of about 100 μm^2 and a flux focusing $f = A_{eff}/A_{geom}$ of about 6, can be observed. The β value is of the order of 10^{-3} and so flux trapping, self field effects and asymmetries are completely negligible. The envelope of the SQUID modulations shows a Fraunhofer-like modulation pattern. It is worth noting that the residual field in our cryostat is lower than 1 mG, corresponding to less than 0.01 Φ_0 .

The most interesting feature observed is the crossover from a minimum to a maximum zero-field critical current, measured twice with two different set-ups, at a temperature T^j between $T = 24.7$ K and $T = 27.8$ K. This transition temperature is perfectly consistent with the T^* value extrapolated by I-V characteristics. The half flux quantum shift is a strong evidence that 1) only one of the two single junctions undergoes a phase transition close to T^* ; 2) the transition is not only a $0\text{-}\varphi_0$ crossover but, with good accuracy, a transition from a conventional state to a " π " state, characterized by a shift of π in the energy ground state. In fact, (1) if both junctions had the transition at the same $T^j = T^*$, the SQUID would have remained in an unfrustrated configuration. Moreover (2), if the state was φ_0 , with $0 < \varphi_0 < \pi$, the dynamics of the dc SQUID would have been completely different [25] and the SQUID modulations would not have shown an exact $\Phi_0/2$ shift. Since $\varphi_0 = \pi$, we can assume that harmonics larger than the first one give only a negligible contribution to the Josephson current of our mesoscopic junctions. Since the ratio I_C^2/I_C^1 between the second and the first harmonics is proportional to D , a low-transmissivity is then expected [19]. By a qualitative fit of our $I_C(T)$ dependence with theoretical models, we can estimate a D value of the order of 10^{-2} . This is only a little bit larger than the average transmissivity estimated by the normal resistance value $\rho_{ab}l/R_n A \approx 6 \times 10^{-3}$ [26], where ρ_{ab} (resistivity in the a-b plane) is about $10^{-4} \Omega\text{cm}$ and l , the mean free path, is assumed equal to 10 nm. It means that our grain boundary is uniform enough with only small local changes. High transmissivity channels are then not expected in our junctions.

In conclusion, by a double phase-sensitive test, we have observed for the first time the $0\text{-}\pi$ transition theoretically expected in 45° symmetric GBJs. By using a low inductance dc SQUID we have measured, by direct I-V characteristics, the anomalous nonmonotonic temperature dependence of the Josephson current. Most importantly,

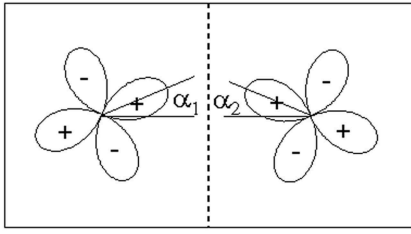


FIG. 1: Schematic geometry of the grain boundary interface. α_1 and α_2 are the angles between the normal to the interface and the crystallographic axes on the left and right sides, respectively.

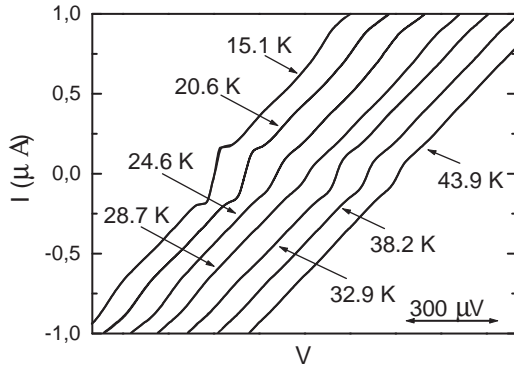


FIG. 2: Current-Voltage characteristics of the dc SQUID for different temperatures (from $T = 15.1$ K to $T = 43.9$ K). Curves have been shifted along the x-axis for sake of clarity.

we have also observed a half flux quantum shift in the magnetic field dependence of the SQUID critical current, clearly confirming the $0-\pi$ transition of one of the two single junctions. Unlike other similar experiments on GBJs [23], the barrier transparency was small enough and the interface sufficiently clean to observe such an effect. It is worth noting that our results support a strong d-wave component of the order parameter. Indeed, highly symmetric SQUID oscillations with the respect to zero magnetic field prove that any additional secondary components (s or d_{xy}) give only a negligible contribution to the predominant d-wave order parameter symmetry [27].

This work has been partially supported by the ESF Network "Pi-shift", by MIUR under the project DG236RIC "NDA", by the TRN "DeQUACS" and by EPSRC. We gratefully acknowledge discussions with V.Shumeiko, A.Tagliacozzo and B.A.Davidson.

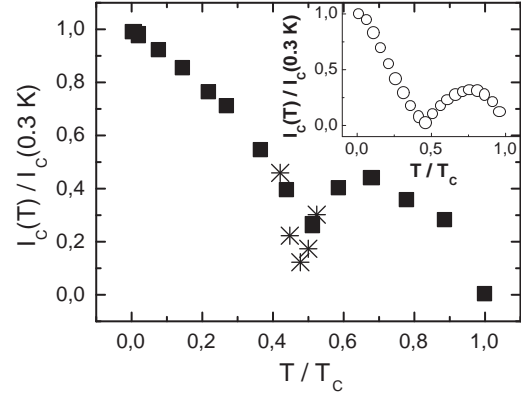


FIG. 3: Normalized temperature dependence of the Josephson current for the dc SQUID (squares, 2nd set of measurements and stars, 3rd set of measurements). In the inset we show the theoretical curve obtained by using the TK formula with $\Delta_d(0) = 0.018$, $\kappa = 0.5$, $\lambda_0 d_i = 3$ and $\gamma = 0.2\Delta(0)$.

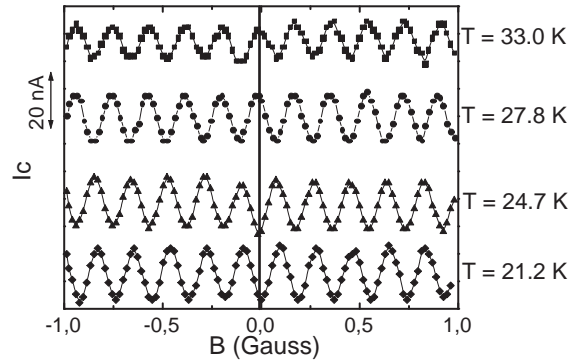


FIG. 4: Magnetic field dependence of the Josephson current as a function of the temperature. Curves have been shifted along the y-axis for sake of clarity. The half flux quantum shift between $T = 24.7$ K and $T = 27.8$ K clearly shows the $0-\pi$ transition of one of the two single junctions.

-
- [1] R. Dagotto, Rev. Mod. Phys. **66**, 763 (1994).
 - [2] D. J. Scalapino, Phys. Rep. **250**, 330 (1995).
 - [3] J. Annett, N. Goldenfeld and A.J. Leggett, "Physical

- Properties of High Temperature Superconductors", Ed. D. M. Ginsberg, (Singapore: World Scientific 1996).
- [4] V.B. Geshkenbein, A.I. Larkin and A.Barone, Phys. Rev. B **36**, 235 (1987).
- [5] D. J. Van Harlingen, Rev.Mod. Phys. **67**, 515 (1995).
- [6] C. C. Tsuei and J. R. Kirtley, Rev.Mod. Phys. **72**, 969 (2000).
- [7] J.R. Kirtley et al., Nature **373**, 225(1995).
- [8] R.R. Schulz et al., Appl. Phys. Lett. **76**, 912 (2000).
- [9] C.R. Hu, Phys. Rev. Lett. **72**, 1526 (1994).
- [10] A.F. Andreev, Zh. Eksp. Teor. Fiz. **46**, 1823 (1964) (Engl. Transl. 1964 Sov. Phys.-JETP **19** 1228).
- [11] M. Covington et al., Phys. Rev.Lett. **79**, 277 (1997).
- [12] I. Iguchi et al., Phys. Rev. B **62**, R6131 (2000).

- [13] H. Aubin et al., Phys. Rev. Lett. **89**, 177001 (2002).
- [14] L. Alff et al, Phys. Rev. B **58**, 11197 (1998).
- [15] S. Kashiwaya et al, Phys. Rev. B **51**, 1350 (1995).
- [16] T. Lofwander, V.S. Shumeiko, and G. Wendin, Supercond. Sci.Technol. **14**, R53 (2001).
- [17] Y. Tanaka, and S. Kashiwaya, Phys. Rev. B **56**, 892 (1997).
- [18] Yu.S. Barash, Phys. Rev. B **61**, 678 (2000).
- [19] E. Il'Ichev et al., Phys. Rev. Lett. **86**, 5369 (2001).
- [20] G. Wendin and V.S.Shumeiko, Phys. Rev. B **53**, R6006 (1996)
- [21] A. Barone and G. Paternò, Physics and Applications of the Josephson Effect (Wiley, New York, 1982).
- [22] R. Gross et al., Phys. Rev. Lett. **64**, 228 (1990).
- [23] H. Arie et al., Phys. Rev. B **62**, 11864 (2000).
- [24] E. Il'Ichev et al., Phys. Rev. Lett. **81**, 894 (1998).
- [25] T. Lindstrom et al., Phys. Rev. Lett. **90**, 117002 (2003).
- [26] G. Blonder, M. Tinkham, and T. Klapwijk, Phys. Rev. B **25**, 4515 (1982).
- [27] B. Chesca, Ann. Phys. (Leipzig) **8**, 511 (1999).