

# Stochastic resonance for two competing species in the presence of colored noise

D. Valenti, A. Fiasconaro, B. Spagnolo

Dipartimento di Fisica e Tecnologie Relative dell'Università di Palermo

Istituto Nazionale di Fisica della Materia, Unità di Palermo

Viale delle Scienze, I-90128 Palermo, Italy

We study the role of multiplicative colored noise for different values of the correlation time  $\tau_c$  in the dynamics of two competing species, described by generalized Lotka-Volterra equations. The multiplicative colored noise models the interaction between the species and the environment. The interaction parameter between the species is a random process which obeys a stochastic differential equation with a generalized bistable potential in the presence of a periodic driving term, which accounts for the environment temperature variation. The bistable potential is useful to describe the coexistence and exclusion dynamical regimes of the ecosystem. Noise-induced periodic oscillations of the species concentrations and stochastic resonance phenomenon appear due to the presence of the multiplicative noise. We find that for low values of the correlation time  $\tau_c$  the response of the system coincides with that obtained with multiplicative white noise. For higher values of  $\tau_c$  the coherent response of the system and the maximum of the signal-to-noise ratio, signature of the stochastic resonance phenomenon, are shifted towards higher values of the noise intensity.

## I. INTRODUCTION

Recently the constructive role played by the noise in population dynamics has been the subject of intense theoretical investigations<sup>1-5</sup>. The noise, through its interaction with the nonlinearity of the ecosystems, can give rise to counterintuitive phenomena like stochastic resonance<sup>6</sup> (SR), noise enhanced stability<sup>7</sup> (NES), noise delayed extinction<sup>8</sup>, etc...

In this work we focus on the role of realistic noise in the dynamics of two competing species, and specifically on the SR phenomenon in population dynamics in the presence of exponentially correlated noise. When the time scale of random fluctuations is larger than the characteristic time scale of the ecosystem the external noise cannot be considered white noise. This noise has no time scale because is  $\delta$ -correlated. In real ecosystems the external random perturbations, due to interaction with the environment, are correlated with a finite correlation time. A strongly correlated noise for example emerges as the result of a coarse graining over a hidden set of slow variables<sup>6</sup>. The dynamics of our ecosystem is described by generalized Lotka-Volterra equations with a random interaction parameter between two competing species in the presence of a multiplicative colored noise. In the absence of noise we have two stable states, corresponding to dynamical regimes of coexistence and exclusion. Real ecosystem however are subjected to noisy environment and to geological periodical forcing, like seasonal temperature. Because of these random and periodical forcing we describe the two dynamical regimes of coexistence and exclusion with a bistable potential for the interaction parameter, tilted periodically by an environment temperature driving term.

We find that the noise is responsible for the generation of quasi-periodic temporal oscillations and the enhancement of the response of the system to a driving force producing stochastic resonance<sup>8</sup>. By analyzing the effect of the colored noise we find that for low values of the correlation time  $\tau_c$  the response of the system coincides with that obtained with multiplicative white noise. For higher values of  $\tau_c$  the coherent response of the system and the maximum of the signal-to-noise ratio (SNR), which are signature of the SR phenomenon, are shifted towards higher values of the noise intensity. These results are in agreement with previous theoretical and experimental investigations of SR phenomenon in dynamical systems in the presence of colored noise<sup>6,9,10</sup>. However in previous studies the colored noise was additive, while here we have two different sources of noise and only one of them is colored.

## II. THE MODEL

Time evolution of two competing species is obtained within the formalism of the Lotka-Volterra equations<sup>11</sup> in the presence of a multiplicative noise

$$\frac{dx}{dt} = \mu_1 x (\alpha_1 - x - \beta_1(t)y) + x \zeta_x(t) \quad (1)$$

$$\frac{dy}{dt} = \mu_2 y (\alpha_2 - y - \beta_2(t)x) + y \zeta_y(t), \quad (2)$$

where  $\zeta_i(t)$  ( $i = x, y$ ) are colored noises given by the archetypal source for colored noise, i. e. exponentially correlated processes given by Ornstein-Uhlenbeck process<sup>12</sup>

$$\frac{d\zeta_i}{dt} = -\frac{1}{\tau_c}\zeta_i + \frac{1}{\tau_c}\xi_i(t) \quad (i = x, y) \quad (3)$$

and  $\xi_i(t)$  ( $i = x, y$ ) are Gaussian white noises within the Ito scheme with zero mean and correlation function  $\langle \xi_i(t)\xi_j(t') \rangle = 2\sigma\delta(t-t')\delta_{ij}$ . The correlation function of the processes of Eq.(3) is

$$\langle \zeta_i(t)\zeta_j(t') \rangle = \frac{\sigma}{\tau_c}e^{-|t-t'|/\tau_c}\delta_{ij} \quad (4)$$

and gives  $2\delta(t-t')\delta_{ij}$  in the limit  $\tau_c \rightarrow 0$ . We can distinguish two different regimes for the correlation time of the noise: (a)  $dt < \tau_c < T_o$ , i. e. a correlation time greater then the integration step  $dt$  and less then the period of the deterministic driving force  $T_o$ ; (b)  $\tau_c > T_o$ .

The time series for the two populations are obtained setting  $\alpha_1 = \alpha_2 = \alpha$ ,  $\beta_1(t) = \beta_2(t) = \beta(t)$ , and  $\xi_x(t) = \xi_y(t) = \xi(t)$ . For  $\beta < 1$  both species survives, that is a coexistence regime takes place, while for  $\beta > 1$  an exclusion regime is established and one of the two species extinguishes after a certain time. Coexistence and exclusion of one of the two species correspond to stable states of the Lotka-Volterra's deterministic model<sup>13</sup>. This aspect together with the assumption of a strong noisy interaction between species and environment suggests that the interaction parameter  $\beta(t)$  can be described as a stochastic process which obeys the following stochastic differential equation

$$\frac{d\beta(t)}{dt} = -\frac{dU(\beta, t)}{d\beta} + \xi_\beta(t), \quad (5)$$

where  $U(\beta, t)$

$$U(\beta, t) = h(\beta - (1 + \rho))^4/\eta^4 - 2h(\beta - (1 + \rho))^2/\eta^2 - \beta\gamma\cos(\omega_0 t), \quad (6)$$

is a bistable potential (see Fig.1), with the two stable states of coexistence and exclusion, modulated by the periodic term  $\gamma\cos(\omega_0 t)$ , which takes into account for the environment temperature oscillations. Here  $h$  is the height of the potential barrier.

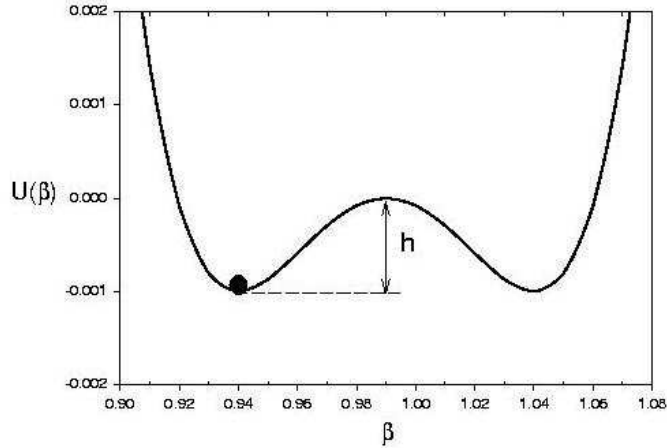


FIG. 1. The bistable potential  $U(\beta, t)$  of the interaction parameter  $\beta(t)$  at  $\omega_0 t = \pi/2$ . The potential  $U(\beta, t)$  is centered on  $\beta = 0.99$ . The parameters of the potential are  $h = 6.25 \cdot 10^{-3}$ ,  $\eta = 0.05$ ,  $\rho = -0.01$ .

In Eq. (5)  $\xi_\beta(t)$  is a Gaussian white noise with the usual statistical properties:  $\langle \xi_\beta(t) \rangle = 0$  and  $\langle \xi_\beta(t)\xi_\beta(t') \rangle = \sigma\delta(t-t')$ . We choose as initial conditions for two competing species a coexistence regime ( $\beta(0) < 1$ ) on the left minimum of the potential  $U(\beta, t)$  at  $\omega_0 t = \pi/2$ .

## A. Stochastic resonance

The deterministic dynamics of the species strongly depends on the value of the interaction parameter  $\beta(t)$ . We first analyze therefore the time evolution of  $\beta(t)$  for different levels of the additive noise  $\sigma_\beta$ <sup>14</sup>. In the absence of noise ( $\sigma_\beta = 0$ ) we have a periodical behaviour of  $\beta(t)$  in the coexistence regime (see Fig.2a). For low noise intensity with respect to the height of the potential barrier ( $\sigma_\beta \ll h$ ) we obtain a quasi-deterministic trajectory of  $\beta(t)$ , slightly perturbed by the noise (Fig.2b). When the noise intensity is comparable with the barrier height ( $\sigma_\beta \simeq h$ ), the typical picture of stochastic resonance phenomenon is obtained: the periodical behavior of the interaction parameter jumps between the two values  $\beta = 0.94 < 1$  and  $\beta = 1.04 > 1$ , which characterize the coexistence and the exclusion dynamical regimes (see Fig.(2c). A further increase of the noise intensity produces a loss of coherence and the dynamical behavior of  $\beta(t)$  is strongly controlled by the noise (Fig.2d).

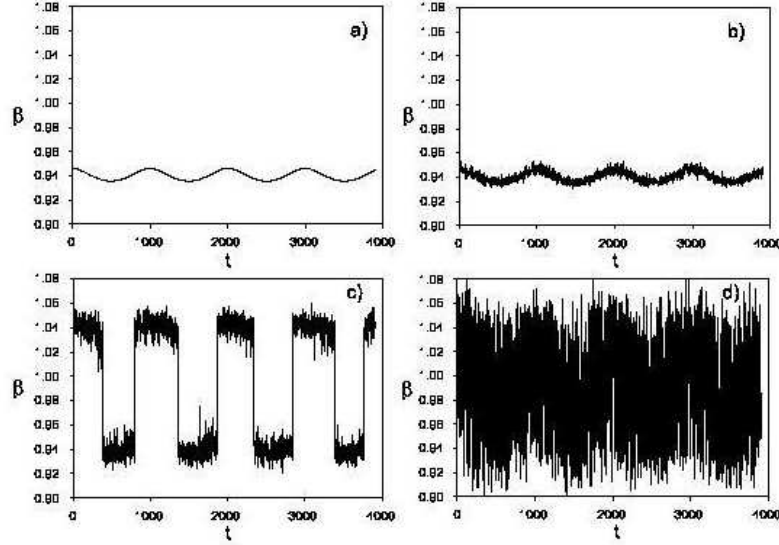


FIG. 2. Time evolution of the interaction parameter, with initial value  $\beta(0) = 0.94$ , for different values of the additive noise intensity  $\sigma_\beta$ . (a)  $\sigma_\beta = 0$ ; (b)  $\sigma_\beta = 1.78 \cdot 10^{-4}$ ; (c)  $\sigma_\beta = 1.78 \cdot 10^{-3}$ ; (d)  $\sigma_\beta = 1.78 \cdot 10^{-2}$ . The values of the other parameters are  $\gamma = 10^{-1}$ ,  $\omega_0/(2\pi) = 10^{-3}$ .

The optimum coherent time behaviour of  $\beta(t)$  (Fig.(2c) is obtained from the statistical synchronization relation

$$\tau_k = T_0/2 \quad (7)$$

typical of the SR phenomenon. Here  $\tau_k$  is the Kramers time

$$\tau_k = \frac{2\pi}{\sqrt{|U''(0.99)|U''(0.94)}} \exp[2h/\sigma_\beta], \quad (8)$$

$T_0 = 2\pi/\omega_0$  is the period of the driving force,  $U''(0.99)$  and  $U''(0.94)$  are the second derivative respectively calculated in the unstable and stable states of the potential. For  $T_0 = 10^3$  we have  $\sigma_\beta = 1.78 \cdot 10^{-3}$ , the value of the noise intensity of Fig.2c.

Now we analyze the dynamics of the two species by fixing the additive noise intensity at the value  $\sigma_\beta = 1.78 \cdot 10^{-3}$ , corresponding to a competition regime between the two species periodically switched from coexistence to exclusion, and by varying the intensity of the multiplicative colored noise. We obtain the temporal series of the two species for different values of both the multiplicative noise intensity  $\sigma = \sigma_x = \sigma_y$  and the correlation time  $\tau_c$ . We do simulations in both regimes for the correlation time of the noise: (a)  $dt < \tau_c < T_0$ , and (b)  $\tau_c > T_0$ . In the weak correlated noise regime (a) no relevant modifications occur in the temporal series of the two species densities. The time evolution of the two species show an anticorrelated behavior with quasiperiodical oscillations (see Figs. 3c,4c) with a random inversion of the population that predominates over the other one, as in the white noise case<sup>14</sup>. In Figs. 3,4 we report these time behaviours at  $\sigma = 0$ ,  $\sigma = 10^{-12}$ ,  $\sigma = 10^{-4}$ ,  $\sigma = 10^{-2}$  for two different values of the correlation time  $\tau_c = 20, 2 \cdot 10^3$ . For  $0 < \tau_c < T_0 = 10^3$  we obtain the same behaviour as in the presence of multiplicative white noise.

For  $\tau_c \simeq T_o$  some modifications occur, particularly for  $\tau_c = 2 \cdot 10^3$  the temporal series of the two species densities show the anticorrelated behavior with quasiperiodical oscillations up to  $\sigma = 10^{-2}$  (see Fig. 4d), i. e. a delay in the coherent output of our ecosystem. This delay will manifest itself in the behaviour of the signal-to-noise ratio (SNR) as a function of the multiplicative noise intensity.

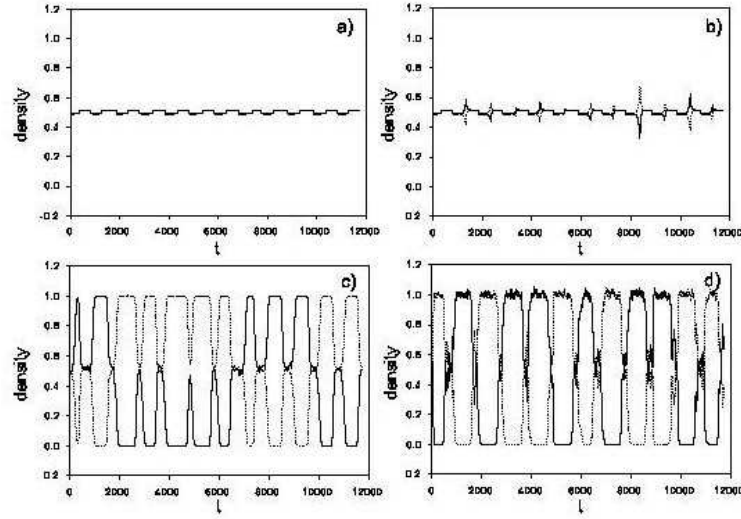


FIG. 3. Time evolution of both populations at different levels of the multiplicative noise for  $\tau_c = 20$ : (a)  $\sigma = 0$ ; (b)  $\sigma = 10^{-12}$ ; (c)  $\sigma = 10^{-4}$ ; (d)  $\sigma = 10^{-2}$ . The values of the parameters are  $\mu = 1$ ,  $\alpha = 1$ ,  $\gamma = 10^{-1}$ ,  $\omega_0/(2\pi) = 10^{-3}$ . The intensity of the additive noise is fixed at the value  $\sigma_\beta = 1.78 \cdot 10^{-3}$ . The initial values are: for the two species  $x(0) = y(0) = 1$ , for the additive (white) noise  $\beta(0) = 0.94$ , for the multiplicative (colored) noise  $\zeta_1(0) = \zeta_2(0) = 0$ .

In the strong correlated noise regime (b) a relevant delay of the coherent time behaviour of the two species is observed. The maximum of SNR is shifted towards higher values of the multiplicative noise intensity. This shift in a Log-Log scale grows faster than a linear function of the correlation time  $\tau_c$ . In Fig. 5,6 we report the temporal series for  $\tau_c = 2 \cdot 10^6, 2 \cdot 10^9$  obtained for different values of the multiplicative noise intensity.

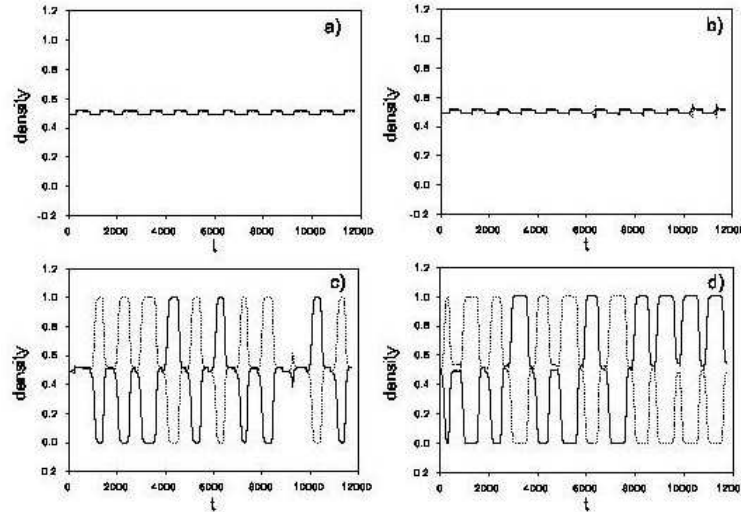


FIG. 4. Time evolution of both populations at different levels of the multiplicative noise for  $\tau_c = 2 \cdot 10^3$ : (a)  $\sigma = 0$ ; (b)  $\sigma = 10^{-12}$ ; (c)  $\sigma = 10^{-4}$ ; (d)  $\sigma = 10^{-2}$ . The values of the parameters, the intensity of the additive noise and the initial conditions are the same of Fig.3.

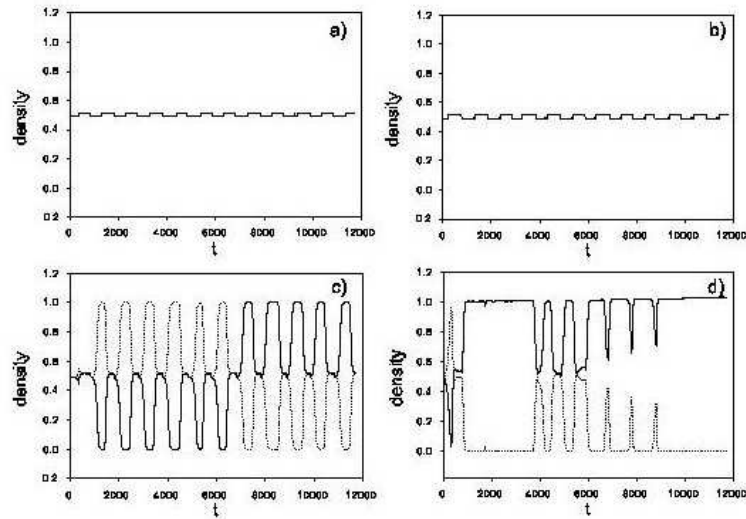


FIG. 5. Time evolution of both populations at different levels of the multiplicative noise for  $\tau_c = 2 \cdot 10^6$ : (a)  $\sigma = 0$ ; (b)  $\sigma = 10^{-12}$ ; (c)  $\sigma = 10^1$ ; (d)  $\sigma = 10^5$ . The values of the parameters, the intensity of the additive noise and the initial conditions are the same of Fig.3.

Comparing the temporal series of Figs. 3,4 and Figs. 5,6 we note that increasing the values of  $\tau_c$  the noise-induced effects are observed for higher levels of noise intensity. The coexistence regime and the correlated oscillations of both populations persist for a wider range of multiplicative noise intensities. The anticorrelated behavior with quasiperiodical oscillations appear with very high noise intensity as the correlation time value of the multiplicative noise is strong enough. The loss of coherence in the time behaviours of the two species is observed at very high intensities of the multiplicative noise. Because of the high values of the multiplicative noise, one population extinguishes and the other one survives at a constant density after a transient dynamics (see Figs. 5d,6d). This dynamical behaviour is typical of an ecosystem in the presence of an absorbing barrier<sup>1</sup>.

The periodicity of the noise-induced oscillations in the time behavior of the population densities shown in Figs. 3-6 is the same of the driving periodic term of Eq.(6).

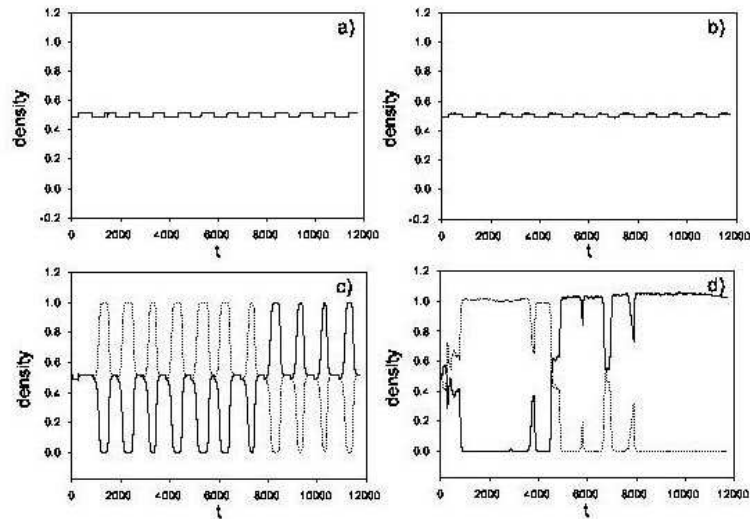


FIG. 6. Time evolution of both populations at different levels of the multiplicative noise for  $\tau_c = 2 \cdot 10^9$ : (a)  $\sigma = 0$ ; (b)  $\sigma = 10^{-12}$ ; (c)  $\sigma = 10^7$ ; (d)  $\sigma = 10^{12}$ . The values of the parameters, the intensity of the additive noise and the initial conditions are the same of Fig.3.

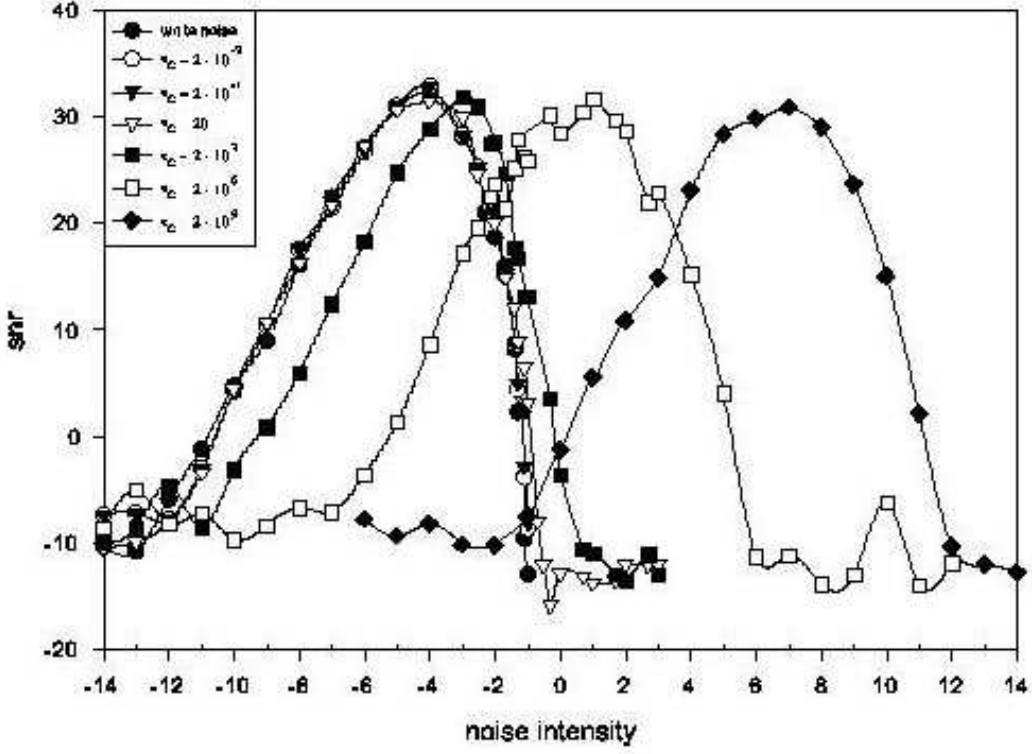


FIG. 7. Log-Log plot of SNR as a function of noise intensity. The SNR is obtained for six different values of the correlation time:  $\tau_c = 2 \cdot 10^{-2}$ ,  $\tau_c = 2 \cdot 10^{-1}$ ;  $\tau_c = 20$ ;  $\tau_c = 2 \cdot 10^3$ ,  $\tau_c = 2 \cdot 10^6$ ;  $\tau_c = 2 \cdot 10^9$ . Moreover the signal-noise ratio for white Gaussian noise is reported. The SNR corresponds to the squared difference of population densities  $(x - y)^2$ . The values of the parameters and the initial conditions are the same of those used to obtain the temporal series.

This is the signature of stochastic resonance (SR) phenomenon. In order to manifest the presence of SR we analyze the squared difference of population densities  $(x - y)^2$  for different values of  $\tau_c$ . In Fig. 7 the SNRs of this quantity are shown for  $\tau_c = 0, 2 \cdot 10^{-2}, 2 \cdot 10^{-1}, 20, 2 \cdot 10^3, 2 \cdot 10^6, 2 \cdot 10^9$  as a function of the multiplicative noise intensity  $\sigma$ , by fixing the additive noise intensity at  $\sigma_\beta = 1.78 \cdot 10^{-3}$ . We calculate the SNR of  $(x - y)^2$  because of the random periodical inversion of population densities. We note that dynamics of  $(x - y)$  is mainly affected by the multiplicative noise, as we can see from Eqs.(2). The SNRs have been obtained by performing 190 realizations of Eqs. (2). In each graph of Fig. 7 a maximum appears, whose position depends on the values of  $\tau_c$ , i.e. the most coherent response of the system is connected with both the intensity and the correlation time of the multiplicative noise. We see clearly the two dynamical regimes of weak correlated noise (a), with the first four values of  $\tau_c$ , and of strong correlated noise (b) with the last three values of  $\tau_c$ . In this regime the maximum of SNR is shifted towards higher values of multiplicative noise intensity as in previous theoretical and experimental studies<sup>6,9,10</sup>. However some differences occur. Previous studies on the effect of colored noise on SR phenomenon showed that by increasing  $\tau_c$  the peak of the SNR shifts towards higher values of the noise amplitude and the maximum decreases with a broadening of the entire curve. The shift of the SR peak to larger noise intensities is due to the fact that colored noise suppresses exponentially the hopping rate with increasing noise color. In our model the colored noise is introduced in the multiplicative noise and not in the additive one as in usual bistable dynamical systems. The SR in the dynamics of interaction parameter  $\beta$  induces SR phenomenon in the dynamics of two competing populations<sup>14</sup>. Our hopping rate in the first SR is not affected by the "color" of the multiplicative noise. However this noise produces the coherent response of the ecosystem and therefore produces the shift of the SNR peak. A more detailed study on the effect of colored noise on two noise sources used in our model will be the subject of future investigation.

### III. CONCLUSIONS

We report a study on the role of the colored noise in the dynamics of two competing species. In our model we consider two Gaussian noise sources: a multiplicative colored noise and an additive white noise, which produces a

random interaction parameter between the species. The additive noise controls the switching between the coexistence and the exclusion dynamical regimes, the multiplicative noise is responsible for periodical oscillations of the two species densities, whose amplitude and coherence depend on the value of the correlation time  $\tau_c$ . When the interaction parameter is in SR regime a coherent time behavior of two species appears. This behavior is characterized by periodical oscillations and enhancement of the response of the system through the appearance of a stochastic resonance phenomenon in the dynamics of the two competing species. We then conclude that a stochastic resonance phenomenon (primary SR) for the interaction parameter  $\beta$  induces another effect of stochastic resonance (secondary SR) in the dynamics of the species in the presence of colored noise. We note that for  $\tau_c \rightarrow 0$  our results are consistent with that obtained for the case of white noise (see Fig. 7). Moreover the coherent time behavior of our ecosystem and the SR phenomenon are shifted towards higher noise intensities, in agreement with previous theoretical and experimental investigations<sup>6,9,10</sup>. The presence of a colored noise assures that the densities of the two species at the time  $t$  depend on the values of the multiplicative noise at the previous times. This represents a more realistic condition and it can be useful to explain the time evolution of ecological species, whose dynamics is strongly affected by the environmental noise<sup>3,5,8,15,16</sup>.

#### IV. ACKNOWLEDGMENTS

This work was supported by INTAS Grant 01-450, by INFN and MIUR.

- 
- <sup>1</sup> S. Ciuchi, F. de Pasquale and B. Spagnolo, Phys. Rev. E **53**, 706-716 (1996); J. M. G. Vilar and R. V. Solé, Phys. Rev. Lett. **80**, 4099-4102 (1998); R. Mankin, A. Ainsaar, A. Haljas and E. Reiter, Phys. Rev. E **65**, 051108 (2002).
- <sup>2</sup> H. S. Wio, S. Bouzat and B. von Haeften, Physica A **306**, 140-156 (2002), M. Kowalik, A. Lipowski and A. L. Ferreira, Phys. Rev. E **66**, 066107 (2002).
- <sup>3</sup> M. Scheffer *et al.*, Nature **413**, 591-596 (2001); C. Zimmer, Science **284**, 83-86 (1999), see also the special section on "Complex Systems", Science **284**, 79-107 (1999).
- <sup>4</sup> K. Staliunas, Int. J. of Bifurcation and Chaos, **11**, 2845-2852 (2001); A. F. Rozenfeld, E. Albano, Physica A **266**, 322-329 (1999); A. F. Rozenfeld *et al.*, Phys. Lett. A **280**, 45-52 (2001).
- <sup>5</sup> B. Spagnolo, M. Cirone, A. La Barbera and F. de Pasquale, Journal of Physics: Condensed Matter **14**, 2247-2255 (2002); A. La Barbera and B. Spagnolo, Physica A, **314/1-4**, 693-697 (2002); B. Spagnolo and A. La Barbera, Physica A, **315/1-4**, 201-211 (2002); M. A. Cirone, F. de Pasquale and B. Spagnolo, Fractals, **11**, 217-226 (2003).
- <sup>6</sup> L. Gammaitoni, P. Hänggi, P. Jung and F. Marchesoni, Rev. Mod. Phys. **70**, 223-287 (1998).
- <sup>7</sup> N. Agudov and B. Spagnolo, Phys. Rev. Rap. Comm. E**64**, 035102(R)1-4 (2001); R. N. Mantegna and B. Spagnolo, Phys. Rev. Lett. **76**, 563-566 (1996).
- <sup>8</sup> B. Spagnolo, A. Fiasconaro, D. Valenti, Fluc. Noise Lett., **3**, No. 2 (2003) in press.
- <sup>9</sup> R. N. Mantegna and B. Spagnolo, Nuovo Cimento D, **17**, 873 (1995).
- <sup>10</sup> P. Hänggi and P. Jung, Adv. Chem. Phys, **89**, 239-325 (1995).
- <sup>11</sup> A.J. Lotka, Proc. Nat. Acad. Sci. U.S. A. **6**, 410 (1920); V. Volterra, Mem. Accad. Nazionale Lincei Ser. 6 **2**, 31-113 (1926).
- <sup>12</sup> C. W. Gardiner, Handbook of Stochastic Methods for Physics, Chemistry and the Natural Sciences, 2<sup>nd</sup> edition, Springer-Verlag, Berlin (1985); W. Horsthemke, R. Lefever, Noise-Induced Transitions, Theory and Applications in Physics, Chemistry and Biology, Springer-Verlag, Berlin (1984).
- <sup>13</sup> Alexander D. Bazykin "Nonlinear Dynamics of Interacting Populations", World Sc. series on "Nonlinear Science", Series A vol.**11**, Singapore, 1998.
- <sup>14</sup> D. Valenti, A. Fiasconaro, B. Spagnolo, Physica A, submitted.
- <sup>15</sup> J. Garcia Lafuente, A. Garcia, S. Mazzola, L. Quintanilla, J. Delgado, A. Cuttitta, B. Patti, Fishery Oceanography **11/1**, 31 (2002).
- <sup>16</sup> A. Caruso, M. Sprovieri, A. Bonanno, R. Sprovieri, Riv. Ital. Paleont. e Strat. **108/2**, 297-306 (2002); R. Sprovieri, E. Di Stefano, A. Incarbona, M. E. Gargano, "A high-resolution record of the last deglaciation in the Sicily Channel based on foraminifera and calcareous nanofossil quantitative distribution", Palaeogeography, Palaeoclimatology, Palaeoecology, (2003), in press.