

Expansion of Bose-Einstein condensates in lower dimensions

A.M. Kamchatnov*

*Institute of Spectroscopy, Russian Academy of Sciences, Troitsk 142190, Moscow Region, Russia
and Instituto de Física Teórica, UNESP, Rua Pamplona 145, 01405-900 São Paulo, Brazil*

(Dated: November 1, 2018)

In the hydrodynamic approximation we obtain analytic solutions to the Gross-Pitaevskii equation with positive scattering length which describe expansions of the Bose-Einstein condensates in quasi-one and quasi-two dimensional geometries. The expansion laws are expressed in terms of the initial sizes of the condensate and the trap frequencies before release, that is in terms of experimentally measurable parameters only. Three-dimensional effects are estimated with the use of variational approach. The analytical formulae show good agreement with available experimental data.

PACS numbers: 03.75.Kk

I. INTRODUCTION

The properties of Bose-Einstein condensates (BECs) in lower-dimensional geometries, when the particles motion is tightly confined to zero point oscillations in one or two directions, have attracted much attention [1]-[14] because of specific coherence properties of degenerate Bose gases in lower dimensions and possible experimental realization of quantum gases beyond mean field approach. In order to realize a one-dimensional (1D) condensate, optical dipole traps have been used to achieve necessary asymmetry between the trapping frequencies (see, e.g. [1]). Two-dimensional (2D) condensates have been created in an array of pancake-shaped traps formed by the periodic potential of a 1D optical lattice [2]. For large lattice potential depths, the motion along the direction of the array is frozen and the condensate is effectively split up into several smaller independent condensates confined in the individual lattice wells.

Much experimental information on BECs in three-dimensional confining traps has been provided by imaging the density of the atomic cloud after switching off the trap potential. In the mean-field approximation, evolution of BECs in diluted gases is described by the time-dependent Gross-Pitaevskii (GP) equation [14]

$$i\hbar \frac{\partial \psi}{\partial t} = -\frac{\hbar^2}{2m} \Delta \psi + V_{ext}(\mathbf{r})\psi + g|\psi|^2\psi, \quad (1)$$

where

$$V_{ext}(\mathbf{r}) = \frac{1}{2}m(\omega_x^2 x^2 + \omega_y^2 y^2 + \omega_z^2 z^2) \quad (2)$$

is the external trap potential, $g = 4\pi\hbar^2 a_s/m$ is the nonlinear interaction constant a_s being the s -wave scattering length of the interacting atoms, and the condensate wave function ψ is normalized to the number of atoms

$$\int |\psi|^2 d\mathbf{r} = N. \quad (3)$$

If the number of atoms is large enough, the GP equation can be reduced to the hydrodynamic equations, which admit simple self-similar solutions describing as oscillations of BEC in the parabolic trap potential, so its free 3D expansion after switching off the trap potential [15]-[18]. This theory shows excellent agreement with the experiment.

In the recent experiments the free expansion of BEC has been investigated in 1D waveguides [1] and in the array of 2D pancake BECs [2], and this line of investigations looks very promising. In [19] expansion of BEC in a waveguide has been considered for quasi-1D case but without taking into account the quantum pressure in transverse direction. In [20] the effects of the quantum pressure have been calculated for stationary states with account of two transverse modes and expansion dynamic has been studied numerically. In [13] stationary states of BEC in cigar-shaped and pancake traps have been considered by means of proper variational approach without discussion of free expansion dynamics. The aim of this article is to give analytic treatment of the lower dimensional expansion of BEC. To this end, under conditions that 3D GP equation can be reduced to its lower dimensional counterparts, in Section II we

*Electronic address: kamch@isan.troitsk.ru

solve these reduced equations in their hydrodynamic approximations with initial conditions corresponding to the equilibrium states of a confined in the parabolic trap BEC with positive scattering length ($a_s > 0$). Free expansion of BEC takes place either in longitudinal direction of the 1D waveguide, or in transverse direction of the 2D pancake trap. If the conditions of lower dimensional reductions of GP equation are not fulfilled, then effects of 3D hydrodynamic flow can be estimated with the use of variational approach what is done in Section III. Section IV is devoted to comparison of the theory with experiment.

II. FREE 1D AND 2D EXPANSION OF BEC

The GP equations admits formulation in the form of the Hamilton least action principle with the action functional

$$S = \int L dt, \quad L = \int \mathcal{L} d\mathbf{r}, \quad (4)$$

where the Lagrangian density is given by

$$\mathcal{L} = \frac{i\hbar}{2}(\psi_t^* \psi - \psi_t \psi^*) + \frac{\hbar^2}{2m} |\nabla \psi|^2 + V_{ext} |\psi|^2 + \frac{1}{2} g |\psi|^4, \quad (5)$$

so that the corresponding Lagrange equation coincides with the GP equation (1). In cigar-shaped or pancake configurations it is not difficult to determine conditions when the tightly confined degrees of freedom become irrelevant (“frozen”) and the GP equation reduces to the effective 1D or 2D equation. This problem has been considered in many papers (see, e.g. [14], Chapter 17, and references therein) and we shall present here only the main points with the aim to define the relevant parameters and to formulate the applicability conditions.

A. One-dimensional expansion

If the axial frequency ω_z of the axially symmetric trap is much less than its transverse frequency ω_\perp ,

$$\lambda = \frac{\omega_z}{\omega_\perp} \ll 1, \quad (6)$$

and characteristic energy of zero-point transverse motion is much greater than the nonlinear energy, then the transverse motion reduces to the ground state of quantum oscillations in the radial trap potential. Characteristic radius of this motion is equal to $a_\perp = (\hbar/m\omega_\perp)^{1/2}$, and if we denote by Z_0 the characteristic axial size of the BEC, then with account of the estimate $N \sim |\psi|^2 a_\perp^2 Z_0$ (see Eq. (3)) the corresponding condition can be written in the form (see, e.g. [11])

$$\frac{N a_s}{Z_0} \ll 1. \quad (7)$$

If this condition is fulfilled, then we can factorize the condensate wave function

$$\psi(\mathbf{r}, t) = \phi(x, y) \Psi(z, t), \quad (8)$$

where

$$\phi(x, y) = \frac{1}{\sqrt{\pi} a_\perp} \exp\left(-\frac{x^2 + y^2}{2a_\perp^2}\right), \quad (9)$$

is the ground state wave function of the transverse motion. Substitution of (8),(9) into (4),(5) and subsequent integration over transverse cross section lead to the expression for the action in terms of effective 1D Lagrangian density

$$\mathcal{L}_{1D} = \frac{i\hbar}{2}(\Psi_t^* \Psi - \Psi_t \Psi^*) + \frac{\hbar^2}{2m} |\Psi_z|^2 + \frac{1}{2} m \omega_z^2 z^2 |\Psi|^2 + \frac{g}{4\pi a_\perp^2} |\Psi|^4 \quad (10)$$

(irrelevant constant term has been omitted). Now the evolution of $\Psi(z, t)$ is governed by Lagrange equation which yields the 1D GP equation

$$i\hbar \Psi_t = -\frac{\hbar^2}{2m} \Psi_{zz} + \frac{1}{2} m \omega_z^2 z^2 \Psi + g_{1D} |\Psi|^2 \Psi, \quad (11)$$

where

$$g_{1D} = \frac{g}{2\pi a_{\perp}^2} = \frac{2\hbar^2 a_s}{ma_{\perp}^2} \quad (12)$$

is effective 1D nonlinear coupling constant and Ψ is normalized according to

$$\int |\Psi|^2 dz = N. \quad (13)$$

Equation (11) governs 1D longitudinal dynamics of the BEC in cigar-shaped trap.

By means of well-known substitution

$$\Psi(z, t) = \sqrt{\rho(z, t)} \exp\left(\frac{im}{\hbar} \int^z v(z', t) dz'\right) \quad (14)$$

equation (11) transforms to the system

$$\rho_t + (\rho v)_z = 0, \quad (15)$$

$$v_t + vv_z + \frac{g_{1D}}{m} \rho_z + \omega_z^2 z + \frac{\hbar^2}{2m^2} \left(\frac{\rho_z^2}{4\rho^2} - \frac{\rho_{zz}}{2\rho} \right)_z = 0. \quad (16)$$

The last term in Eq. (16) called “quantum pressure” can be neglected, if it is much less than the nonlinear one proportional to g_{1D} , that is the condition

$$\frac{a_{\perp}}{Z_0} \ll \frac{Na_s}{a_{\perp}} \quad (17)$$

is fulfilled. Then Eq. (16) reduces to

$$v_t + vv_z + \frac{g_{1D}}{m} \rho_z + \omega_z^2 z = 0 \quad (18)$$

which together with Eq. (15) provides the hydrodynamic approximation to description of BEC dynamics in parabolic trap potential.

The stationary solution of the hydrodynamic equations gives the well-known Thomas-Fermi (TF) distribution of density for 1D BEC:

$$\rho(z) = \frac{3N}{4Z_0} \left(1 - \frac{z^2}{Z_0^2} \right), \quad v = 0, \quad (19)$$

where the integration constant Z_0 has a meaning of the axial half-length of the condensate and can be expressed in terms of the number of atoms N ,

$$Z_0 = (3Na_s a_{\perp}^2 \lambda^{-2})^{1/3}. \quad (20)$$

Conditions (7) and (17) of applicability of 1D hydrodynamic approximation can be written upon substitution of (20) as (see [11])

$$\sqrt{\lambda} \ll \frac{Na_s}{a_{\perp}} \ll \frac{1}{\lambda}. \quad (21)$$

Now we suppose that the axial trap is turned off, so that BEC expands freely in the axial direction. At the same time it remains being confined in the transverse direction, that is the radial motion is still “frozen” to the quantum ground state (9). Hence, this expansion is governed by the hydrodynamic equations (15) and (18) with the initial conditions (19). Similar problems were studied in nonlinear optics [22] for the opposite sign of the pressure term ρ_z in (18) and for description of free 3D expansion of BEC [15, 16, 17, 18]. Here we use the same approach to the 1D expansion of BEC in a “waveguide”. We look for the solution of Eqs. (15),(18) in the form

$$\rho(z, t) = \frac{3N}{4Z_0} \frac{1}{b_z(t)} \left(1 - \frac{z^2}{Z_0^2 b_z^2(t)} \right), \quad v(z, t) = z\alpha_z(t), \quad (22)$$

where $b_z(t)$ and $\alpha_z(t)$ must satisfy the initial conditions

$$b_z(0) = 1, \quad \alpha_z(0) = 0. \quad (23)$$

Substitution of (22) into (15),(18) yields the relation

$$\alpha_z(t) = \dot{b}_z(t)/b_z(t) \quad (24)$$

and the equation for $b_z(t)$

$$\ddot{b}_z = \omega_z^2/b_z^2 \quad (25)$$

which can be integrated at once to give (see [23], where this solution was applied to the description of the initial quasi-1D stage of expansion of pancake BEC in axial direction)

$$\sqrt{2}\omega_z t = \sqrt{b_z(b_z - 1)} + \frac{1}{2} \ln \left[2b_z - 1 + 2\sqrt{b_z(b_z - 1)} \right]. \quad (26)$$

This formula determines implicitly b_z as a function of time t . The function $\alpha(t)$ can be easily expressed in terms of $b_z(t)$, so that velocity field is given by

$$v(z, t) = \frac{\sqrt{2}\omega_z z}{b_z(t)} \sqrt{1 - \frac{1}{b_z(t)}}. \quad (27)$$

The edge point of the density distribution moves according to the law

$$z_{max}(t) = Z_0 b_z(t) \quad (28)$$

with the maximal velocity

$$v_{max}(t) = \frac{dz_{max}}{dt} = \sqrt{2}Z_0\omega_z \sqrt{1 - \frac{1}{b_z(t)}}. \quad (29)$$

In the limit of large $t \gg \omega_z^{-1}$ we find

$$b_z(t) \simeq \sqrt{2}\omega_z t, \quad t \gg \omega_z^{-1}, \quad (30)$$

so that distributions of density and velocity fields get simple form

$$\rho(z, t) \simeq \frac{3N}{4v_{max}} \frac{1}{t} \left(1 - \frac{z^2}{v_{max}^2 t^2} \right), \quad v(z, t) \simeq \frac{z}{t}, \quad t \gg \omega_z^{-1}, \quad (31)$$

and maximal velocity becomes constant

$$v_{max} \simeq \sqrt{2}Z_0\omega_z, \quad t \gg \omega_z^{-1}. \quad (32)$$

These formulae describe a hydrodynamic flow “by inertia” when the density becomes so small that the nonlinear pressure does not accelerate the gas anymore. The formula (32) is convenient for comparison with experiment since the asymptotic value of the maximal velocity is expressed in terms of two experimentally measurable parameters—the axial frequency ω_z of the trap initially confining the BEC and the initial half-width Z_0 of the axial TF distribution.

From (31) we find the asymptotic distribution function of velocities

$$\rho(v)dv = \frac{3N}{4v_{max}} \left(1 - \frac{v^2}{v_{max}^2} \right) dv, \quad |v| \leq v_{max}. \quad (33)$$

The mean kinetic energy (“release” energy) is given by

$$\overline{E} = \frac{m}{2N} \int v^2 \rho(v) dv = \frac{1}{5} E_{max}, \quad E_{max} = \frac{1}{2} m v_{max}^2. \quad (34)$$

B. Two-dimensional expansion

We can achieve 2D dynamics of BEC, if the axial frequency ω_z of the trap is much greater than its radial frequency ω_\perp , that is the inequality (6) is replaced by the inverse one,

$$\lambda = \frac{\omega_z}{\omega_\perp} \gg 1. \quad (35)$$

In this case we assume that the axial motion along the z axis is “frozen”, that is the energy of its zero point oscillatory motion with the quantum amplitude $a_z = (\hbar/m\omega_z)^{1/2}$ is much greater than the nonlinear energy. This condition with the use of an estimate $N \sim |\psi|^2 R_0^2 a_z$, where R_0 denotes a characteristic radius of the density distribution in the pancake (x, y) plane, leads to the inequality

$$\frac{Na_s}{a_z} \ll \left(\frac{R_0}{a_z}\right)^2. \quad (36)$$

If this condition is fulfilled, then we can again factorize the condensate wave function:

$$\psi(\mathbf{r}, t) = \phi(z)\Psi(x, y, t), \quad (37)$$

where

$$\phi(z) = \frac{1}{\pi^{1/4} a_z^{1/2}} \exp\left(-\frac{z^2}{2a_z^2}\right) \quad (38)$$

is the ground state wave function of the axial motion. Substitution of (37),(38) into (4), (5) and integration over longitudinal coordinate lead to the expression for the action in terms of the effective 2D Lagrangian density

$$\mathcal{L}_{2D} = \frac{i\hbar}{2}(\Psi_t^* \Psi - \Psi_t \Psi^*) + \frac{\hbar^2}{2m}(|\Psi_x|^2 + |\Psi_y|^2) + \frac{1}{2}m\omega_\perp^2(x^2 + y^2)|\Psi|^2 + \frac{g}{2\sqrt{2\pi}a_z}|\Psi|^4. \quad (39)$$

The corresponding Lagrange equation yields the 2D GP equation

$$i\hbar\Psi_t = -\frac{\hbar^2}{2m}\Delta_\perp\Psi + \frac{1}{2}m\omega_\perp^2(x^2 + y^2)\Psi + g_{2D}|\Psi|^2\Psi, \quad (40)$$

where $\Delta_\perp = \partial_x^2 + \partial_y^2$ is the transverse Laplace operator, g_{2D} is the effective nonlinear interaction constant,

$$g_{2D} = \frac{g}{\sqrt{2\pi}a_z} = \frac{2\sqrt{2\pi}\hbar^2 a_s}{ma_z}, \quad (41)$$

and Ψ is normalized according to

$$\int |\Psi|^2 dx dy = N. \quad (42)$$

The NLS equation (40) governs 2D transverse dynamics of the BEC in a pancake trap.

By means of a substitution

$$\Psi(\mathbf{r}_\perp, t) = \sqrt{\rho(\mathbf{r}_\perp, t)} \exp\left(\frac{im}{\hbar} \int^{\mathbf{r}_\perp} \mathbf{v}(\mathbf{r}'_\perp, t) \cdot d\mathbf{r}'\right), \quad (43)$$

where $\mathbf{r}_\perp = (x, y)$ and velocity $\mathbf{v} = (v_x, v_y)$ has components only in the transverse plane, the equation (40) transforms to the system

$$\rho_t + \nabla_\perp(\rho\mathbf{v}) = 0, \quad (44)$$

$$\mathbf{v}_t + (\mathbf{v}\nabla_\perp)\mathbf{v} + \frac{g_{2D}}{m}\nabla_\perp\rho + \omega_\perp^2\mathbf{r} + \frac{\hbar^2}{2m^2}\nabla_\perp\left[\frac{(\nabla_\perp\rho)^2}{4\rho^2} - \frac{\Delta_\perp\rho}{2\rho}\right] = 0, \quad (45)$$

where $\nabla_{\perp} = (\partial_x, \partial_y)$ is the transverse gradient operator.

The quantum pressure term can be neglected if it is much less than the nonlinear term what leads to the condition

$$1 \ll \frac{Na_s}{a_z}. \quad (46)$$

Then Eq. (45) takes the form of the hydrodynamic equation

$$\mathbf{v}_t + (\mathbf{v} \nabla_{\perp}) \mathbf{v} + \frac{g_{2D}}{m} \nabla_{\perp} \rho + \omega_{\perp}^2 \mathbf{r} = 0. \quad (47)$$

The stationary solution of hydrodynamic equations corresponds to 2D TF approximation

$$\rho(r) = \frac{2N}{\pi R_0^2} \left(1 - \frac{r^2}{R_0^2} \right), \quad \mathbf{v} = 0, \quad (48)$$

where $r^2 = x^2 + y^2$ and the radius R_0 of the density distribution is determined by the number of atoms N :

$$R_0 = \left(\frac{16}{\sqrt{2}\pi} Na_s a_z^3 \lambda^2 \right)^{1/4}. \quad (49)$$

It permits one to transform the inequality (36) to more convenient form, so that the applicability conditions of 2D approximation in the TF limit become

$$1 \ll \frac{Na_s}{a_z} \ll \lambda^2. \quad (50)$$

When the radial trap is turned off, the BEC expands in the radial direction, but remains confined in the axial one. This radial expansion is described by the hydrodynamic equations (44) and (47) with the initial condition (48). Now we look for the solution in the form

$$\rho(r, t) = \frac{2N}{\pi R_0^2} \frac{1}{b_{\perp}^2(t)} \left(1 - \frac{r^2}{R_0^2 b_{\perp}^2(t)} \right), \quad v(r, t) = r \alpha_{\perp}(t), \quad (51)$$

where v is the radial component of velocity, and $b_{\perp}(t)$ and $\alpha_{\perp}(t)$ must satisfy the initial conditions

$$b_{\perp}(0) = 1, \quad \alpha_{\perp}(0) = 0. \quad (52)$$

Substitution of (51) into (44),(47) leads to the relation $\alpha_{\perp} = \dot{b}_{\perp}/b_{\perp}$ between $b_{\perp}(t)$ and $\alpha_{\perp}(t)$ and to the differential equation for $b_{\perp}(t)$:

$$\ddot{b}_{\perp} = \omega_{\perp}^2 / b_{\perp}^3. \quad (53)$$

Its integration with the initial conditions $b_{\perp}(0) = 1$, $\dot{b}_{\perp}(0) = b_{\perp}(0) \alpha_{\perp}(0) = 0$ gives

$$b_{\perp}(t) = \sqrt{1 + \omega_{\perp}^2 t^2}, \quad (54)$$

and hence $\alpha_{\perp}(t) = \dot{b}_{\perp}/b_{\perp} = \omega_{\perp}^2 t / (1 + \omega_{\perp}^2 t^2)$. Thus we obtain simple formulae for radial distributions of density and velocity fields:

$$\rho(r, t) = \frac{2N}{\pi R_0^2} \frac{1}{1 + \omega_{\perp}^2 t^2} \left(1 - \frac{r^2}{R_0^2 (1 + \omega_{\perp}^2 t^2)} \right), \quad v(r, t) = \frac{\omega_{\perp}^2 r t}{1 + \omega_{\perp}^2 t^2}. \quad (55)$$

The edge point of the radial density distribution moves according to the law

$$r_{max}(t) = R_0 \sqrt{1 + \omega_{\perp}^2 t^2} \quad (56)$$

with maximal velocity

$$v_{max}(t) = \frac{dr_{max}}{dt} = \frac{R_0 \omega_{\perp}^2 t}{\sqrt{1 + \omega_{\perp}^2 t^2}}. \quad (57)$$

In the limit of asymptotically large time $t \gg \omega_{\perp}^{-1}$ we find

$$\rho(r, t) \simeq \frac{2N}{\pi v_{max}} \frac{1}{t^2} \left(1 - \frac{r^2}{v_{max}^2 t^2} \right), \quad v(r, t) \simeq \frac{r}{t}, \quad (58)$$

where

$$v_{max} \simeq R_0 \omega_{\perp}, \quad t \gg \omega_{\perp}^{-1}. \quad (59)$$

As analogous formulae in 1D case, these formulae describe a flow “by inertia”. Again the maximal velocity is expressed in terms of two experimentally measurable parameters—the initial radial frequency ω_{\perp} of the trap before its switching off and the initial radius R_0 of the TF distribution.

The asymptotic distribution of velocities is given by

$$\rho(v)dv = \frac{4N}{v_{max}^2} \left(1 - \frac{v^2}{v_{max}^2} \right) v dv, \quad (60)$$

and the release energy is equal to

$$\overline{E} = \frac{1}{3} E_{max}, \quad E_{max} = \frac{1}{2} m v_{max}^2. \quad (61)$$

III. EFFECTS OF 3D FLOW: VARIATIONAL APPROACH

When conditions (7) or (36) are not fulfilled, the motion along the shortest size of the condensate cannot be considered as frozen one and we have to include into consideration the radial (for cigar-shaped trap) or axial (for pancake trap) flow. As was shown in [24], it can be done by means of simple variational approach. However, in our case of strongly asymmetrical traps it is more natural for large enough number of atoms to assume the TF rather than Gaussian distribution along longer direction of the condensate, as it was done for static equilibrium case in [13]. Here we apply similar approach to dynamics of BEC.

A. Cigar-shaped trap

For cigar-shaped trap with TF distribution of density along the axial z direction we take the variational trial function in the form

$$\psi = A \exp \left(-\frac{r^2}{2w_{\perp}^2} \right) \sqrt{1 - \frac{z^2}{w_z^2}} \exp \left[\frac{i}{2} (\alpha_{\perp}^2 r^2 + \alpha_z^2 z^2) \right], \quad (62)$$

where A , w_{\perp} , w_z , α_{\perp} , α_z are assumed to be functions of time. It is supposed that $Na_s/Z_0 \sim 1$, that is in the radial direction the TF distribution is not achieved yet and therefore the radial wavefunction can be approximated well enough by the Gaussian function. The variable A is connected with widths w_{\perp} , w_z by the normalization condition (3) which yields

$$A = \left(\frac{3N}{4\pi w_{\perp}^2 w_z} \right)^{1/2}. \quad (63)$$

Substitution of (62) into (4),(5) yields after integration the averaged Lagrangian

$$\begin{aligned} \frac{L}{N} = & \left[\frac{\hbar^2}{2} \frac{d\alpha_{\perp}}{dt} + \frac{\hbar^2}{2m} \left(\frac{1}{w_{\perp}^4} + \alpha_{\perp}^2 \right) + \frac{1}{2} m \omega_{\perp}^2 \right] w_{\perp}^2 \\ & + \left(\frac{\hbar^2}{2} \frac{d\alpha_z}{dt} + \frac{\hbar^2}{2m} \alpha_z^2 + \frac{1}{2} m \omega_{\perp}^2 \lambda^2 \right) \frac{w_z^2}{5} + \frac{3Na_s \hbar^2}{5m} \frac{1}{w_{\perp}^2 w_z}, \end{aligned} \quad (64)$$

where we have neglected the term $1/w_z^4$ compared with α_z^2 since according to the estimates $w_z \sim Z_0$, $\alpha_z \sim (m/\hbar)\dot{w}_z/w_z \sim m\omega_z/\hbar \sim \lambda/a_{\perp}^2$ the condition $1/w_z^2 \ll \alpha_z$ coincides exactly with the condition $\lambda^{1/2} \ll Na_s/a_{\perp}$ of applicability of the TF approximation in the axial direction (see (21)).

The Lagrangian (64) leads to well-known formulas

$$\alpha_{\perp} = \frac{m}{\hbar} \frac{1}{w_{\perp}} \frac{dw_{\perp}}{dt}, \quad \alpha_z = \frac{m}{\hbar} \frac{1}{w_z} \frac{dw_z}{dt}, \quad (65)$$

and to equations of motion for widths:

$$\ddot{w}_{\perp} + \omega_{\perp}^2 w_{\perp} = \frac{\hbar^2}{m^2 w_{\perp}^3} + \frac{6Na_s \hbar^2}{5m^2} \frac{1}{w_{\perp}^3 w_z} \quad (66)$$

$$\ddot{w}_z + \lambda^2 \omega_{\perp}^2 w_z = \frac{3Na_s \hbar^2}{m^2} \frac{1}{w_{\perp}^2 w_z^2}. \quad (67)$$

These equations differ from those in [24] by numerical factors due to use of the TF distribution in the axial direction and by absence of the “quantum pressure” term in Eq. (67) which inclusion would be illegal in our approximation. In dimensionless variables

$$b_{\perp} = \frac{w_{\perp}}{a_{\perp}}, \quad b_z = \frac{w_z}{Z_0}, \quad \tau = \omega_{\perp} t \quad (68)$$

Eqs. (66),(67) take the form

$$\frac{d^2 b_{\perp}}{d\tau^2} + b_{\perp} = \frac{1}{b_{\perp}^3} + \frac{2q}{5} \frac{1}{b_{\perp}^3 b_z}, \quad (69)$$

$$\frac{d^2 b_z}{d\tau^2} + \lambda^2 b_z = \frac{\lambda^2}{b_{\perp}^2 b_z^2}, \quad (70)$$

where the parameter

$$q = \left(\frac{\lambda Z_0}{a_{\perp}} \right)^2 \quad (71)$$

measures the strength of the nonlinear pressure in the radial direction. If $q \ll 1$, then we can neglect the second term in the right-hand side of (69) and obtain the stationary solution $b_{\perp 0} = b_{z0} = 1$ which corresponds to 1D approximation of Section II. It is easy to see that in this case Eq. (70) reduces, for the case of free axial expansion, to (25).

The equilibrium values of b_{\perp} and b_z are determined by the equations

$$b_{\perp 0} = b_{z0}^{-3/2}, \quad \frac{1}{b_{z0}^6} = 1 + \frac{2q}{5} \frac{1}{b_{z0}}, \quad (72)$$

which differ from similar equations of [21] only through the notation. They determine the state of BEC before expansion.

Expansion of BEC after switching off the axial trap is described by the equations

$$\frac{d^2 b_{\perp}}{d\tau^2} + b_{\perp} = \frac{1}{b_{\perp}^3} + \frac{2q}{5} \frac{1}{b_{\perp}^3 b_z}, \quad \frac{d^2 b_z}{d\tau^2} = \frac{\lambda^2}{b_{\perp}^2 b_z^2}, \quad (73)$$

which can be easily solved numerically with the initial conditions

$$b_{\perp}(0) = b_{\perp 0}, \quad \dot{b}_{\perp}(0) = 0, \quad b_z(0) = b_{z0}, \quad \dot{b}_z(0) = 0, \quad (74)$$

where $b_{\perp 0}$ and b_{z0} are determined by Eqs. (72). Dependence of $b_{\perp} = w_{\perp}/a_{\perp}$ and $z_{max} = Z_0 b_z(t) = Z b_z(t)/b_{z0}$, where $Z = Z_0 b_{z0}$ is the initial half-length of the condensate, is shown in Fig. 1 for different values of the number of atoms N . For $\sqrt{\lambda} a_{\perp}/a_s \ll N \ll a_{\perp}/(\lambda a_s)$ we return to the analytical solution of Section 2. For $N > a_{\perp}/(\lambda a_s)$ evolution starts from radial width greater than the quantum oscillator length a_{\perp} and $b_{\perp} \rightarrow 1$ for $\tau \rightarrow \infty$. The axial expansion for $\tau \gg 1$ tends to the motion by inertia with constant velocities of atoms. It is easy to find the value of maximal velocity with the use of conservation law of Eqs. (73):

$$\frac{1}{2} \left(\frac{db_z}{d\tau} \right)^2 + \frac{5\lambda^2}{2q} \left[\left(\frac{db_{\perp}}{d\tau} \right)^2 + b_{\perp}^2 + \frac{1}{b_{\perp}^2} \right] + \frac{\lambda^2}{b_{\perp}^2 b_z} = \text{const.} \quad (75)$$

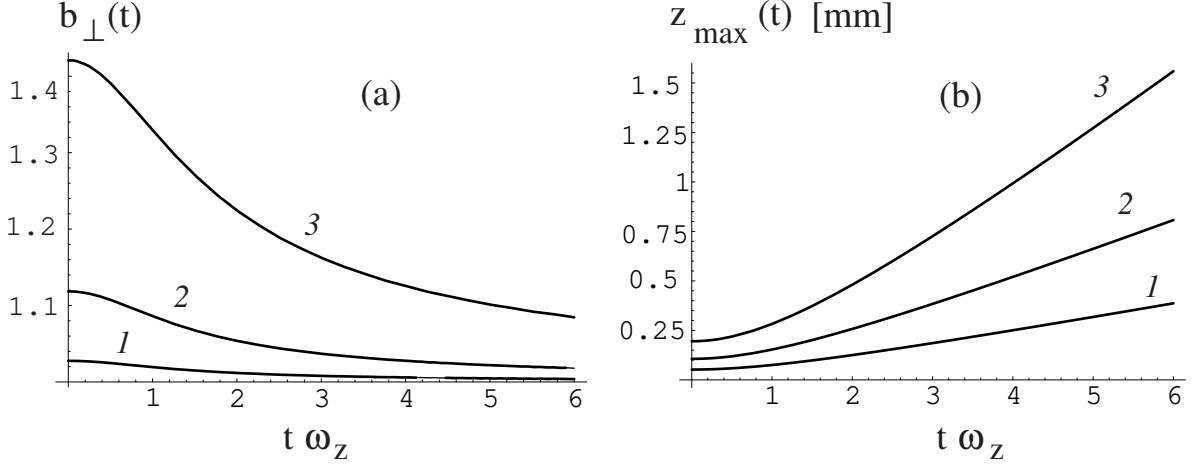


FIG. 1: Dependence of the dimensionless radial size $b_{\perp} = w_{\perp}/a_{\perp}$ of the condensate (a) and its axial size z_{max} (b) on dimensionless time variable $\tau = t\omega_z$ during 1D expansion in a cigar-shaped trap with the following values of the parameters: $a_{\perp} = 5 \mu\text{m}$, $a_s = 5 \text{ nm}$, $\lambda = 0.05$. The curves correspond to the numbers of atoms $N = 10^3$ (1), 10^4 (2), 10^5 (3).

For $\tau = 0$ we have the initial values (74) and for $\tau \rightarrow \infty$ we have $db_z/d\tau \rightarrow \dot{b}_{z,max}$, $b_{\perp} \rightarrow 1$, $b_z \rightarrow \infty$, hence

$$\dot{b}_{z,max} = \lambda \sqrt{\frac{2}{b_{\perp 0}^2 b_{z0}} + \frac{5}{q} \left(b_{\perp 0} - \frac{1}{b_{\perp 0}} \right)^2}. \quad (76)$$

Then with the help of Eqs. (72) we find

$$v_{max} = \left. \frac{dz_{max}}{dt} \right|_{t \rightarrow \infty} = \frac{2Z\omega_z b_{\perp 0}}{\sqrt{1 + b_{\perp 0}^2}}. \quad (77)$$

For $q \ll 1$, when $b_{\perp 0} = 1$, $Z = Z_0$, we return to the 1D formula (32), and for $q \gg 1$, when $b_{\perp 0} \gg 1$, we obtain $v_{max} \simeq 2\omega_z Z$. Thus, with increase of the number of atoms not only longitudinal size Z increases, but also the coefficient of proportionality between v_{max} and $\omega_z R$ increases from $\sqrt{2}$ to 2.

Asymptotic distribution of velocities as well as the expression for the release energy hold their form (33),(34), where v_{max} is given by (77). Dependence of the release energy on the number of atoms N is shown in Fig. 2.

B. Pancake trap

For pancake trap with TF distribution of density in the transverse direction, we take the variational trial function in the form

$$\psi = A \sqrt{1 - \frac{r^2}{w_{\perp}^2}} \exp\left(-\frac{z^2}{2w_z^2}\right) \exp\left[\frac{i}{2}(\alpha_{\perp}^2 r^2 + \alpha_z^2 z^2)\right], \quad (78)$$

where the time-dependent parameters A , w_{\perp} , w_z , α_{\perp} , α_z are connected due to the normalization condition (3) by the relation

$$A = \left(\frac{2N}{\pi^{3/2}} \frac{1}{w_{\perp}^2 w_z} \right)^{1/2}. \quad (79)$$

Substitution of (78) into (4),(5) yields after integration the averaged Lagrangian

$$\begin{aligned} \frac{L}{N} = & \left(\frac{\hbar^2}{2} \frac{d\alpha_{\perp}}{dt} + \frac{\hbar^2}{2m} \alpha_{\perp}^2 + \frac{1}{2} m \omega_{\perp}^2 \right) \frac{w_{\perp}^2}{3} \\ & + \left[\frac{\hbar^2}{2} \frac{d\alpha_z}{dt} + \frac{\hbar^2}{2m} \left(\frac{1}{w_z^4} + \alpha_z^2 \right) + \frac{1}{2} m \omega_z^2 \lambda^2 \right] \frac{w_z^2}{2} + \frac{8}{3\sqrt{2\pi}} \frac{N a_s \hbar^2}{m} \frac{1}{w_{\perp}^2 w_z}, \end{aligned} \quad (80)$$

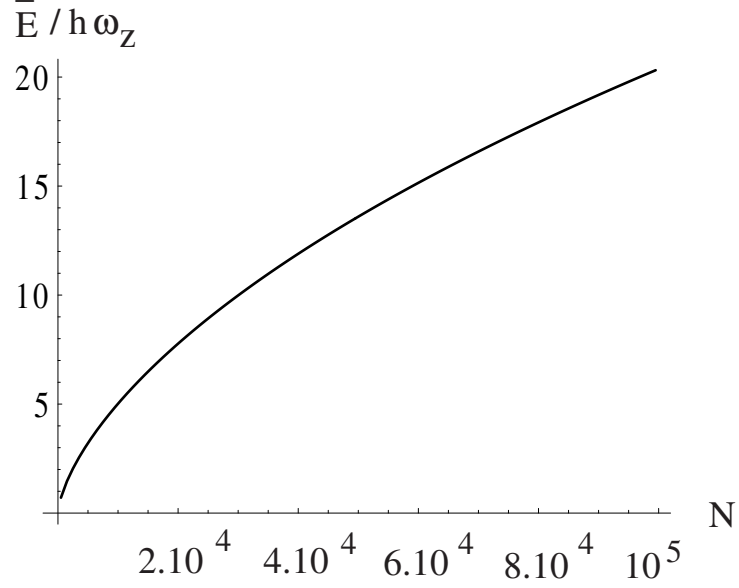


FIG. 2: The release energy in 1D expansion of the condensate in a cigar-shaped trap as a function of the number of atoms N . The energy is measured in units of the axial trap oscillator quantum $\hbar\omega_z$.

where we have neglected the term $1/w_\perp^4$ which is much less than α_\perp^2 due to the condition $Na_s/a_z \gg 1$ of applicability of the TF approximation in the radial direction.

The Lagrangian (80) leads to the relations (65) and to equations of motion for widths:

$$\ddot{w}_\perp + \omega_\perp^2 w_\perp = \frac{16}{\sqrt{2\pi}} \frac{Na_s \hbar^2}{m^2} \frac{1}{w_\perp^3 w_z}, \quad (81)$$

$$\ddot{w}_z + \lambda^2 \omega_\perp^2 w_z = \frac{\hbar^2}{m^2 w_z^3} + \frac{16}{\sqrt{2\pi}} \frac{Na_s \hbar^2}{m^2} \frac{1}{w_\perp^2 w_z^2}, \quad (82)$$

which in dimensionless variables

$$b_\perp = \frac{w_\perp}{R_0}, \quad b_z = \frac{w_z}{a_z}, \quad \tau = \omega_\perp t, \quad (83)$$

where $a_z = a_\perp/\sqrt{\lambda}$, take the form

$$\frac{d^2 b_\perp}{d\tau^2} + b_\perp = \frac{1}{b_\perp^3 b_z}, \quad (84)$$

$$\frac{d^2 b_z}{d\tau^2} + \lambda^2 b_z = \frac{\lambda^2}{b_z^3} + \frac{\lambda^2 q}{3} \frac{1}{b_\perp^2 b_z^2}. \quad (85)$$

The parameter

$$q = \left(\frac{R_0}{\lambda a_z} \right)^2 \quad (86)$$

measures the strength of the nonlinear pressure in the axial direction. If $q \ll 1$, then we can neglect the second term in the right-hand side of (85) and obtain the stationary solution $b_\perp = b_z = 1$ which corresponds to 2D approximation of Section II. It is easy to see that in this case Eq. (84) reduces for the case of free axial expansion to (53).

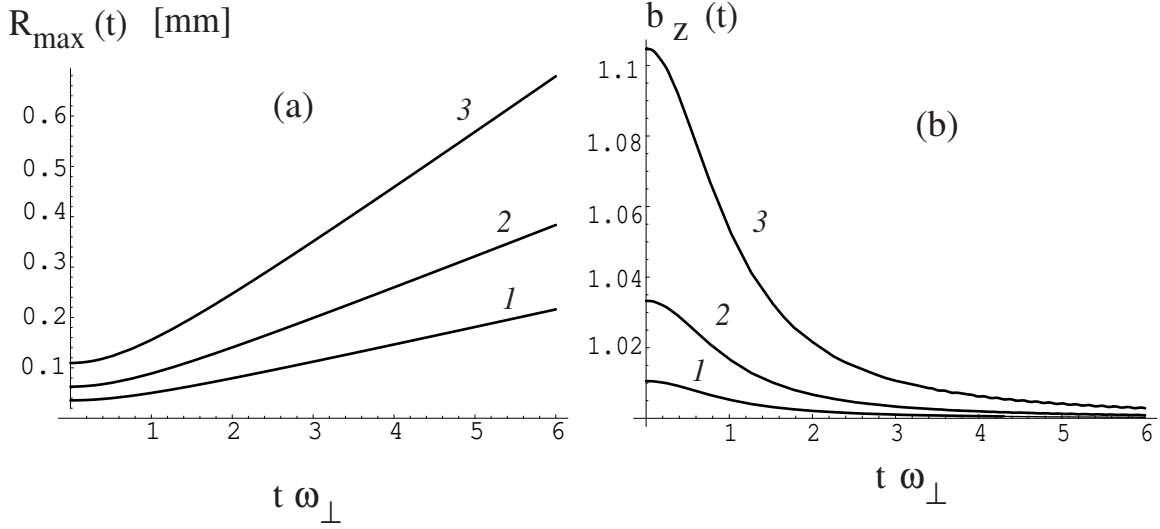


FIG. 3: Dependence of the radial size R_{max} of the condensate (a) and its dimensionless axial size $b_z = w_z/a_z$ (b) on dimensionless time variable $\tau = t\omega_{\perp}$ during 2D expansion in a pancake trap with the following values of the parameters: $a_z = 5 \mu\text{m}$, $a_s = 5 \text{ nm}$, $\lambda = 20$. The curves correspond to the numbers of atoms $N = 10^3$ (1), 10^4 (2), 10^5 (3).

The equilibrium values of b_{\perp} and b_z are determined by the equations

$$b_{z0} = b_{\perp0}^{-4}, \quad \frac{1}{b_{\perp0}^{16}} = 1 + \frac{q}{3} \frac{1}{b_{\perp0}^6}, \quad (87)$$

which again coincide with equations of [21] up to the notation. They determine the state of BEC before expansion. Expansion of BEC after switching off the radial trap is described by the equations

$$\frac{d^2 b_{\perp}}{d\tau^2} = \frac{1}{b_{\perp}^3 b_z}, \quad \frac{d^2 b_z}{d\tau^2} + \lambda^2 b_z = \frac{\lambda^2}{b_z^3} + \frac{\lambda^2 q}{3} \frac{1}{b_{\perp}^2 b_z^2}, \quad (88)$$

which can be solved numerically with the initial conditions (74), where $b_{\perp0}$ and b_{z0} are determined by eqs. (87). The dependence of $R_{max} = R b_{\perp}(t)/b_{\perp0}$ and $b_z = w_z/a_z$, where $R = R_0 b_{\perp0}$ is the initial radius of the condensate, is shown in Fig. 3 for different values of the number of atoms N . For $a_z/a_s \ll N \ll a_z \lambda^2/a_s$ we return to the analytical solution of Section 2. For $N > a_z \lambda^2/a_s$ the evolution starts from axial width w_{z0} greater than the quantum oscillator length a_z (i.e. $b_{z0} > 1$) and $b_z \rightarrow 1$ for $\tau \rightarrow \infty$. The radial expansion for $\tau \gg 1$ tends to the motion by inertia with constant velocities of atoms. The maximal radial velocity can be found with the use of conservation law of Eqs. (88),

$$\left(\frac{db_{\perp}}{d\tau} \right)^2 + \frac{3}{\lambda^2 q} \left[\frac{1}{2} \left(\frac{db_z}{d\tau} \right)^2 + \frac{\lambda^2}{2} \left(b_z^2 + \frac{1}{b_z^2} \right) \right] + \frac{1}{b_{\perp}^2 b_z} = \text{const.} \quad (89)$$

which yields

$$\dot{b}_{\perp, \max} = \sqrt{\frac{1}{b_{\perp0}^2 b_{z0}} + \frac{3}{2q} \left(b_{z0} - \frac{1}{b_{z0}} \right)^2}. \quad (90)$$

Then for maximal velocity we obtain

$$v_{\max} = \left. \frac{dR_{\max}}{dt} \right|_{t \rightarrow \infty} = \omega_{\perp} R \sqrt{\frac{1 + 3b_{z0}^2}{2(1 + b_{z0}^2)}}. \quad (91)$$

For $q \ll 1$, when $b_{z0} = 1$, $R = R_0$, we return to the 2D formula (59), and for $q \gg 1$, when $b_{z0} \gg 1$, we obtain $v_{\max} \simeq \sqrt{3/2} \omega_{\perp} R$. Asymptotic distribution of velocities as well as the expression for the release energy hold their form (60), (61), where v_{\max} is given by (91). Dependence of the release energy on the number of atoms N is shown in Fig. 4.

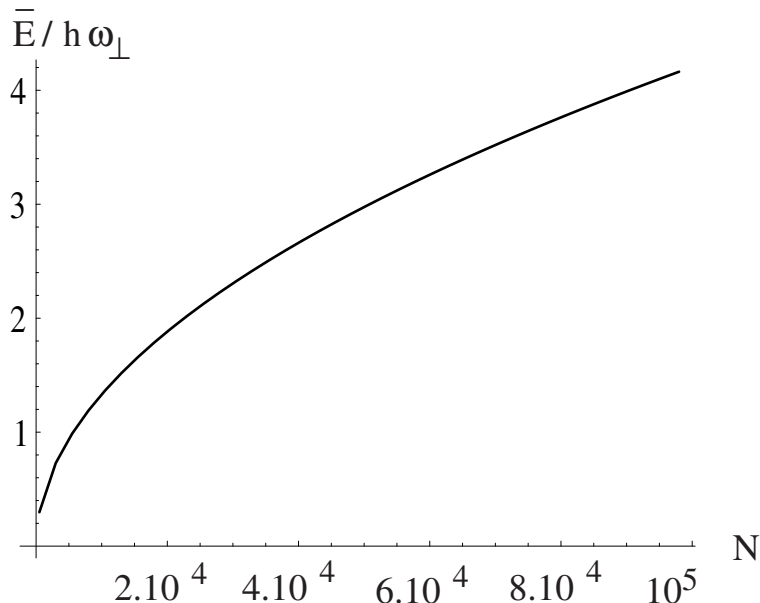


FIG. 4: The release energy in 2D expansion of the condensate in a pancake trap as a function of the number of atoms N . The energy is measured in units of the radial trap oscillator quantum $\hbar\omega_{\perp}$.

IV. DISCUSSION

Here we compare the theory with available experimental data.

Expansion of the condensate in quasi-1D waveguide was studied experimentally in [1]. In this experiment, the half-length of the condensate axial size was $Z \simeq 100 \mu\text{m}$, and the time of transition to expansion by inertia was about 20 ms which gives $\omega_z \simeq 50 \text{ s}^{-1}$. Then formula (32) gives the value of the maximal velocity

$$v_{max} \simeq \sqrt{2}Z\omega_z \simeq 7 \text{ mm/s}$$

which, in view of our approximate estimates of relevant parameters, agrees very well with the experimental value $v_{max} \simeq 5.9 \text{ mm/s}$.

Free expansion of BEC in an array of 2D traps has been investigated in [2]. It is clearly seen in Fig. 2 of this paper that no axial expansion is observed what means that the condensate is effectively split into several independent condensates confined in the individual lattice wells. Therefore we can apply 2D theory to description of free radial expansion of each separate condensate. From Fig. 2 of [2] we find that maximal radial velocity is equal to $v_{max} \simeq 1.5 - 1.7 \text{ mm/s}$, the initial radius is $R \simeq 13 \mu\text{m}$, and the radial trap frequency is $\omega_{\perp} \simeq 132 \text{ s}^{-1}$. Then formula (59) gives

$$v_{max} \simeq R\omega_{\perp} \simeq 1.7 \text{ mm/s}$$

in excellent agreement with the above experimental value. Thus, as we see, the theory agrees with experimental data. Experimentally observed deviations from theoretical predictions could serve as indications on realization of non-mean-field regimes of BEC behavior.

In conclusion, we have considered in detail the theory of one- and two-dimensional expansion of BEC. Three-dimensional effects have been estimated with the use of variational approach. Good agreement with the available experimental data is found.

Acknowledgements

I am grateful to F.Kh. Abdullaev, V.A. Brazhnyi, A. Gammal, V.V. Konotop, R.A. Kraenkel, and L. Tomio for valuable discussions. I thank also the staff of Instituto de Física Teórica for kind hospitality. This work was supported

by FAPESP (Brazil).

-
- [1] K. Bongs, S. Burger, S. Dettmer, D. Hellweg, J. Arlt, W. Ertmer, and K. Sengstock, Phys. Rev. A **63**, 031602 (2001).
 - [2] O. Morsch, M. Cristiani, J.H. Müller, D. Ciampini, and E. Arimondo, Phys. Rev. A **66**, 021601 (2002).
 - [3] A. Görlitz, J.M. Vogels, A.E. Leanhardt, C. Raman, T.L. Gustavson, J.R. Abo-Shaeer, A.P. Chikkatur, S. Gupta, S. Inouye, T. Rosenband, and W. Ketterle, Phys. Rev. Lett. **87**, 130402 (2001).
 - [4] M. Greiner, I. Bloch, O. Mandel, Th.W. Hänsch, and T. Esslinger, Phys. Rev. Lett. **87**, 160405 (2001).
 - [5] S. Dettmer, D. Hellweg, P. Ryytty, J.J. Arlt, W. Ertmer, K. Sengstock, D.S. Petrov, G.V. Shlyapnikov, H. Kreutzmann, L. Santos, and M. Lewenstein, Phys. Rev. Lett. **87**, 160406 (2001).
 - [6] A.E. Leanhardt, A.P. Chikkatur, D. Kielpinski, Y. Shin, T.L. Gustavson, W. Ketterle, and D.E. Pritchard, Phys. Rev. Lett. **89**, 040401 (2002).
 - [7] D.S. Petrov, M. Holzmann, and G.V. Shlyapnikov, Phys. Rev. Lett. **84**, 2551 (2000).
 - [8] D.S. Petrov, G.V. Shlyapnikov, and J.T.M. Walraven, Phys. Rev. Lett. **85**, 3745 (2000).
 - [9] V. Dunjko, V. Lorent, and M. Olshanii, Phys. Rev. Lett. **86**, 5413 (2001).
 - [10] P. Pedri, L. Pitaevskii, S. Stringari, C. Fort, S. Burger, F.S. Cataliotti, P. Maddaloni, F. Minardi, and M. Inguscio, Phys. Rev. Lett. **87**, 220401 (2001).
 - [11] C. Menotti and S. Stringari, Phys. Rev. A **66**, 043610 (2002).
 - [12] A. Gammal, L. Tomio, and T. Frederico, Phys. Rev. A **66**, 043619 (2002).
 - [13] K.K. Das, M.D. Girardeau, and E.M. Wright, Phys. Rev. Lett. **89**, 110402 (2002).
 - [14] L. Pitaevskii and S. Stringari, *Bose-Einstein Condensation*, (Clarendon Press, Oxford, 2003).
 - [15] Y. Castin and R. Dum, Phys. Rev. Lett. **77**, 5315 (1996).
 - [16] Yu. Kagan, G.V. Shlyapnikov, and J.T.M. Walraven, Phys. Rev. Lett. **76**, 2670 (1996).
 - [17] Yu. Kagan, E.L. Surkov, and G.V. Shlyapnikov, Phys. Rev. A **54**, R1753 (1996).
 - [18] F. Dalfovo, C. Minniti, S. Stringari, and L. Pitaevskii, Phys. Lett. A **227**, 259 (1997).
 - [19] J.A. Stickney and A.A. Zozulya, Phys. Rev. A **65**, 053612 (2002).
 - [20] L. Plaja and L. Santos, Phys. Rev. A **65**, 035602 (2002).
 - [21] K.K. Das, Phys. Rev. A **66**, 053612 (2002).
 - [22] V.I. Talanov, Pis'ma Zh. Eksp. Teor. Fiz. **2**, 218 (1965).
 - [23] V.A. Brazhnyi, A.M. Kamchatnov, and V.V. Konotop, Phys. Rev. A **68**, 035603 (2003).
 - [24] V.M. Pérez-García, H. Michinel, J.I. Cirac, M. Lewenstein, and P. Zoller, Phys. Rev. Lett. **77**, 5320 (1996); Phys. Rev. A **56**, 1424 (1997).