

# Depairing currents in superconductor / ferromagnet Nb/CuNi trilayers close to $T_c$ .

A.Rusanov, M.Hesselberth, S.Habraken and J.Aarts

*Kamerlingh Onnes Laboratory, Leiden University, P.O. Box 9506, 2300 RA  
Leiden, The Netherlands*

---

## Abstract

In superconductor/ferromagnet (S/F) heterostructures, the exchange field  $h_{ex}$  of the F-layer suppresses the superconducting order parameter in the S-layer via the proximity effect. One issue in current research is the effect of a domain state, or, more generally, different directions of  $h_{ex}$ , on the superconductivity. We used a pulsed-current technique in order to measure the superconducting transport properties of  $\text{Cu}_{1-x}\text{Ni}_x/\text{Nb}/\text{Cu}_{1-x}\text{Ni}_x$  ( $x = 0.54$ ) F/S/F trilayers structured in strips of about  $2\text{ }\mu\text{m}$  wide and  $20\text{ }\mu\text{m}$  long as function of a small in-plane magnetic field. We find that the depairing current is tied to the magnetization behavior. In particular, we show that the suppression of superconductivity in the S-layer is smallest when the external magnetic field equals the coercive field  $H_c$  of the F-layers.

Keywords: Proximity effect, FSF-junctions, FS heterostructures, spintronics.

---

## 1 Introduction

The issue of the proximity effect between a superconductor and a ferromagnet is the focus of much current research. In principle, the superconductivity in the S layer is suppressed due to the pair breaking of the Cooper pair by the exchange field  $h_{ex}$  experienced in the ferromagnet. In the F-layer, a superconducting order parameter can still exist, but it becomes spatially modulated because the electrons which create a Cooper pair belong to different spin subbands. This leads to several effects observed experimentally, including oscillatory behavior of the superconducting transition temperature  $T_c$  as function of ferromagnetic layer thickness in F/S bi- or

multilayers [1–3], and  $\pi$ -junctions in S/F/S Josephson junctions [4,5]. A different mechanism to influence the superconducting order parameter in the S-layer by the adjacent F-layers is by varying the relative directions of the magnetization (and therefore  $h_{ex}$ ) in the two F-layers. It was predicted that, when the thickness of superconductor  $d_S$  is of the order of the superconducting coherence length  $\xi_S$ , the superconducting transition temperature is higher when the two magnetization directions are antiparallel than when they are parallel to each other [6]. The difference can even be enhanced by tuning the thickness of the F-layers  $d_F$  such that  $d_F \approx \xi_F/2$  (with  $\xi_F$  the coherence length in the ferromagnet) [7]. A first observation of these so-called spin-switch effects was recently reported in ref. [8].

Basically, spin switching comes about when the Cooper pair samples different directions of  $h_{ex}$  simultaneously, which raises the question whether similar effects can be observed if the F-layers contain a domain structure rather than a homogeneous magnetization [9]. Two recent experiments reported an influence of the domain state on the transport properties of the superconductor. In Nb/Co bilayers it was found that the superconducting transition temperature  $T_c$  and critical current density  $J_c$  (defined using a voltage criterion) are higher at the coercive field of the Co layer [10]; a similar effect on  $J_c$  was observed in Co/Nb/Co trilayers, again using a voltage criterion [11]. Here we present results of a similar study, which differs in two ways from the ones cited above. We use F/S/F trilayers with  $S = \text{Nb}$  and  $F = \text{Cu}_{0.46}\text{Ni}_{0.54}$ , which is a very weak ferromagnet with a saturation magnetization  $M_s$  of about  $0.1 \mu_B$  ( $\mu_B$  is the Bohr magneton) [12] to be compared to about  $1 \mu_B$  for Co. The experiment we perform is measuring the depairing current by a pulsed-current method. This quantity reflects the superconducting order parameter directly, and we showed before that it can be used in S/F systems [13]. We find that at least close to  $T_c$  the critical current of the trilayer as function of an in-plane magnetic field peaks at the coercive field  $H_{co}$  of the F-layer, which means that superconductivity is enhanced in the domain state.

## 2 Sample preparation and magnetic properties

Single F-films and F/S/F trilayers were DC-magnetron sputtered in an ultra high vacuum system with base pressure of about  $10^{-9}$  mbar and sputtering argon pressure about  $6 \cdot 10^{-3}$  mbar. A  $\text{Cu}_{1-x}\text{Ni}_x$  target was used with  $x = 0.50$ , which yielded a slightly different Ni concentration in the samples of  $x = 0.54$ . We will call this alloy CuNi. The thickness of the F-layers was chosen to be 9 nm,

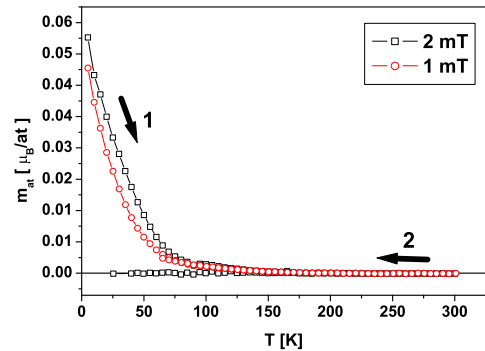


Fig. 1. Magnetization  $M$  as a function of temperature  $T$  for a CuNi/Nb/CuNi trilayer after saturation at 5 K in the fields indicated. Arrows denote the measurement sequence. The Curie temperature is around 110 K.

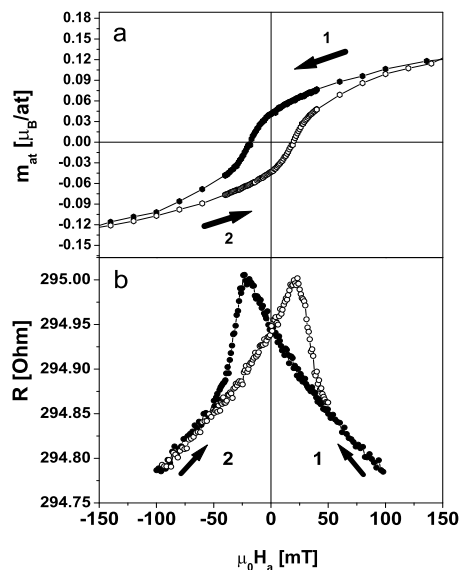


Fig. 2. Dependence of (a) magnetization  $M$  and (b) resistance  $R$  on magnetic field  $H_a$  for a CuNi/Nb/CuNi trilayer at 5 K. Filled symbols are used for the field sweep from positive to negative field (denoted 1), open symbols for the opposite direction (denoted 2). The coercive field  $H_c$  is around 22 mT.

which is about  $0.5 \xi_F$  [4]. The S-layer thickness was chosen at 23 nm in order to have the superconducting transition temperature around 4 K [12]. Electron beam lithography

was used to pattern the samples for 4-point measurements, with the bridge between the voltage contacts  $2\ \mu\text{m}$  wide and  $20\ \mu\text{m}$  long. The patterned samples were Ar-ion etched. Unstructured samples were measured by SQUID-magnetometry in order to determine  $M_s$ ,  $H_{co}$  and the Curie temperature  $T_{Curie}$ . Fig. 1 shows the typical dependence of the magnetization  $M$  on temperature  $T$  for a single F-layer, using a standard procedure: the sample was magnetized at 5 K to its saturation in a field of 0.7 T, then the field was set to a small value (typically of about 0.1 mT), and  $M(T)$  was measured up to 300 K and back down to 5 K.  $T_{Curie}$  was defined at the temperature where irreversibility sets in when cooling down. The dependence of  $M$  on applied field  $H_a$  at 5 K of a single F-layer is given in Fig. 2a. It shows a hysteresis loop typical for a ferromagnet with  $H_{co}$  about 25 mT. To determine possible differences in  $H_{co}$  between structured and unstructured samples caused by the sample shape anisotropy, we measured the magnetoresistance  $R(H_a)$  of a structured samples at 5 K. With  $H_a$  in the plane of the film, but perpendicular to the bridge and therefore the current,  $R(H_a)$  behaves as shown in Fig. 2b. Two peaks are found at  $H_{co}$ , due to the anisotropic magnetoresistance effect. The slight difference in aspect ratio  $A$  for the structured ( $A = 10$ ) and the unstructured ( $A = 5$ ) samples does not lead to a significant difference in  $H_{co}$ .

### 3 Superconducting properties and discussion

For the determination of the critical current  $I_c$  at different temperatures a pulsed-current method was used. Current pulses of about 3 ms with growing amplitude were sent through the sample below  $T_c = 4.0\ \text{K}$  (shown in the onset of Fig. 3). Each pulse was followed by a long pause of about 7 s. The voltage response of the system was observed on a

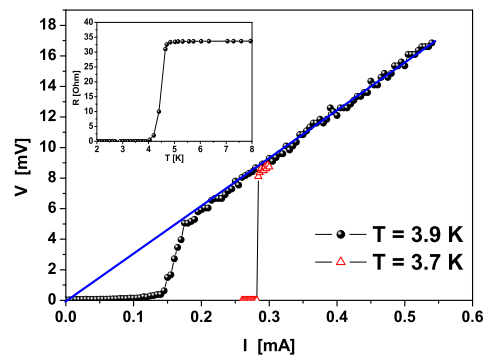


Fig. 3. Current ( $I$ ) versus voltage ( $V$ ) characteristics of a CuNi/Nb/CuNi trilayer shaped as  $2\ \mu\text{m}$  wide bridges at the temperatures indicated. The line shows the normal (ohmic) resistance. The transition from the normal to the superconducting state, shown in the inset, occurs at  $T_c = 4.0\ \text{K}$ .

oscilloscope triggered for the time of a single pulse. To improve the signal resolution a differential amplifier combined with low-noise band filters was used. Two typical current ( $I$ )- voltage ( $V$ ) characteristics are shown in Fig. 3, taken at temperatures 3.9 K (reduced temperature  $t = T / T_c = 0.98$ ) and 3.7 K ( $t = 0.93$ ). One can see a clear jump from the superconducting into the normal state at  $I_c$ , which we designate the depairing current [13]. For all samples, down to  $t = 0.98$  a small onset voltage was observed below  $I_c$ , probably because of vortex motion. In order to be sure that this has no influence on the depairing current, the sample temperature was probed during every current pulse. A significant increase was found only when  $I_c$  was reached.

The dependence of  $I_c$  as function of  $H_a$  at  $T = 3.8\ \text{K}$  is shown in Fig. 4. Upon lowering  $H_a$  from the positive high field side,  $I_c$  rises and reaches its maximum value at a negative value of about -20 mT, quite close to  $H_{co}$ . It then decreases again. When increasing  $H_a$  from a large negative field, a similar maximum occurs at +20 mT, with clearly hysteretic behavior. Clearly, the suppression of superconductivity in the S-layer by the proximity effect is less for the case when a domain

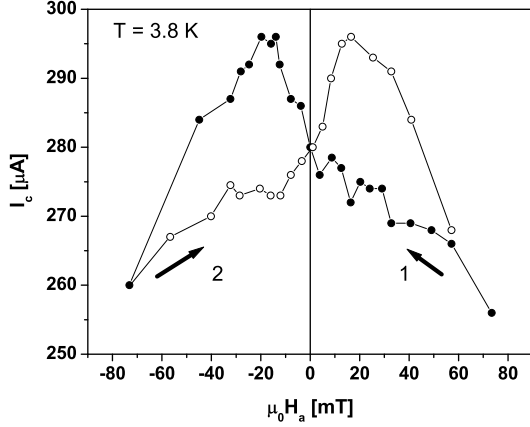


Fig. 4. Depairing current  $I_c$  of the CuNi/Nb/CuNi trilayer as function of applied magnetic field  $H_a$  at  $T = 3.8$  K. Filled symbols are used for the field sweep from positive to negative field (denoted 1), open symbols for the opposite direction (denoted 2).

structure is present in the outer F-layers, which is similar to the findings in refs. [10,11]. Note that the result does not imply the existence of a coupling between the F-layers: the variation of exchange field directions in the domain walls might be sufficient to reduce the suppression. The scatter in the data points in Fig. 4 may be caused by the changing domain structure; either a varying suppression of the order parameter or an induced vortex state [14] could result in a slightly different current distribution at each point. The main result of a peak in  $I_c$  around  $H_{co}$  is also found for the case of thick ( $\approx 50$  nm) ferromagnetic layers. This seems to exclude the possibility that effects of inducing an inhomogeneous order parameter in the F-banks play a role, at least in this temperature regime.

#### 4 Acknowledgements

This work is part of the research program of the 'Stichting voor Fundamenteel Onderzoek der Materie (FOM)', which is financially supported by NWO.

#### References

- [1] Z. Radovic' *et al.*, Phys Rev. B **44** (1991) 759.
- [2] L. Lazar *et al.*, Phys Rev. B **61** (2000) 3711.
- [3] I. A. Garifullin *et al.*, Phys Rev. B **66** (2002) 020505(R).
- [4] V.V. Ryazanov *et al.*, Phys. Rev. Lett. **86** (2001) 2427.
- [5] W. Guichard *et al.*, Phys. Rev. Lett. **90** (2003) 167001.
- [6] A.I. Buzdin, A.V. Vedyayev and N.V. Ryzhanova, Europhys. Lett. **48** (1999) 686.
- [7] L.R. Tagirov, Phys. Rev. Lett. **83** (1999) 2058.
- [8] J.Y. Gu *et al.*, Phys. Rev. Lett. **89** (2002) 267001.
- [9] A.I. Buzdin, L.N. Bulaevskii and S.V. Panyukov, Zh. Eksp. Teor. Phys. **87** (1984) 299 [Sov. Phys. JETP **60** (1984) 174].
- [10] R.J. Kinsey, G. Burnell and M. Blamire, IEEE Transactions on Appl. Supercond. **11** (2001) 904.
- [11] S. Kobayashi and F. Itoh, Jn. Phys. Soc. Japan **72** (2003) 900.
- [12] A. Rusanov *et al.* Physica C **369** (2002) 300.
- [13] J. M. E. Geers *et al.* Phys. Rev. B **64** (2001) 094506.
- [14] V. V. Ryazanov, V. A. Oboznov, A. S. Prokof'ev, and S. V. Dubonos, JETP Lett. **77**, 39 (2003).