

Infrared Hall angle in the d -density wave state: a comparison of theory and experiment

Sumanta Tewari,¹ Sudip Chakravarty,² John Ove Fjærestad,² Chetan Nayak,² and Richard S. Thompson³

¹*Department of Physics and Institute of Theoretical Science,
University of Oregon, Eugene, Oregon 97403-5203, USA*

²*Department of Physics and Astronomy, University of California at Los Angeles, Los Angeles, California 90095-1547, USA*

³*Department of Physics and Astronomy, University of Southern California, Los Angeles, California 90089-0484, USA*
(Dated: May 22, 2019)

Infrared Hall measurements in the pseudogap phase of the high- T_c cuprates are addressed within the framework of the ordered d -density wave state. The zero-temperature Hall frequency ω_H is computed as a function of the hole-doping x . Our results are consistent with recent experiments in absolute units. We also discuss the signature of the quantum critical point in the Hall frequency at a critical doping inside the superconducting dome, which can be tested in future experiments.

PACS numbers:

An ordered state known as the d -density wave (DDW) has been proposed as the origin of the pseudogap phase of the cuprates.^{1,2} A variety of experiments have been explored from this perspective. These include the superfluid density and the resonance peak in neutron scattering,³ the Hall number,⁴ angle resolved photoemission spectroscopy (ARPES),⁵ the specific heat,^{6,7} the quasiparticle charge,⁸ and the direct signature of DDW in polarized neutron scattering.^{9,10,11} In addition, it has been explored how the notion of this competing order, when combined with interlayer tunneling, and the doping imbalance of the multilayered cuprates, can result in the striking systematics of the layer dependence of the superconducting transition temperature T_c .¹² In all cases, the theory is consistent with the existing observations.

In this paper, we will address the zero-temperature infrared (IR) Hall angle Θ_H as a function of the hole-doping x , because we are encouraged by the recent measurements of Rigal *et al.*¹³ There are two specific reasons: (1) The DDW state predicts hole pockets as Fermi surfaces in the underdoped cuprates, which should have important experimental consequences. ARPES experiments can only detect half of each of these pockets,⁵ which therefore appear as Fermi arcs. Thus an important prediction of our theory remains untested, except through its indirect signature in the doping dependence of the superfluid density. A measurement of Θ_H can, in principle, clarify this issue, and we believe that it has.¹³ (2) The DDW theory also predicts a quantum critical point at a doping $x = x_c$ within the superconducting dome and it has been argued that this should be visible in the Hall number, n_H ,⁴ if superconductivity is destroyed by applying a magnetic field. There is some experimental evidence of this effect.¹⁴ The difficulty with this experiment is that it needs to be performed in a field as high as 60 T, which is experimentally quite demanding. We believe that a measurement of $\Theta_H(\omega)$ at high frequencies in the pseudogap state above T_c should have a similar behavior at x_c as n_H does. We expect that the high frequency behavior at $T > T_c$ will be similar to the $T = 0$ behavior with superconductivity destroyed by a magnetic field

if both experiments probe the same underlying state – which we believe is the DDW state – which causes the pseudogap and coexists with superconductivity in the underdoped superconducting state.

Given that the DDW state is a broken symmetry state with a local order parameter, it should be describable by a mean field Hartree-Fock theory and its consequent elementary excitations. This is precisely the approach we shall assume in the present paper. The mean field Hamiltonian for the DDW state is

$$H = \sum_{\mathbf{k}, \alpha} [(\epsilon_{\mathbf{k}} - \mu) c_{\mathbf{k}\alpha}^\dagger c_{\mathbf{k}\alpha} + (iW_{\mathbf{k}} c_{\mathbf{k}\alpha}^\dagger c_{\mathbf{k}+\mathbf{Q}\alpha} + \text{h. c.})], \quad (1)$$

where $c_{\mathbf{k}}$ is the annihilation operator for an electron of spin α in the z -direction and momentum \mathbf{k} , μ is the chemical potential, and the vector $\mathbf{Q} = (\pi, \pi)$. The lattice spacing will be set to unity. We ignore the residual interactions between quasiparticles; the principal effect of electron-electron interactions is to produce non-zero $W_{\mathbf{k}}$.

The single particle spectrum on the square lattice with nearest-neighbor hopping t and next-neighbor hopping t' is

$$\epsilon_{\mathbf{k}} = -2t(\cos k_x + \cos k_y) + 4t' \cos k_x \cos k_y. \quad (2)$$

The d -wave order parameter of the DDW state is

$$W_{\mathbf{k}} = \frac{W_0(x)}{2} (\cos k_x - \cos k_y), \quad (3)$$

where the amplitude $W_0(x)$ is a function of doping.

We can express the Hamiltonian in terms of a two-component quasiparticle operator: $\Psi_{\mathbf{k}, \alpha}^\dagger = (c_{\mathbf{k}\alpha}^\dagger, -ic_{\mathbf{k}+\mathbf{Q}\alpha}^\dagger)$, and then diagonalize this 2×2 Hamiltonian to get

$$H = \sum_{\mathbf{k}, \alpha} \chi_{\mathbf{k}, \alpha}^\dagger \begin{pmatrix} [E_+(\mathbf{k}) - \mu] & 0 \\ 0 & [E_-(\mathbf{k}) - \mu] \end{pmatrix} \chi_{\mathbf{k}, \alpha}. \quad (4)$$

The two-component quasiparticle operator $\chi_{\mathbf{k}\alpha}$ is unitarily related to $\Psi_{\mathbf{k}\alpha}$, and the sum is over the reduced

Brillouin zone (RBZ). $E_{\pm}(\mathbf{k}) = \epsilon_{2\mathbf{k}} \pm \sqrt{\epsilon_{1\mathbf{k}}^2 + W_{\mathbf{k}}^2}$ are the two bands of the ordered DDW state, with $\epsilon_{1\mathbf{k}} = -2t(\cos k_x + \cos k_y)$ and $\epsilon_{2\mathbf{k}} = 4t' \cos k_x \cos k_y$.

For a system of DDW quasiparticles in the presence of a magnetic field \mathbf{H} in the z -direction, and an electric field \mathbf{E} in the $x-y$ plane, Θ_H is the angle between \mathbf{E} and the current \mathbf{j} : $\tan \Theta_H = E_y/E_x = \sigma_{xy}/\sigma_{xx}$. We will compute the necessary conductivities, σ_{xy} and σ_{xx} in the framework of Boltzmann theory¹⁵ applied to the DDW mean-field hamiltonian. Since we consider a non-interacting model, this semiclassical approach easily generalizes to finite frequencies as well. A number of comments regarding the validity of our Boltzmann approach are in order.

1. In a normal metal, it is well known (see Ref. 16) that the external frequency ω and wavevector q must satisfy $\omega \ll \mu$ and $q \ll k_F$, where k_F is the Fermi wavevector. Although we must have $k_F l \gg 1$ for localization effects to be neglected (l is the mean free path), there are no further restrictions on the product $\omega\tau$, where τ is the lifetime due to impurity scattering.
2. In a superconductor, the same conditions apply at high frequencies, unless we want to capture interesting order parameter disequilibrium effects, such as charge imbalance etc., whence we must satisfy $\omega \ll \Delta$, where Δ is the superconducting gap.¹⁷
3. For a particle-hole condensate, such as DDW, the

condition for the validity of the Boltzmann equation should be the same as in a normal metal. The diagonalization in Eq. (4) does not mix particles and holes and, therefore, we can apply the Boltzmann formalism to DDW quasiparticles, which have relatively simple, particle-number conserving scattering terms.

4. We assume that DDW quasiparticles have only one scattering time, though it may vary along the Fermi surface.^{18,19} This assumption is clearly supported by experiments, at least in the pseudogap regime of YBCO_y for $y = 6.45 - 6.75$.²⁰ It surprisingly appears to be true for even very lightly doped sample of $y = 6.30$.²¹ The alternate view that for each \mathbf{k} , there are two scattering times²² $\tau_H \sim T^{-2}$ and $\tau_{tr} \sim T^{-1}$ appears to be untenable in this regime. (Above the DDW ordering temperature, the situation may, of course, be more complicated.)
5. Further complications from interband transitions will be neglected, because, to a first approximation, the effect of these high frequency processes will be simply to renormalize the effective single band parameters.

The longitudinal and Hall conductivities, $\sigma_{xx}(\omega)$ and $\sigma_{xy}(\omega)$, are:

$$\begin{aligned} \sigma_{xy}(\omega) &= \frac{2e^3 H}{\hbar^4 c} \int_{\text{RBZ}} \frac{d^2 k}{(2\pi)^2} \left(\frac{\tau_{\mathbf{k}}}{1 - i\omega\tau_{\mathbf{k}}} \right)^2 \frac{\partial E_+(k)}{\partial k_x} \left[\frac{\partial E_+(k)}{\partial k_y} \frac{\partial^2 E_+(k)}{\partial k_x \partial k_y} - \frac{\partial E_+(k)}{\partial k_x} \frac{\partial^2 E_+(k)}{\partial k_y^2} \right] \delta(E_+(k) - \mu) + (E_+ \rightarrow E_-) \\ &= \frac{2e^3 H}{(2\pi)^2 \hbar^4 c} I_{xy}[\omega, \tau_{\mathbf{k}}], \end{aligned} \quad (5)$$

$$\sigma_{xx}(\omega) = \frac{2e^2}{\hbar^2} \int_{\text{RBZ}} \frac{d^2 k}{(2\pi)^2} \left(\frac{\tau_{\mathbf{k}}}{1 - i\omega\tau_{\mathbf{k}}} \right) \left(\frac{\partial E_+(k)}{\partial k_x} \right)^2 \delta(E_+(k) - \mu) + (E_+ \rightarrow E_-) = \frac{2e^2}{(2\pi)^2 \hbar^2} I_{xx}[\omega, \tau_{\mathbf{k}}]. \quad (6)$$

Here, we have defined $I_{xy}[\omega, \tau_{\mathbf{k}}]$ and $I_{xx}[\omega, \tau_{\mathbf{k}}]$ for later reference. In the equation for $\sigma_{xy}(\omega)$, we have made the approximation $\nabla_{\mathbf{k}} \ln \tau_{\mathbf{k}} \approx 0$, which is very reasonable so long as $\tau_{\mathbf{k}}$ is large and varies smoothly.

Thus, the finite frequency Hall angle is given by,

$$\tan \Theta_H(\omega) = \frac{\sigma_{xy}(\omega)}{\sigma_{xx}(\omega)} = \frac{eH}{\hbar^2 c} \frac{I_{xy}[\omega, \tau_{\mathbf{k}}]}{I_{xx}[\omega, \tau_{\mathbf{k}}]}. \quad (7)$$

At finite frequency ω , $\tan \Theta_H(\omega)$ becomes complex. In the limit that $\omega\tau_{\mathbf{k}} \gg 1$, the imaginary part can be determined without the complications¹⁹ of the unknown anisotropic $\tau_{\mathbf{k}}$. Thus,

$$\text{Im}[\cot \Theta_H(\omega)] = -\frac{\omega}{\omega_H}, \quad (8)$$

where ω_H , the Hall frequency, is defined as

$$\omega_H = \frac{eH}{\hbar^2 c} \frac{I_{xy}^0}{I_{xx}^0}, \quad (9)$$

where I_{xy}^0 and I_{xx}^0 are the same as the integrals $I_{xy}[\omega, \tau_{\mathbf{k}}]$ and $I_{xx}[\omega, \tau_{\mathbf{k}}]$, except that the factor $(\tau_{\mathbf{k}}/[1 - i\omega\tau_{\mathbf{k}}])$ is replaced by unity. The imaginary part of $\cot \Theta_H(\omega)$ can therefore be determined in a largely model-independent manner – in this limit, it is essentially a measure of Fermi surface geometry²³ – while the real part of $\cot \Theta_H(\omega)$ involves the unknown parameter $\tau_{\mathbf{k}}$ which can depend on many details. If we had replaced $\tau_{\mathbf{k}}$ by its \mathbf{k} average over the Fermi surface, τ , the expression for $\text{Im}[\cot \Theta_H(\omega)]$ would have been exactly the same as in Eq. (8), regardless of the magnitude of the product $\omega\tau$, but now there would

have been a dissipative real part containing τ .

With Eq. (9) in hand, we can now calculate ω_H as a function of x in the DDW state. We choose a representative set of values for the needed parameters. In keeping with our analysis for the related quantity, n_{Hall} ,⁴ we choose $t = 0.3$ eV, $t'/t = 0.3$. For a comparison with experimental data, it is necessary to choose an appropriate relation between the chemical potential μ and the doping x . Physically, this relation can be exceedingly complex in the underdoped regime, where a plethora of competing charge and spin ordered states can intervene as $x \rightarrow 0$. We, therefore, do not discuss the behavior in this heavily underdoped regime, although in the past we have attempted to describe this regime by arguing that the chemical potential is perhaps pinned to zero.³ Between the overdoped ($x \gtrsim 0.2$) and the moderately underdoped regime ($x \sim 0.07$), we make the simplest possible assumption that μ is a smooth function of x . The actual function is not very significant, but to be concrete, we choose the relation implied by the band structure. To discuss the nonanalyticity close to x_c , we neglect the x dependence of the chemical potential for simplicity, as the doping dependence of $W_0(x)$ is much more important. For illustrative purposes, we take

$$W_0(x) = 0.03[(1 - x/x_c) + (1 - x/x_c)^{1/2}] \text{ eV} \quad (10)$$

with $x_c = 0.2$. This form gives mean-field-like nonanalyticity at x_c . (The exponent $1/2$ can be replaced if, for instance, $3D$ Ising behavior is preferred.) It is also a reasonable representation of the form suggested in Ref. 24. We believe, however, that the final result is not strongly dependent on this particular detailed form of Eq. (10).

Before doing an explicit calculation, it is revealing to plot the hole pockets as the amplitude of the DDW gap $W_0(x)$ is increased for μ varying smoothly as a function of doping x , in particular we show the results for a *fixed* value of μ in Fig. 1. One can see that the hole pockets become less elliptical as W_0 is increased at constant μ . So, even though μ is kept constant, with increasing W_0 below x_c , the curvature of the holepockets increases where the Fermi velocity is largest,²³ consequently I_{xy} increases, and the perimeter decreases, so that I_{xx} decreases.²³ The net result is an increase of ω_H . This is a robust explanation of the increase of ω_H as the system is underdoped in agreement with Rigal *et al.*¹³

To be quantitative, we explicitly calculate ω_H using Eq. (10) and the band structure parameters given above. Concomitantly, as mentioned above, μ was determined from the band structure. The results are shown in Fig. 2. The results are clearly consistent with the experiment of Rigal *et al.*¹³ The enhancement, as the system is underdoped, is significant, even though its actual magnitude is perhaps a factor of two smaller. Moreover, the absolute magnitudes are well captured. Beyond this, it is difficult to compare in detail. The experiment was performed on thin films of YBCO for which we do not have the precise knowledge of the doping levels, nor do we have a good criterion to relate the doping with the chemical potential.

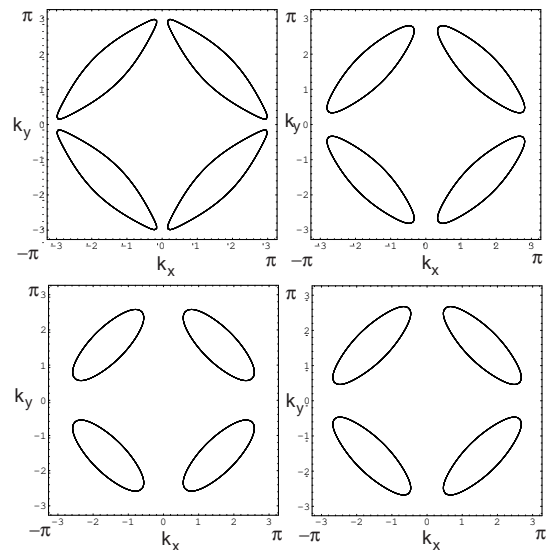


FIG. 1: Contour plot of the hole pockets at the fixed value of the chemical potential $\mu = -0.36$ eV as the DDW gap is varied (implicitly as a function of doping x). Proceeding clockwise from the left panel on the top, $W_0(x) = 0.01, 0.05, 0.1, 0.15$ eV; these numbers are for illustrative purposes only, and the μ was chosen so as to focus on the lower band only.

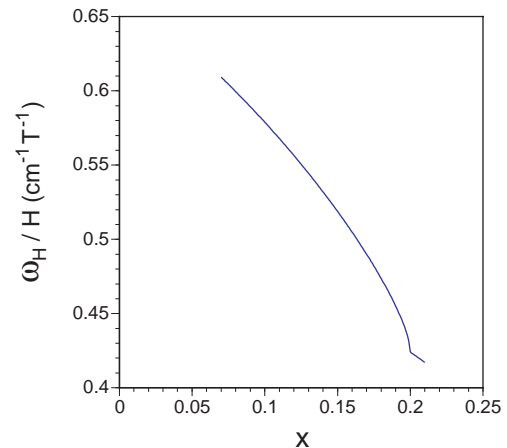


FIG. 2: The Hall frequency ω_H as a function of x . The choices of the DDW gap amplitude and the chemical potential are described in the text.

To complicate matters further, the chain contributions in YBCO are not included in our calculation, and these contributions were not subtracted in their experimental results. The parameters used here are generic; it is possible to improve the agreement with the experiment by adjusting them, but we do not find this to be a very meaningful exercise.

We then explore more closely the signature of the quantum critical point in the infrared Hall angle, which is already evident in Fig. 2. To demonstrate the robustness of the quantum critical point, we set μ to be a constant,

equal to $-t = -0.3$ eV and use the mean field ansatz $W_0(x) = W_0(1 - x/x_c)^{1/2}$. For a representative value, we take $W_0 = 0.03$ eV and $x_c = 0.2$. These are identical to our previous parametrizations.⁴ The results are shown in Fig. 3. By examining the integrals I_{xy} and I_{xx}

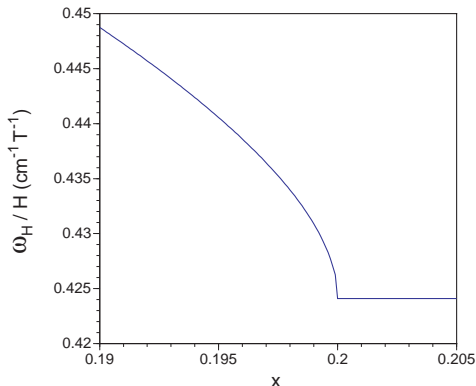


FIG. 3: The Hall frequency ω_H close to the quantum critical point $x_c = 0.2$, with μ set to a constant, equal to -0.3 eV.

in more detail, we find that, close to the critical doping, $\omega_H(x) = C_1 + C_2 W_0(x_c - x)^{1/2}$, where C_1 and C_2 are constants, and the slope diverges at the transition. (At finite temperature, this will be rounded.) We emphasize that although the hot spots determine the critical singularity close to x_c ,⁴ the increase of ω_H is determined by

the evolution of the hole pockets and the gapping of the Fermi surface as the doping is decreased.

The Hall angle measurements of Rigal, *et al.*¹³ are strong evidence for the existence of hole pockets in the underdoped cuprates. We believe that DDW order is the simplest explanation which is also consistent with the absence of hole pockets in ARPES. Consistency with both of these experiments (and the Hall number measurement of Ref. 14) is a strong challenge of other proposals for the pseudogap. Our analysis opens a number of interesting directions for future research. Our calculation could be extended using the Kubo formalism, which would have a wider region of validity. A more careful comparison between theory and experiment could be made with a better model for the chemical potential at the precise doping levels of the experiment. Finally, further exploration of the putative quantum critical point at $x = x_c$ at which DDW order vanishes could more firmly establish its existence and its properties.

We thank H. D. Drew for drawing our attention to their experiments and also for useful discussions. C. N. has been supported by the NSF under Grant No. DMR-9983544 and the A.P. Sloan Foundation. S. C. has been supported by the NSF under Grant No. DMR-9971138. S. T. has been supported in part by the NSF under Grant No. DMR-9971138, and in part by DMR-9971138. J. F. was supported by the funds from the David Saxon chair at UCLA.

- ¹ S. Chakravarty and H. -Y. Kee, Phys. Rev. B **61**, 14821 (2000).
- ² S. Chakravarty, R. B. Laughlin, D. K. Morr, and C. Nayak, Phys. Rev. B **63**, 094503 (2001).
- ³ S. Tewari, H. -Y. Kee, C. Nayak, and S. Chakravarty, Phys. Rev. B **64**, 224516 (2001).
- ⁴ S. Chakravarty, C. Nayak, S. Tewari, and X. Yang, Phys. Rev. Lett. **89**, 277003 (2002).
- ⁵ K. Hamada and D. Yoshioka, Phys. Rev. B **67**, 184503 (2003); S. Chakravarty, C. Nayak, and S. Tewari, Phys. Rev. B **68**, 100504(R) (2003).
- ⁶ H. -Y. Kee and Y. B. Kim Phys. Rev. B **66**, 012505 (2002).
- ⁷ S. Chakravarty, Phys. Rev. B **66**, 224505 (2002).
- ⁸ H. -Y. Kee and Y. B. Kim, Phys. Rev. B **66**, 052504 (2002).
- ⁹ S. Chakravarty, H. -Y. Kee, C. Nayak, Int. J. Mod. Phys. B **15**, 2901 (2001).
- ¹⁰ S. Chakravarty, H. -Y. Kee, C. Nayak, in *Physical Phenomena at High Magnetic Fields - IV*, eds. G. Boebinger, Z. Fisk, L. P. Gorkov, A. Lacerda, J. R. Schrieffer (World Scientific, Singapore, 2002).
- ¹¹ H. A. Mook, Pengcheng Dai, S. M. Hayden, A. Hiess, J. W. Lynn, S. -H. Lee, and F. Dogan, Phys. Rev. B **66**, 144513 (2002).
- ¹² S. Chakravarty, H. -Y. Kee, K. Völker, cond-mat/0309209.
- ¹³ L. B. Rigal, D. C. Schmadel, H. D. Drew, B. Maierov, E. Osquigil, J. S. Preston, R. Hughes, G. D. Gu, cond-mat/0309108.

- ¹⁴ F. F. Balakirev, J. B. Betts, A. Migliori, S. Ono, Y. Ando, G. S. Boebinger, Nature **424**, 912 (2003).
- ¹⁵ See, for example, J. M. Ziman, *Electrons and phonons* (Oxford University Press, Oxford, 1960).
- ¹⁶ R. Peierls, *Surprises in Theoretical Physics* (Princeton University Press, Princeton, 1979); see also J. Rammer and H. Smith, Rev. Mod. Phys. **58**, 323 (1986).
- ¹⁷ See, for example, M. Tinkham, *Introduction to superconductivity*, 2nd. ed. (Mc-Graw-Hill, New York, 1996).
- ¹⁸ A. Carrington, A. P. Mackenzie, C. T. Lin, and J. R. Cooper, Phys. Rev. Lett. **69**, 2855 (1992); H. Kontani, K. Kanki, and K. Ueda, Phys. Rev. B **59**, 14723 (1999).
- ¹⁹ E. Abrahams and C. M. Varma, Phys. Rev. B **68**, 094502 (2003).
- ²⁰ K. Segawa and Y. Ando, Phys. Rev. Lett. **86**, 4907 (2001).
- ²¹ Y. Ando, Y. Kurita, S. Komiya, S. Ono, and K. Segawa, preprint.
- ²² P. W. Anderson, Phys. Rev. Lett. **67**, 2092 (1991); P. Coleman, A. Schofield, and A. M. Tsvelik, Phys. Rev. Lett. **76**, 1324 (1996); G. Kotliar, A. Sengupta, and C. M. Varma, Phys. Rev. B **53**, 3573 (1996).
- ²³ See, for example, T. P. Beaulac, F. J. Pinski, and P. B. Allen, Phys. Rev. B **23**, 3617 (1981).
- ²⁴ J. W. Loram, J. Luo, J. R. Cooper, W. Y. Liang, and J. L. Tallon, J. Phys. Chem. Solids **62**, 59 (2001).