

# Hidden structure in the randomness of the prime number sequence

Saúl Ares\*

*Grupo Interdisciplinar de Sistemas Complejos (GISC) and Departamento de Matemáticas  
Universidad Carlos III de Madrid, Avenida de la Universidad 30, 28911 Leganés, Madrid, Spain* †

Mario Castro‡

*Grupo Interdisciplinar de Sistemas Complejos (GISC) and Grupo de Dinámica No Lineal (DNL),  
Escuela Técnica Superior de Ingeniería (ICAI), Universidad Pontificia Comillas, 28015 Madrid, Spain*

(Dated: May 10, 2019)

We report a rigorous theory to show the origin of the unexpected periodic behavior seen in the consecutive differences between prime numbers. We also check numerically our findings to ensure that they hold for finite sequences of primes, that would eventually appear in applications. Finally, our theory allows us to link with two different but important topics: the statistical mechanics of spin systems, and the celebrated Sierpinski fractal.

PACS numbers: 05.10.-a, 05.45.Df, 02.10.De

## I. INTRODUCTION

Prime numbers have fascinated mathematicians of all times, and their history is closely related to the very history of Mathematics. Recently, the interest in prime numbers has received a new impulse because they have appeared in different contexts ranging from Cryptology [1] to Biology [2, 3] or quantum chaos [4, 5]. But, despite the huge advances in the theory of numbers, many properties of the prime numbers are still unknown, and they appear to us as a random collection of numbers without any kind of structure. In the last few years, some numerical investigations related with the statistical features of the prime number sequence [6, 7, 8, 9] have revealed that, apparently, some regularity actually exists in the differences and increments (differences of differences) of consecutive prime numbers. For instance, some oscillations are found in the histogram of differences as we show in Fig. 1a. In that figure, one can see some spikes located at positions 6, 12, 18, and so on. A similar behavior was reported by Kumar *et al.* [6], who showed that the histogram of increments has also a similar periodicity; in this case there are some grooves at increments given by 0,  $\pm 6$ ,  $\pm 12$ , etc (see Fig. 1b). These novel and promising findings have been thought to provide new information about the underlying unpredictable distribution of prime numbers and its potential applications.

The aim of this work is twofold: on the one hand we demonstrate that the apparent regularities observed by these authors do not reveal any structure in the sequence of primes, and that it is precisely a consequence of its randomness. On the other hand, we show that this randomness provides a new kind of predictable patterned behavior that we can characterize explicitly and compute

analytically.

The paper is organized as follows: In Sec. II, we introduce a theoretical framework to calculate the properties of consecutive differences of prime numbers. In Sec. III, we check numerically the validity of the theory when finite sequences of primes are computed, and discuss some of the main results obtained. Finally, conclusions are summarized in Sec. IV.

## II. THEORY

Essentially, we will be dealing with the sequences obtained from the primes by subtracting them iteratively. Our findings are based on two basic results: the first one is the fact that every prime  $p > 3$  is  $p = \pm 1 \pmod{6}$  (*i.e.*, there exists an integer  $N$  such that  $p = 6N \pm 1$ ); the second one, a theorem by Dirichlet which states that, for any pair of numbers  $a$  and  $q$  with no common divisors, there are infinitely many primes  $p = a \pmod{q}$ . In addition, these primes are roughly equidistributed for each possible value of  $a$  [10]. Setting  $q = 6$  this means that  $p = +1 \pmod{6}$  and  $p = -1 \pmod{6}$  *equally likely*. In a probabilistic language, if  $P_n(+1)$  denotes the fraction of primes  $p \leq n$  which are  $+1 \pmod{6}$  (hence  $P_n(-1) = 1 - P_n(+1)$ ), then

$$\lim_{n \rightarrow \infty} P_n(\pm 1) = \frac{1}{2}, \quad (1)$$

Despite the apparent lack of structure that this result suggests, the numerical results concerning differences between primes cited above inspired us to search for regularities in the sea of randomness of the prime number sequence.

Now, we build the sequence of differences of consecutive primes,  $D^{(1)}$ , the sequence of differences of consecutive differences,  $D^{(2)}$  and, in general, the  $m$ -differences,  $D^{(m)}$ , defined as differences of consecutive  $(m-1)$ -differences. For instance, taking the sequence of

\*Electronic address: saul@math.uc3m.es

†URL: <http://gisc.uc3m.es>

‡Electronic address: marioc@upco.es

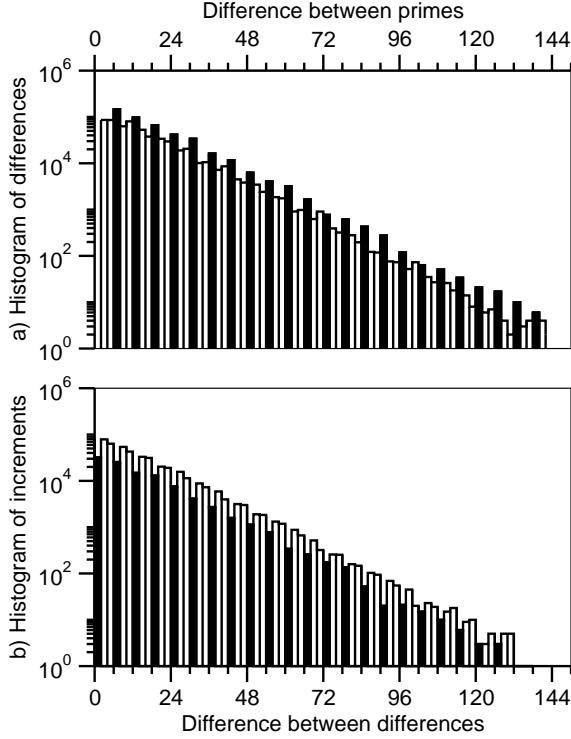


FIG. 1: a) Histogram of differences for the first million of consecutive prime numbers. Filled black bars correspond to 6, 12, 18, ... b) Histogram of the increments (differences of differences). We have not plotted the negative part of the  $x$  axis in b) to simplify comparison between both figures. In this work we are not concerned with the decreasing trend, but rather with the periodic oscillations observed.

primes greater than 3: 5, 7, 11, 13, 17, 19, 23, 29, 31, 37, ..., we find:

$$D^{(1)} = 2, 4, 2, 4, 2, 4, 6, 2, 6, \dots, \quad (2)$$

$$D^{(2)} = 2, -2, 2, -2, 2, 2, -4, 4, \dots \quad (3)$$

Note that all numbers are even because all primes  $p \geq 3$  are odd.

The structure of these  $m$ -differences becomes more clear when we write them modulo 6 (this choice will be clarified below). Hereafter, we will term  $d^{(m)}$  the integer between  $-2$  and  $2$  such that  $d^{(m)} = D^{(m)} \pmod{6}$ . As all the numbers in the sequences given by Eqs. (2)-(3) are even,  $d^{(m)}$  can only take the values  $0$  and  $\pm 2$ . At this point, the reader will have noted that the origin of the periodicity seen in the histograms of differences is a consequence of the fact that every prime number is  $\pm 1 \pmod{6}$ . More explicitly, we will find a  $0$  in the  $d^{(1)}$  sequence whenever two consecutive primes are both of the type  $+1$  or both  $-1$ . Conversely, we will find  $+2$  (respectively  $-2$ ) only when consecutive primes are  $-1$  and  $+1$  ( $+1$  and  $-1$ ). Then, given equation (1), the probability of finding a  $0$  in the sequence is twice that of finding  $+2$  or  $-2$ . We want to remark that we have made the only extra assumption that consecutive primes can be  $\pm 1$

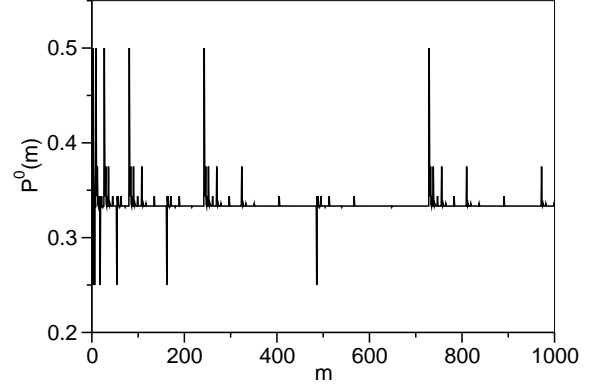


FIG. 2: Relative frequency of appearing  $P_0(m)$  for the first  $m = 1000$   $m$ -differences. Note that it displays a quasi-periodic behavior with  $m$ .

independently, that is, the correlations between consecutive primes are negligible.

In the same way, we can rate the relative frequencies for the  $d^{(2)}$  sequence, noting that the terms we are subtracting are not  $\pm 1$ , but  $0$  and  $\pm 2$ . Therefore, the frequency of an outcome to be  $0$  is  $2/3$  times that of the frequencies to be  $+2$  or  $-2$ . This corresponds to the grooves in the histogram of increments in Fig. 1b.

At this point, we can calculate iteratively the subsequent frequencies for any  $m$ -difference. Nevertheless, we provide an exact formula to calculate them at any order through the generating function of the  $d^{(m)}$  sequences. This task can be achieved because the  $m$ -differences satisfy some recurrence relations for a given piece of  $m + 1$  prime numbers. Let  $s_0 \dots s_m$  denote the value of those primes modulo 6, then:

$$d^{(m)}(s_0, \dots, s_m) = \sum_{k=0}^m \binom{m}{k} (-1)^k s_k. \quad (4)$$

So our search for  $0$  (respectively  $+2$  and  $-2$ ) in the sequences requires counting the number of solutions to the equation  $d^{(m)} = 0$  ( $= +2$  and  $= -2$ ). The generating function of this number of solutions is

$$G_m(z) = \sum_{s_0=\pm 1} \dots \sum_{s_m=\pm 1} z^{d^{(m)}}. \quad (5)$$

This function has some interesting properties. For instance,  $G_m(1) = 2^{m+1}$  provides all the possible sequences of primes that we need to evaluate to determine the relative frequencies of  $0$  and  $\pm 2$ . Similarly,  $\frac{1}{6} \sum_{n=0}^5 G_m(e^{n\pi i/3})$  gives us only those combinations of primes for which  $d^{(m)} = 0$ . In other words, it helps us to calculate (performing the sums) the relative frequency of zeroes in the  $m$ -difference sequence,  $P^0(m)$  as

$$P^0(m) = \frac{1}{3} \left( 1 + \prod_{k=0}^m \cos \left[ \frac{\pi}{3} \binom{m}{k} \right] + \prod_{k=0}^m \cos \left[ \frac{2\pi}{3} \binom{m}{k} \right] \right) \quad (6)$$

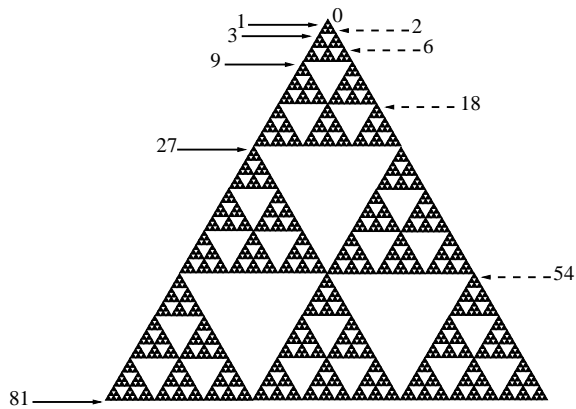


FIG. 3: Pascal's triangle modulo 3: we take the numerical triangle where the small black triangles are placed at those values that are non-zero (mod 3). The resulting figure belongs to the family of Sierpinski's gaskets. Solid arrows show the empty rows (except the first and last element) that give maxima for  $m$  in Fig. 2. Dashed arrows show empty rows except for the central element: they give the position of the minima.

Using a similar argument it can be shown that  $P^{+2}(m) = P^{-2}(m) = (1 - P^0(m))/2$ . Figure 2 shows  $P^0(m)$  for the first  $m = 1000$  m-differences.

The quasi-periodic behavior displayed by  $P^0(m)$  is also remarkable. This behavior arises from the properties of the binomial coefficients appearing in equation (6) and the periodicity of the cosine. Thus, a maximum of  $P^0(m)$  is found whenever all the elements in a row of Pascal's triangle (except the first and the last, which are always 1) are multiples of 3. So, the maxima are located at  $m = 3^n$  and the minima at  $m = 2 \cdot 3^n$ , where  $n = 0, 1, 2, \dots$ . These maxima and minima can be easily identified graphically in Fig. 3, which represents a kind of Sierpinski's gasket obtained from the modulo 3 Pascal's triangle. We want to stress that this is an analytical result, and that the correspondence between the properties of  $P^0(m)$  and Pascal's triangle can be shown to be rigorously deduced from the properties of the binomial coefficients.

### III. NUMERICAL RESULTS AND DISCUSSION

All the theoretical results presented in Sec. II stand if we consider the infinite sequence of primes. Now we consider the situation in which we pick a finite sequence of primes. In such a case, we expect some deviations from the results presented above due to, for instance, the transient behavior known as Chebyshev's bias. Chebyshev noted that at the beginning of the sequence there are more primes of type  $-1$  than of type  $+1$ . Moreover, Bays and Hudson [11] proved that the first time when  $P_n(+1) > P_n(-1)$  occurs for  $n = 608, 981, 813, 029$ . This huge number is greater than  $2^{39}$ ; higher than most common calculations involving prime numbers, limited

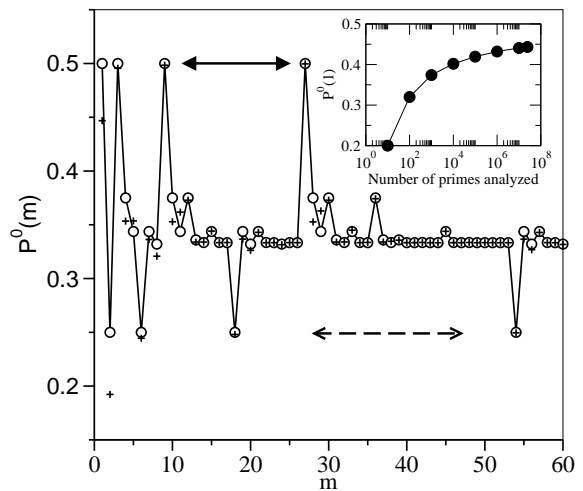


FIG. 4: Relative frequency of appearing  $P_0(m)$  for the first  $m = 60$  m-differences. Circles stand for the theoretical value and pluses for the value obtained computing such m-differences for all the primes lower than  $2^{31}$ . The arrows show more clearly the position of the maxima and minima exposed at Fig. 3. Inset: numerical values of  $P_0(1)$  as a function of the length of the sequence analyzed. Although slow, the convergence to the exact value (0.5) is monotonous.

by the 32 bits used by common computers to represent integer numbers. Nevertheless, this is a misleading result because the relative error of considering that  $P_n(+1) = P_n(-1) = 1/2$  is about 1.6% for the first 1,000 primes, about 0.2% for the first 10,000 and just 0.08% for the first 100,000. This relative error continues to decrease for increasing number of primes, so any finite sequence will reproduce our predictions with enough accuracy. Moreover, from the result of Littlewood [12] it is now well known that the inequality  $P_n(-1) > P_n(+1)$  is reversed for infinitely many integers.

In Fig. 4 we show both theory and numerics. As we anticipated, there are some slight deviations but just at a small number of points. We have checked that these deviations reduce monotonously as we take larger sequences, due to the vanishing of Chebyshev's bias as we increase the sequence size (see inset in Fig. 4). One criticism may be that the error is significantly large in some cases, but note that this error is not large enough to hide the periodicity in the sequences. For instance, for one of the worst cases,  $m = 1$ , we predicted  $P^0(1) = 2P^{\pm 2}(1)$  but, actually, we have found numerically  $P^0(1) = 1.62P^{\pm 2}(1)$ . Thus, the periodicity modulo 6 is still transparent in spite of the fact that its strength deviates from the predicted one.

These results can be generalized taking other divisors  $q$  instead of 6. For instance, using 4 no new patterns arise. However, taking 10, 14, 22, 26, 30,  $\dots$  (numbers obtained as products of primes not multiplied before in the series) secondary periodicities arise, as has already been reported in previous works [7, 8]. Moreover, we may also

consider the case in which the differences are evaluated between non-consecutive primes provided that they are picked at random. The results will remain the same because all the differences are calculated modulo 6. Then a chaotic system with energy levels proportional to prime numbers will display oscillations in the spectrum of the emitted light through radiative transitions, because the frequency of the emitted light is proportional to the difference between energy levels (consecutive or not).

Finally, we can reformulate all the presented findings referring to the fact that the random structure of the  $\pm 1$  primes resembles the high temperature (disordered) phase of spin systems [13]. This analogy can be cast explicitly by means of the Hamiltonian

$$\mathcal{H} \equiv d^{(m)}(s_0, \dots, s_m) = \sum_{k=0}^m \binom{m}{k} (-1)^k s_k. \quad (7)$$

Then, the generating function  $G_m(z)$  is equal to the partition function of  $\mathcal{H}$ ,  $\mathcal{Z}$ , if we identify the temperature as  $k_B T = -1/\log z$ . Note that this would correspond to a spin system without interactions between them and subjected to an applied external field

$$B_k = \binom{m}{k} (-1)^k. \quad (8)$$

Likewise, we could take some advantage of the collected knowledge in spin systems to gain some insight into the properties of the products between primes. These products are the basis of some encrypting systems [1]. For instance, let us consider an interacting Hamiltonian of the form

$$\mathcal{H} = \sum_{i,j} J_{ij} s_i s_j. \quad (9)$$

where the coupling constants  $J_{ij}$  would depend on the recurrence relations between sequences of products. We expect this kind of approach to hold because the product of two primes will also be of the form  $\pm 1 \pmod{6}$ .

## IV. CONCLUSIONS

We have studied the general behavior of consecutive differences between primes, both theoretically and numerically. Our theoretical predictions, in principle only valid for the whole sequence of primes, are also accurate for finite sequences. The deviations found are due to the transient behavior known as Chebyshev's bias. Furthermore, the theory is still valid if the differences are computed between non-consecutive primes, and Chebyshev's bias will be less pronounced.

Our main conclusion is that the main feature of the sequence of prime numbers, namely, its randomness, hides an underlying behavior arising when successive differences are computed. Thus, new and interesting phenomena can be derived and novel applications can be settled. For instance, the length of the periodic orbits in quantum chaos is related to the zeroes of Riemann's function and these with the prime numbers [5]. So, these new findings can be of interest in the study of their statistical properties and engage with random matrix theory and the most outstanding problem in number theory: Riemann's hypothesis [4].

To conclude, we mention another interesting example in which the differences between primes are crucial, which is related to the fact that the life cycles of different animal species are precisely prime numbers. In this case, the life or death of the species depends on this property [2].

## Acknowledgments

We are indebted to José A. Cuesta for valuable discussions and critical reading of the manuscript, and with Sara Cuenda for her collaboration in preparing the figures. This work has been supported by the Ministerio de Ciencia y Tecnología of Spain through grants BFM2000-0006, BFM2003-07749-C05-01 and BFM2003-07749-C05-05.

- 
- [1] W. Stallings, *Cryptography and network security: principles and practice* (Prentice Hall, New Jersey, 1999).
  - [2] E. Goles, O. Schulz, and M. Markus, *Complexity* **6**, 33-38 (2001).
  - [3] J. Tohá and M. A. Soto, *Medical Hypotheses* **53**(4), 361 (1999).
  - [4] M. V. Berry, *Inst. Phys. Conf. Ser. No. 133* (1993)
  - [5] J. Sakhr, R. K. Bhaduri, and B. P. van Zyl, *Phys. Rev. E* **68**, 026206 (2003).
  - [6] P. Kumar, P. C. Ivanov and H. E. Stanley, <http://xxx.lanl.gov/abs/cond-mat/0303110> (2003).
  - [7] M. Wolf, *Proc. of the 8th Joint EPS-APS Int. Conf. Physics Computing'96*, eds. Borchers, P. et al, Krakw, s. 361-367 (1996).
  - [8] M. Wolf, *Physica A* **274**, 149 (1999).
  - [9] S. R. Dahmen, S. D. Prado and T. Stuermer-Daitx, *Physica A* **296**, 523 (2001).
  - [10] L. Dirichlet, *Knig. Preuss. Akad.* **34**, 45-81 (1837). Reprinted on pp. 313-342 in *Dirichlets Werke*, vol 1, Reimer, Berlin, 1889-97 and Chelsea, Bronx (NY), 1969.
  - [11] C. Bays and R. H. Hudson, *Math. Comp.* **32**, 571 (1978).
  - [12] J. E. Littlewood, *Comptes Rendus* **158**, 1869-1872 (1914).
  - [13] K. Huang, *K. Statistical Mechanics* (2nd ed. John Willey & Sons, New York, 1987).