

# Simulation of Galam's contrarian opinions on percolative lattices

D. Stauffer<sup>1</sup> and J.S. Sá Martins<sup>2</sup>

Laboratoire PMMH, Ecole Supérieure de Physique et Chimie Industrielle,  
10 rue Vauquelin, F-75231 Paris, Euroland

<sup>1</sup> Visiting from Institute for Theoretical Physics, Cologne University, D-50923 Köln, Euroland; stauffer@thp.uni-koeln.de

<sup>2</sup> Visiting from Instituto de Física, Universidade Federal Fluminense; Av. Litorânea s/n, Boa Viagem, Niterói 24210-340, RJ, Brazil; jssm@if.uff.br

Abstract: Galam's model of people voting always against the majority is shown to give for the quenched case different results than the original annealed model. For people diffusing on a lattice, Galam's phase transitions happen only at higher concentrations of people.

Galam [1] suggested a model of opinion formation with a small minority of what he called "contrarians", who always have the opinion opposite of that of the majority. He found a phase transition without contrarians such that the opinion which is initially shared by more than half of the agents after sufficiently many iterations is shared by everyone: Total polarization. With a small fraction  $a$  of contrarians the phase transition stays at  $1/2$  but leads no longer to total polarization. Above a critical fraction  $a_c = 1/6$  the phase transition vanishes, and the two possible opinions are shared each by half the agents. (Since  $a$  and  $1 - a$  seem to be equivalent we take  $a \leq 1/2$ .) Analogously, spinodal decomposition in a Glauber-kinetic Ising model gives a spontaneous magnetization of 100 percent at zero temperature  $T$ , a spontaneous magnetization below 100 % for  $0 < T < T_c$ , and no spontaneous magnetization for  $T$  above the critical temperature  $T_c$ . We now test if this analogy between contrarians and temperature remains valid if we get rid of Galam's restriction that always three people meet and form a majority opinion. Our generalization then also allows to study the effect of a bias [2], that one of the two opinions ("status quo") is taken in the case of a tie vote. The simulation methods are similar to [3].

First, we present a Monte Carlo simulation of the Galam contrarian model, for two different implementations of contrarianism. At the start, every agent has one of two possible opinions (spins)  $\pm 1$  selected randomly,

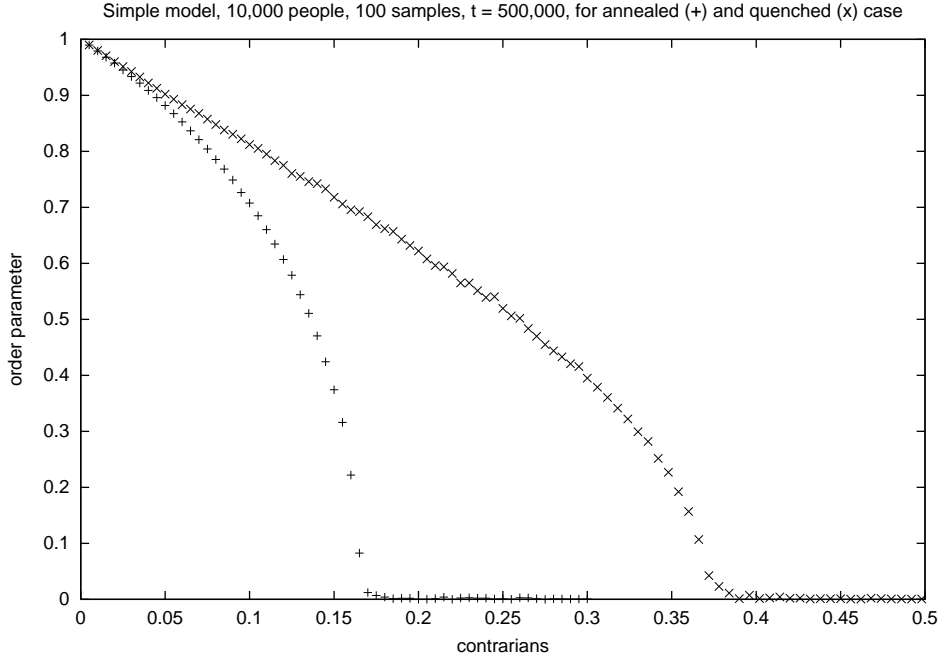


Figure 1: Comparison of annealed and quenched versions of simple Galam model. The order parameter  $M$  is the number of individuals with  $+1$  opinion minus that of  $-1$  opinion, divided by the total population.

with a given initial probability of, say, the up opinion. At each time step, 3 agents are selected at random and form a local group; their opinions are then updated accordingly to a majority rule: winner takes all, and all 3 agents have the same opinion at the end. Contrarians are those agents that disagree with the majority, and after an update end up with the minority opinion. In the annealed implementation of contrarians, for which Ref. [1] presents an analytical solution, when a local group is to have its opinion updated, a fixed fraction  $a$  of the agents is randomly chosen to be contrarian. An individual that is tossed as a contrarian in one time step may act as a non-contrarian in the next. For a more realistic quenched contrarianism version, on the other hand, a fraction  $a$  of the population is randomly selected as contrarians at the beginning of the simulation, and they keep this character throughout the dynamics.

The results, shown in Figure 1, confirm the analytically derived critical

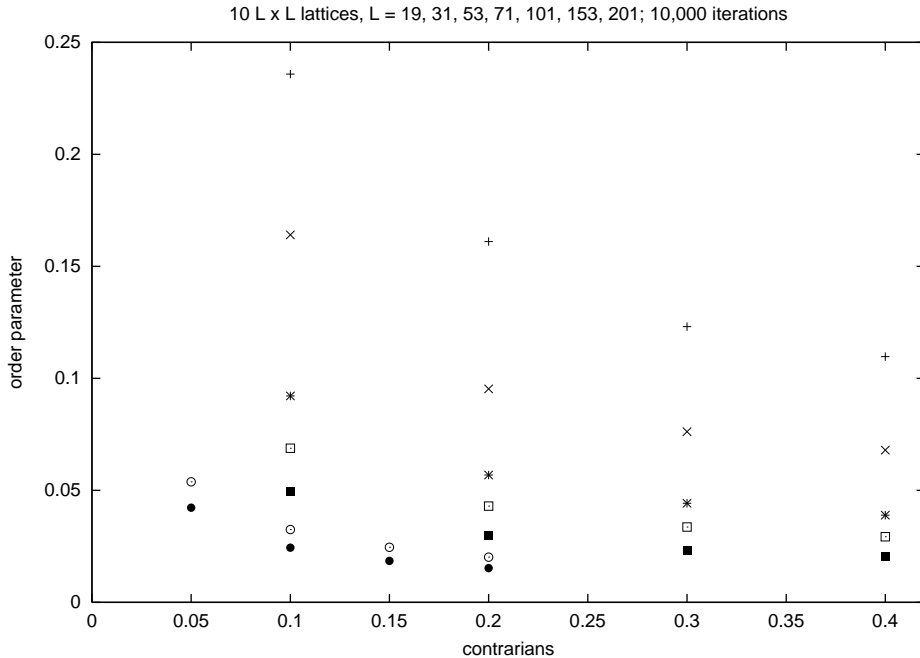


Figure 2: Order parameter  $M$  (normalized root-mean-square magnetization) versus fraction  $a$  of contrarians on square lattices of various sizes (see headline) at concentration  $1/4$ .

fraction of contrarians if these are annealed ( $a_c = 0.17$ ). Above this concentration, no majority is formed in the long run and one gets the hung scenario referred to in [1]. For the quenched version, the hung scenario is still present, but now the critical fraction of contrarians is much higher. Our estimate for its value is  $a_c = 0.39$ .

All runs had the same parameters: the total population was 10,000, results were averaged over the final 10,000 steps out of a total of 500,000 updates, and also averaged over 100 different samples, with an initial probability of the +1 opinion (up spin) equal to 0.45 as in [1].

After this simulation close to the original Galam model, we now present Monte Carlo simulations of interacting agents diffusing on a square lattice. Initially we distribute agents randomly with concentration  $x$  on a hypercubic lattice in  $d$  dimensions. Thus they form small percolative clusters with  $s = 1, 2, 3, \dots$  sites. (In Galam's analytically solved model, all clusters had

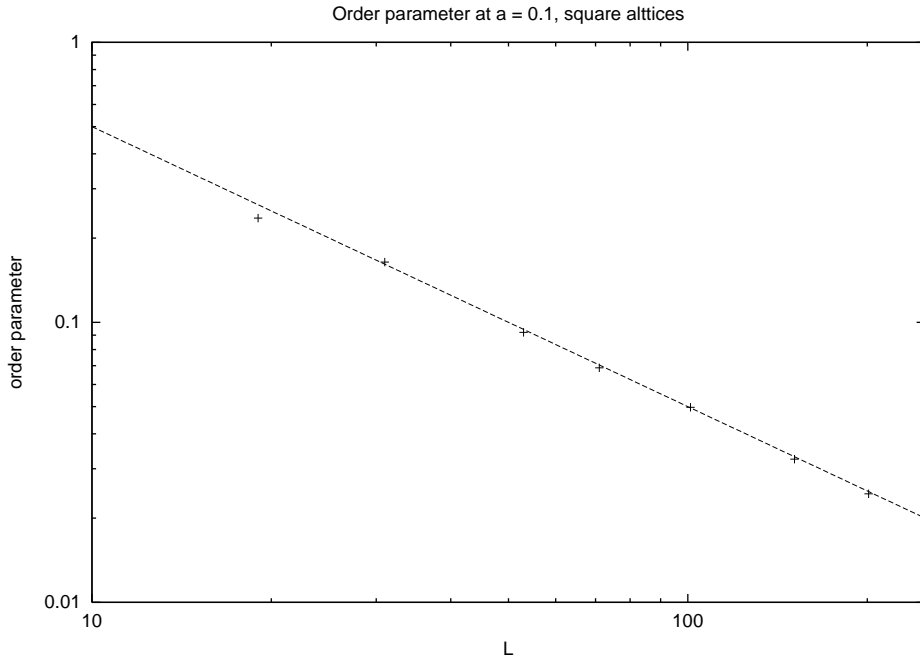


Figure 3: Log-log plot of  $M$  versus  $L$  at  $a = 0.1$  (data from Fig.1); the straight line gives  $M = 5/L$ .

the same odd number of agents, like  $s = 3$ .) Every agent has one of two possible opinions  $\pm 1$ , selected randomly, just like in the original model. At each iteration every agent makes (typically) three diffusion steps, i.e. it selects randomly one of the  $2d$  nearest neighbours and moves there if the site is empty. The moving agent carries its opinion with it. In this way a new percolative cluster distribution is formed. Then each cluster of agents determines the majority opinion within that cluster; and all agents within that cluster are then convinced by this opinion. In the case of a tie vote for even  $s$ , impossible for the  $s = 3$  case of [1] but possible in [2, 3], the majority opinion is found randomly if we simulate no bias, and it is  $-1$  or “status quo” if we simulate bias. After this exchange of opinions for all clusters, one iteration is finished and the next starts with diffusion of agents, as above.

The contrarian people are stubborn agents, forming a random fraction  $a$  of all agents, and carrying their stubbornness with them while diffusing: quenched. Their opinion is always opposite to that of the cluster to which

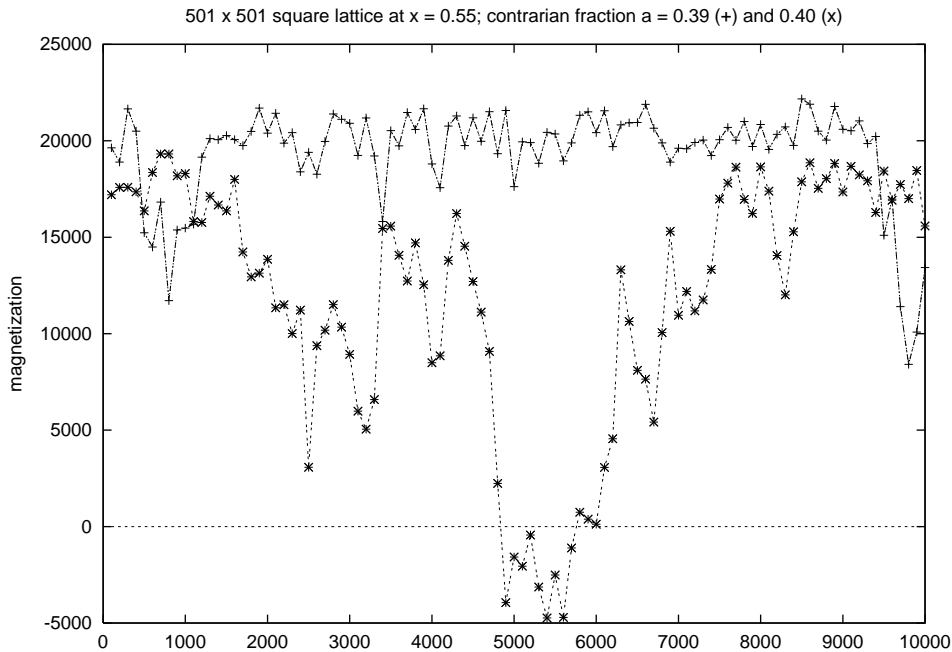


Figure 4: Time variation of the unnormalized magnetization (difference in the number of opinion + minus opinion -) for one sample of  $501 \times 501$  at  $x = 0.55$  for contrarian fractions 0.39 (+) and 0.40 (x), thus giving  $a_c \sim 0.40$ . With one or ten instead of three diffusion steps per voting step the results do not change much.

they belong, even if that opinion was determined randomly. Similar effects were simulated in the Sznajd model [4].

Our simulations without contrarians and without bias gave in all ten  $L \times L$  square lattices a complete consensus, either all opinions +1 or all opinions -1, about equally often; the average time to reach this consensus increases from 225 for  $L = 11$  to about 27,000 for  $L = 71$ . With a small fraction of contrarians on small lattices still a complete consensus is reached, but this artifact vanishes for a larger number of contrarians and a finite observation time. The “magnetization”  $m$  is the number of up opinions minus the number of down opinions and fluctuates wildly, having positive and negative values. We thus take its root-mean-square  $M$  as order parameter,  $M^2 = \langle m^2 \rangle / L^d$  where the brackets indicate a time average. We also average  $M$  in Fig. 2 over

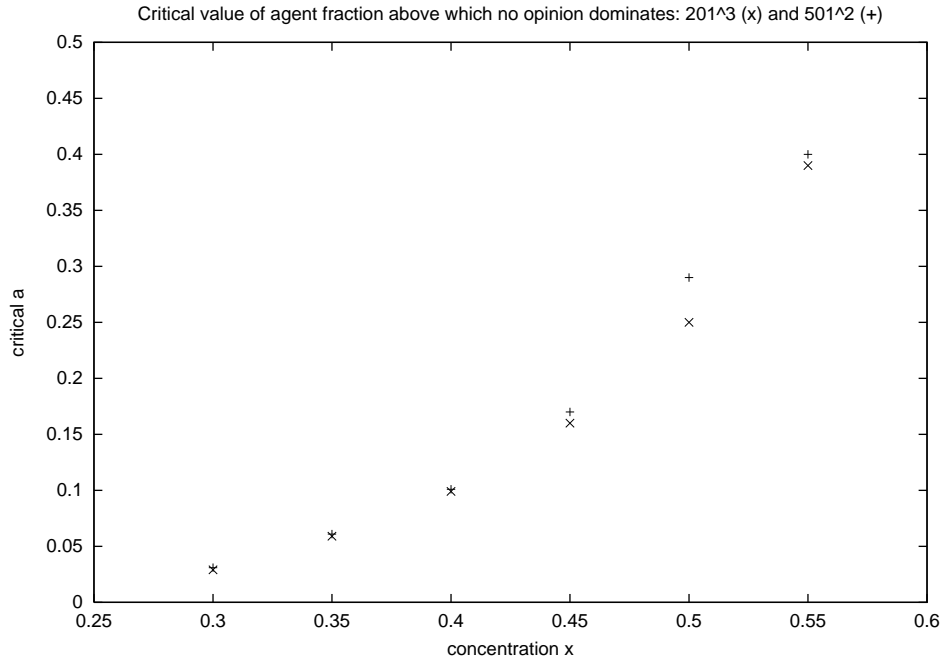


Figure 5: Critical contrarian fraction  $a_c$  above which no opinion dominates, versus agent concentration  $x$  on  $501 \times 501$  (+) and  $201 \times 201$  (x) square lattices.

all time intervals and samples. Fig. 3 repeats some of these data to show that  $M$  vanishes as  $1/L$ , as is expected from fluctuations in finite two-dimensional systems. Thus for  $x = 1/4$  this percolation model does not show a positive order parameter like a spontaneous magnetization, for small  $a$ , and thus also no upper critical fraction of contrarians, in contrast to the simple model of [1].

An entirely different picture evolves if the concentration  $x$  of agents on the square lattice is doubled from  $x = 1/4$  to  $x = 1/2$ . Now, starting from half the opinions up and half down, after thousands of iterations a wide consensus evolves: one opinion is much more frequent than the other; thus we have ferromagnetism in the Ising-model analogy, for not too large temperature (= contrarian fraction  $a$ ). Then it is more practical to start with 90 percent of the opinions up and 10 percent down and to check whether this initial majority survives (ferromagnetism) or is replaced by about equal numbers

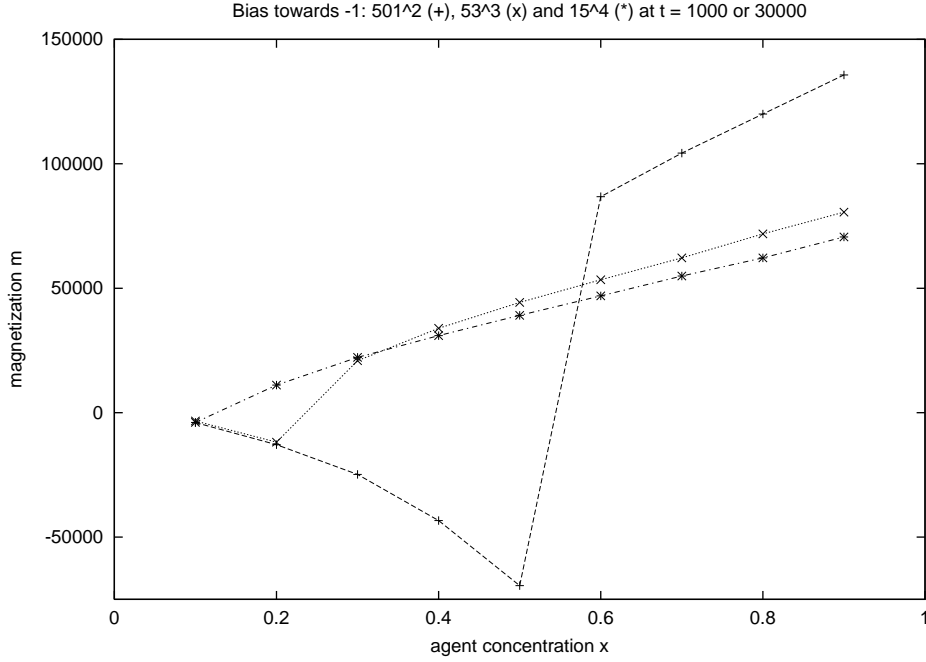


Figure 6: Unnormalized magnetization  $m$  after 1000 iterations with bias, versus agent concentration  $x$ , at fixed contrarian fraction  $a = 1/5$  in two, three and four dimensions

of  $+1$  and  $-1$ . Fig. 4 shows an example of how we determined the critical  $a_c$ , and Fig. 5 summarizes the resulting phase diagram  $a_c(x)$ : Similar to a dilute Ising model, we have ferromagnetism (widespread consensus) only above some minimum agent concentration  $x \simeq 0.3$  and then only for low enough contrarian fractions  $a$ . (This method of starting with positive order parameters and watching them changing their signs works if the system size goes to infinity for a fixed long observation time.)

For  $x$  above the percolation threshold of 0.593 we find ferromagnetism with small fluctuations in the magnetization, except near  $a = 1/2$  (not shown); apparently the initial orientation of the infinite cluster dominates the system.

For three dimensions, at  $x = 1/10$  the critical contrarian fraction is about 0.03 while at  $x = 1/6$  it is near 0.09; in four dimensions the corresponding  $a_c$  values are 0.09 and 0.26.

Very different are the results when the bias is switched on, such that a cluster with evenly divided opinions always agrees on the status quo ( $-1$ ). Starting again with 90% of the votes at  $+1$ , we arrive at a majority for  $-1$  at low concentrations  $x$ , while for  $x$  above the percolation threshold the majority stays at  $+1$ , as shown in Fig. 6.

In summary, only for large enough agent concentrations  $x$ , but below the percolation threshold, do our results look similar to those of Galam [1]. The infinite cluster for  $x$  above the percolation threshold prevents the emergence of another opinion and might be interpreted as a dictatorship.

**Acknowledgements:** We thank PMMH at ESPCI for the warm hospitality and Sorin Tănase-Nicola for help with the computer facilities. JSSM acknowledges funding from the Brazilian agencies CNPq and FAPERJ.



## References

- [1] S. Galam, eprint cond-mat/0307404
- [2] S. Galam, Eur. Phys. J. B 25, 403 (2002)
- [3] D. Stauffer, Int. J. Mod. Phys. C 13, 975 (2002)
- [4] Sznajd-Weron K, and Sznajd, J., Int. J. Mod. Phys. C 11, 1157 (2000);  
J. Schneider, poster at Sociophysics conference, Bielefeld, May 2002.