

Magnetic field effect on tunnel ionization of deep impurities by terahertz radiation

S.D. Ganichev^{1,2}, S.N. Danilov¹, M. Sollinger¹,
J. Zimmermann¹, A.S. Moskalenko², V.I. Perel², I.N. Yassievich²,
C. Back¹ and W. Prettl¹

¹ *Universität Regensburg, D 93040 Regensburg, Germany*

² *A.F.Ioffe Physico-Technical Institute, St. Petersburg, Russia*

August 10, 2017

Abstract

A suppression of tunnelling ionization of deep impurities in terahertz frequency electric fields by a magnetic field is observed. It is shown that the ionization probability at external magnetic field, \mathbf{B} , oriented perpendicular to the electric field of terahertz radiation, \mathbf{E} , is substantially smaller than that at $\mathbf{B} \parallel \mathbf{E}$. The effect occurs at low temperatures and high magnetic fields.

Name and contact information of corresponding author:

S.D. Ganichev
Institut für Exp. und Angew. Physik
Universität Regensburg
D-93040 Regensburg, Germany
Phone: +49-(941) 943-2050, Fax: +49-(941) 943-4223
e-mail: sergey.ganichev@physik.uni-regensburg.de

1 Overview

Tunneling ionization of deep centers in a terahertz field of high-intensity far-infrared laser radiation, with photon energies tens of times lower than the impurity binding energies has been investigated in great detail during the last decade [1]. In contrast to tunneling ionization of atoms, where only electron tunneling takes place, ionization of impurities in solids is accomplished by two simultaneous processes: electron tunneling through the potential well formed by the attractive force of the impurity and the externally applied electric field and the redistribution of the vibrational system by defect tunneling. At very high radiation electric field strengths direct tunneling may occur without involving phonons.

The tunneling probability is independent on the radiation frequency up to very high frequencies. In this quasi-static regime, electrons tunnel at constant energy in a time much shorter than the reciprocal radiation frequency ω^{-1} . At higher frequencies, however, tunneling probability drastically increases in comparison to the tunneling in *dc* field of the same field strength. In such a high-frequency regime electrons can absorb energy from the radiation field during tunneling leaving the barrier at higher energy. By this the effective width of the tunneling barrier is reduced and, thus, the tunneling probability enhanced.

In a semiclassical approach defect tunneling takes place from the adiabatic potential corresponding to the impurity bound state to the state where the carrier is detached from the impurity. The tunneling probability is controlled by the Büttiker-Landauer tunneling time [2] τ which is a function of temperature. The transition from frequency independent tunneling in a classical electric field to fully quantized multi-photon transitions occurs in the terahertz range and may be explored applying high-power far-infrared lasers. The borderline is given by $\omega\tau = 1$ where ω is the radiation frequency.

These considerations are based on semiclassical theory where the carriers have a classical trajectory. In this case the tunneling probability is expected to be affected by the strength and the orientation of an external magnetic field. For electron tunneling through static potential barriers this effect was theoretically investigated in [3] and observed in quantum well structures [4]. The theory has been extended for phonon-assisted tunneling ionization of deep impurities in *dc* electric fields [5] and in high frequency alternating fields [6, 7] showing that also in the case of phonon-assisted tunneling, even in the high-frequency regime, the carrier emission is suppressed by an external magnetic field ($\mathbf{B} \perp \mathbf{E}$). In this work we give evidence for the applicability of the semiclassical model to tunneling assisted by phonons which is concluded from the experimental observation of the suppression of tunneling probability by an external magnetic field oriented perpendicular to the carrier trajectory.

2 Tunneling in alternating fields

We have shown in [1] that the probability of phonon assisted tunneling depends on the strength of \mathbf{E} , an oscillating electric field of frequency ω :

$$e(E) \propto \exp \left[\frac{E^2}{(E_c^*)^2} \right] \quad \text{with} \quad (E_c^*)^2 = \frac{3m^*\hbar}{e^2(\tau^*)^3} \quad (1)$$

with electron effective mass m^* and

$$(\tau^*)^3 = \frac{3}{4\omega^3}(\sinh(2\omega\tau) - 2\omega\tau) \quad (2)$$

The frequency dependence of the tunneling process is controlled by $\omega\tau$ where the tunneling time τ depends on temperature: $\tau = \hbar/2kT \pm \tau_1$. Here τ_1 is of the order of the period of the impurity vibration and plus and minus correspond to substitutional and auto-localized impurities, respectively [8]. It follows from Eq. (2) that for $\omega\tau \ll 1$ the effective time τ^* gets equal to the tunneling time τ yielding a well known formula of phonon assisted tunneling in the quasi-static regime [1].

In the presence of an external magnetic field oriented perpendicular to the electric field of radiation the functional dependence of the probability on the electric field strength remains unchanged, however the value of the effective time τ^* becomes dependent on the magnetic field strength. An increase of the cyclotron frequency $\omega_c = eB/m^*$ over the reciprocal tunneling time results in the decrease of the tunneling probability. The suppression of the tunneling probability occurs in both frequency ranges, at low frequencies, when tunneling is independent of radiation frequency, as well as at high frequencies when the tunneling probability increases drastically with rising frequency. The effect of a magnetic field \mathbf{B} on tunneling is strongest if it is oriented normal to the radiation electric field \mathbf{E} and vanishes if $\mathbf{B} \parallel \mathbf{E}$. For the ionization probability we again obtain an exponential dependence on the square of the electric field strength in the form of Eq. (1), however, now the effective time τ^* depends on the magnetic field strength:

$$(\tau^*)^3 = \frac{3\omega_c^2}{(\omega^2 - \omega_c^2)^2} \left\{ \int_0^\tau \left(-\cosh \omega\tau' + \frac{\omega_c \sinh \omega\tau}{\omega \sinh \omega_c\tau} \cosh \omega_c\tau' \right)^2 d\tau' + \int_0^\tau \left(\frac{\omega}{\omega_c} \sinh \omega\tau' - \frac{\omega_c \sinh \omega\tau}{\omega \sinh \omega_c\tau} \sinh \omega_c\tau' \right)^2 d\tau' \right\}. \quad (3)$$

In Fig. 1 the calculated impurity ionization probability is plotted as a function of E^2 for various magnetic field strengths showing the drop of the carrier emission rate with increasing \mathbf{B} . The data are presented for two different values of $\omega\tau$ representing the quasi-static and the high-frequency regimes.

3 Experimental Technique and Results

The experiments were carried out on mercury doped germanium in the temperature range of 10 K to 70 K. Tunneling ionization has been achieved by far-infrared laser radiation with photon energies much smaller than the thermal impurity ionization energy $\varepsilon_T = 90$ meV. The radiation source was a pulsed far-infrared molecular laser optically pumped by a TEA-CO₂ laser. Operating the optically pumped laser with NH₃ and CH₃F as active gases, 40 ns pulses with intensity up to 2 MW/cm² have been obtained at wavelengths of 148 μ m and 496 μ m. The ionization probability has been measured by detecting photoconductivity [1]. To apply a small probe voltage to the

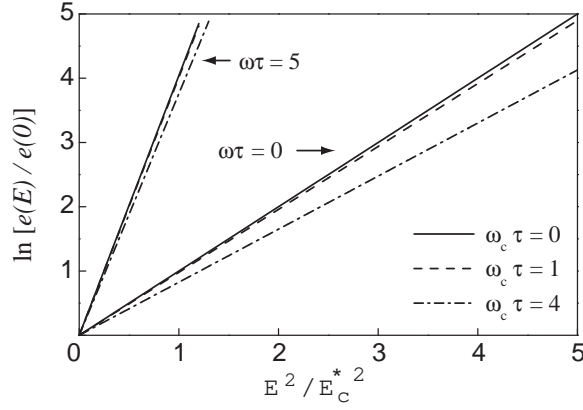


Figure 1: $\ln[e(E)/e(0)]$ as a function of E^2/E_c^{*2} for different $\omega\tau$ and $\omega_c\tau$ calculated after Eqs. (1), (2) and (3) for a magnetic field normal to the electric field; ω and ω_c are the radiation frequency and the cyclotron frequency, respectively. Here the parameter $\omega\tau$ controls the frequency dependence of tunneling while $\omega_c\tau$ reflects the influence of the magnetic field.

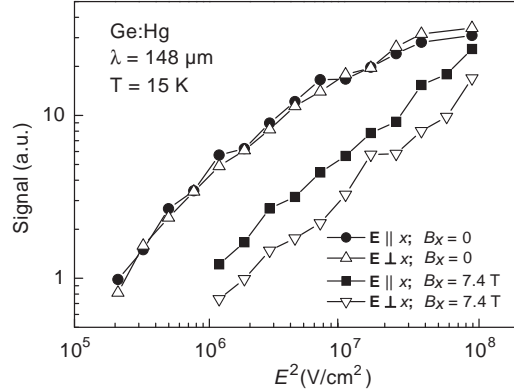


Figure 2: Photoconductive signal for Ge:Hg as a function of E^2 for different magnetic field strengths B_x and orientations.

sample two ohmic contacts along x direction were prepared. An external magnetic field \mathbf{B} up to 7.5 T has been applied along x . The ionization probability as a function of the radiation intensity $I \propto E^2$ has been obtain for $\mathbf{E} \parallel B_x$ and $\mathbf{E} \perp B_x$ for different magnetic field strengths. In addition the magnetic field dependence of the signal has been determined for constant intensity. The orientation between the external magnetic field B_x and the electric field \mathbf{E} of linearly polarized terahertz radiation has been changed by means of a $\lambda/2$ crystal quartz plate.

In Fig. 2 the dependence of the photoconductive signal being proportional to the ionization probability on the square of the electric field strength of the radiation is plotted for $B = 0$ and $B = 7.4$ T. Results are presented for a temperature of 15 K and $\lambda = 148 \mu\text{m}$. These measurements show that at zero magnetic field the ionization proba-

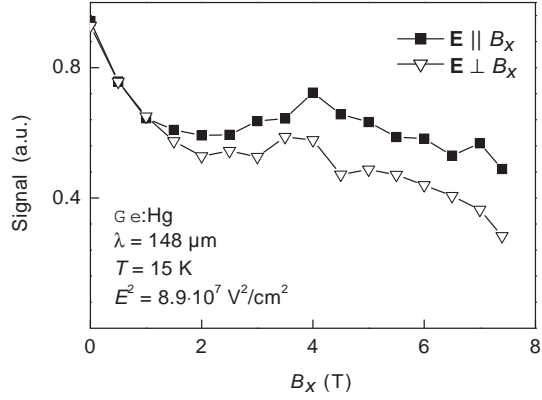


Figure 3: Photoconductive signal as a function of magnetic field strength for two polarizations: $\mathbf{E} \perp B_x$ and $\mathbf{E} \parallel B_x$ in the high-frequency limit ($\omega\tau > 1$).

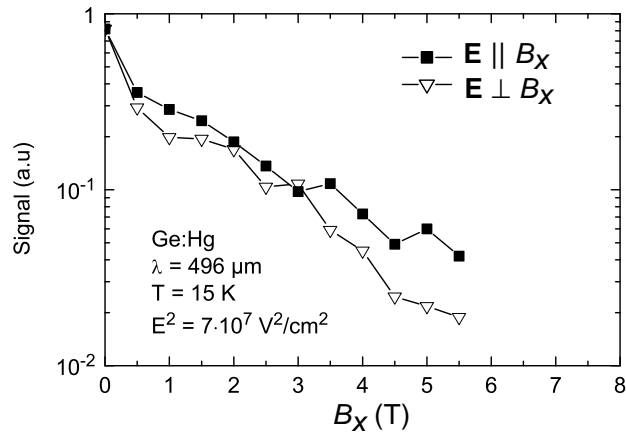


Figure 4: Photoconductive signal as a function of magnetic field strength for two polarizations: $\mathbf{E} \perp B_x$ and $\mathbf{E} \parallel B_x$ in the quasi-static limit ($\omega\tau < 1$).

bility is independent on the electric field orientation. At high magnetic fields, however, the signal for $\mathbf{E} \perp B_x$ drops significantly below that of $\mathbf{E} \parallel B_x$. This suppression of the tunneling probability can also be seen in the magnetic field dependence of the photoconductive signal shown in Fig. 3 and 4. The effect of tunneling suppression occurs only at low temperatures where, on the one side, practically all carriers are frozen out on the impurities and on the other side the tunneling time assumes high values [1]. At high temperatures the effect of free carrier absorption interferes with the change of conductivity by tunneling ionization. Therefore no suppression of the signal could be observed. Tunneling suppression has been observed in both regimes, the quasi-static limit ($\omega\tau < 1$) at $496 \mu\text{m}$ (Fig. 3) and in the high-frequency limit ($\omega\tau > 1$) obtained by the excitation with radiation of $148 \mu\text{m}$ (Fig. 4).

In summary, our present observation shows that for $\mathbf{B} \perp \mathbf{E}$ the magnetic field deflects the carriers, which increases the length of the tunneling trajectory. Thus, a magnetic field reduces the ionization probability if the cyclotron frequency becomes larger than the reciprocal tunneling time. Experimental findings are in good agreement with the developed theory of phonon-assisted tunneling ionization of deep impurities in the presence of a magnetic field.

References

- [1] S.D. Ganichev, I.N. Yassievich, and W. Prettl, J. Phys.: Condens. Matter **14**, R1263-R1295 (2002)
- [2] R. Landauer and Th. Martin, Rev. Mod. Phys. **66**, 217 (1994).
- [3] L.P. Kotova, A.M. Perelomov, and V.S. Popov, Sov. JETP **27**, 616 (1968).
- [4] L. Eaves, K.W.H. Stevens, and F.W. Sheard, in: *The physics and fabrication of microstructures and microdevices*, editors M.J. Kelly and C. Weisbuch, p. 343-349, Springer-Verlag, Berlin 1986.
- [5] V.I. Perel, I.N. Yassievich, JETP Lett. **68**, 804 (1998).
- [6] A.S. Moskalenko, S.D. Ganichev, V.I. Perel, and I.N. Yassievich, Physica B **273-274**, 1007 (1999).
- [7] A.S. Moskalenko, V.I. Perel, and I.N. Yassievich, JETP **90**, 217 (2000).
- [8] S.D. Ganichev, J. Diener, I.N. Yassievich, W. Prettl, B.K. Meyer, and K.W. Benz, Phys. Rev. Lett. **75**, 1590 (1995).