

Ground state phase diagram of 2D electrons in high magnetic field

Naokazu Shibata¹ and Daijiro Yoshioka

Department of Basic Science, University of Tokyo, Komaba 3-8-1, Tokyo 153-8902, Japan

Abstract

The ground state phase diagram of two-dimensional electrons in high magnetic field is studied by the density matrix renormalization group (DMRG) method. The low energy excitations and pair correlation functions in Landau levels of $N = 0, 1, 2$ are calculated for wide range of fillings. The obtained results for systems with up to 25 electrons confirm the existence of various electronic states in quantum Hall systems. The ground state phase diagram for $N = 0, 1, 2$ consisting of incompressible liquids, compressible liquids, charge density waves called stripe, bubble and Wigner crystal is determined.

Key words: Phase diagram, Stripe, Bubble, Wigner crystal, Laughlin state, DMRG

PACS: 73.43.Cd, 71.10.Pm, 73.20.Qt, 73.40.Kp

1. Introduction

In ideal two-dimensional systems the kinetic energy of electrons is completely quenched by perpendicular magnetic field and the macroscopic degeneracy in the partially filled Landau level is lifted only by Coulomb interaction. The Coulomb interaction projected onto the lowest Landau level has strong short range repulsion and the Laughlin state is realized at $\nu = 1/(2n + 1)$ [1]. In the limit of low filling $\nu \rightarrow 0$, however, the electrons are equivalent to classical point particles and the ground state is Wigner crystal. There exists competition between the quantum liquid and Wigner crystal, and the determination of the phase diagram with respect to the filling factor ν has been an interesting subject. On the other hand, in higher Landau levels, the short range repulsion is reduced because one-particle eigenstates of the electrons extend

over space. The Laughlin state is no longer realized in high Landau levels. Instead, CDW states called stripe and bubble are predicted in the Hartree-Fock theory[2]. Indeed, anisotropic resistivity consistent with the formation of the stripe state has been observed experimentally[3]. Thus there is another interesting evolution of the ground state when we increase the Landau level index N .

In the present study, we investigate the ground state of 2D electrons for wide range of filling by using the density matrix renormalization group (DMRG) method, and determine the phase diagram for Landau levels of $N = 0, 1, 2$. Part of the results has already been published[4,5]. Here we further investigate the stability of the stripe state in the lowest Landau level around $\nu = 3/8$ [5], whose period of the stripes is much shorter than that obtained in the composite fermion theory[6], and show that a transition to a liquid state takes place when the width of two-dimensional system becomes several times larger than the magnetic length.

¹ Corresponding author. E-mail: shibata@phys.c.u-tokyo.ac.jp

2. Model and method

We use the Hamiltonian of the ideal two-dimensional system in a perpendicular magnetic field, which contains only Coulomb interaction,

$$H = \sum_{i < j} \sum_{\mathbf{q}} e^{-q^2/2} [L_N(q^2/2)]^2 V(q) e^{i\mathbf{q} \cdot (\mathbf{R}_i - \mathbf{R}_j)}, \quad (1)$$

where the Coulomb interaction is projected onto the Landau level of index N , and \mathbf{R}_i is the guiding center coordinate of the i th electron, which satisfies the commutation relation, $[R_j^x, R_k^y] = i\ell^2 \delta_{jk}$. $L_N(x)$ are the Laguerre polynomials and the magnetic length ℓ is set to be 1. We assume completely spin polarized ground state and neglect the electrons in fully occupied Landau levels.

In order to determine the ground state phase diagram, we need to systematically calculate the ground state at various fillings ν without any artificial biases. For this purpose we employ the DMRG method[7], which enables us to obtain essentially the exact ground state for large size of systems extending the limitation of the exact diagonalization method. In the DMRG method we iteratively expand the size of system by adding new local orbitals with restricting the number of basis states using the density matrix calculated from the ground state wave function. The truncation error in the DMRG calculation is estimated from the eigenvalues of the density matrix and accuracy of the results is systematically improved by increasing the number of basis states retained in the system.

In the present study we calculate the ground state for various size of systems with up to 25 electrons in the unit cell of $L_x \times L_y$ with periodic boundary conditions in both x and y directions. We choose the aspect ratio L_x/L_y by searching an energy minimum with respect to L_x/L_y to avoid artificial determination of CDW structure. The truncation error in the DMRG calculation is typically 10^{-4} for 25 electrons with 180 states in each block. The existing results of exact diagonalizations are completely reproduced within the truncation error. Since the present Hamiltonian has the particle-hole symmetry, we only consider the case of $\nu_N \leq 1/2$, where ν_N is the filling factor of partially filled Landau level of index N .

We identify the ground state by analyzing the low energy excitations and the pair correlation functions

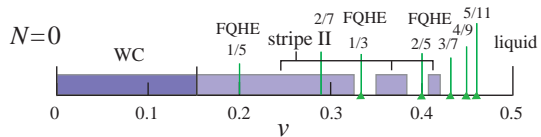


Fig. 1. The ground state phase diagram of the lowest Landau level obtained by the DMRG calculation[5].

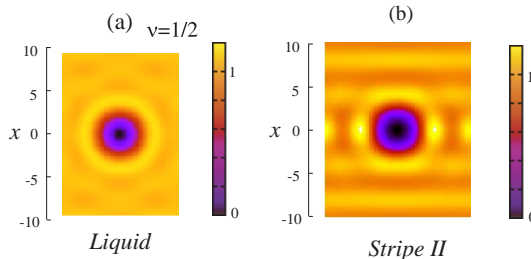


Fig. 2. Pair correlation functions $g(\mathbf{r})$ of (a) compressible liquid state at $\nu = 1/2$, (b) type-II stripe state at $\nu = 0.37$ in the lowest Landau level.

defined by

$$g(\mathbf{r}) \equiv \frac{L_x L_y}{N_e(N_e - 1)} \langle \Psi | \sum_{i \neq j} \delta(\mathbf{r} + \mathbf{R}_i - \mathbf{R}_j) | \Psi \rangle, \quad (2)$$

where $|\Psi\rangle$ is the ground state.

3. Results

In the lowest Landau level, the pair correlation functions and the size dependence of the excitation gap show the existence of fractional quantum Hall states at various ν [8,9] as shown in Fig. 1. We have calculated low energy excitations of various systems with up to 25 electrons and confirmed that the excitation gap at $\nu = n/(2n+1)$ decreases with increasing n . At $\nu = 1/2$ the size dependence of the excitation gap is different from that observed at $\nu = n/(2n+1)$, and the gap seems to vanish in the limit of large system[5]. The pair correlation function at $\nu = 1/2$ confirms liquid ground state as shown in Fig. 2 (a). The effective mass m^* of composite fermions estimated from the size dependence of the excitation gap is about 5 in units of $\epsilon\ell/e^2$, which is almost consistent with the previous study of the exact diagonalizations on sphere geometry[10].

Below $\nu \sim 0.42$, we find CDW states between the incompressible states at $\nu = n/(2n+1)$. As shown in Fig. 2 (b), the pair correlation function has stripe

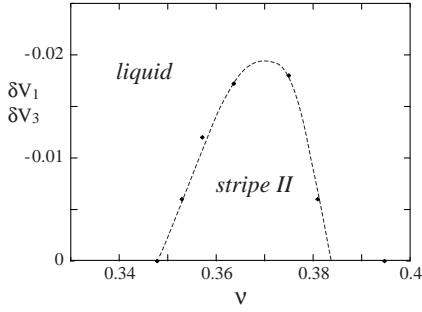


Fig. 3. Phase diagram of type II stripe state around $\nu = 3/8$ in the lowest Landau level. $\delta V_1 = \delta V_3 = 0$ corresponds to the ideal 2D system. δV_1 and δV_3 are chosen to be the same. The broken line is a guide for the eyes.

structure[11] but it shows clear oscillations from the origin along the stripe. This structure is different from the stripes in higher Landau levels near half filling, and we refer this new state as type II stripe state (stripe II) [5].

In order to investigate the stability of this stripe state, we slightly decrease the short range components of the effective interaction represented by the Haldane's pseudo potentials, V_1 and V_3 [12]. The obtained ground state around $\nu = 3/8$ is summarized in Fig. 3. With decreasing V_1 and V_3 , we find a transition to a liquid state. Such decrease in the short range pseudo potentials is realized in real systems, which have finite width perpendicular to the two-dimensional plane. Since a few percent decrease ($\delta V_3 \sim -0.02$) corresponds to a width of several times the magnetic length [13], the stripes in the lowest Landau level are not realized in wide quantum wells and under high magnetic fields. This stripe state may be related to the reentrant insulating phase above $\nu = 1/3$ recently observed in a narrow quantum well[14].

With further decreasing ν , the CDW structure is enhanced, and the first order transition to Wigner crystal takes place at $\nu \sim 1/7$ [5,15]. At $\nu = 1/5$ the short range pair correlation function is similar to that of the CDW state around $\nu = 1/5$ but the ground state continuously connects to the Laughlin state, which is an exact ground state in the limit of large V_1 and V_3 [5].

In the second lowest Landau level, various ground states are obtained as shown in Fig. 4. At $\nu_N = 1/2$, we have systematically calculated low energy excitations and pair correlation functions for various Haldane's pseudo-potentials. As shown in Fig. 5 (a), the ground

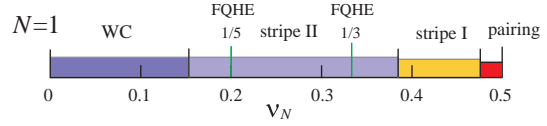


Fig. 4. The ground state phase diagram of the second-lowest Landau level obtained by the DMRG calculation[5].

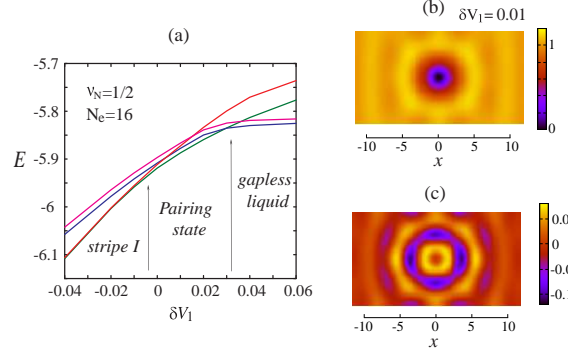


Fig. 5. (a) Low energy spectrum at $\nu_N = 1/2$ in the second lowest Landau level. (b) Pair correlation function at $\delta V_1 = 0.01$. (c) Difference in $g(\mathbf{r})$ between pairing state at $\delta V_1 = 0.01$ and gapless liquid state at $\delta V_1 = 0.06$, $g(\mathbf{r})_{\delta V_1=0.01} - g(\mathbf{r})_{\delta V_1=0.06}$.

state around $\delta V_1 = 0$ is different from neither stripe state in higher Landau levels nor compressible liquid state in the lowest Landau level. The pair correlation function is consistent with the pairing formation[16,17] as shown in Figs. 5 (b) and (c), where Fig. 5 (c) shows the difference in $g(\mathbf{r})$ from gapless liquid state at $V_1 = 0.06$, $g(\mathbf{r})_{\delta V_1=0.01} - g(\mathbf{r})_{\delta V_1=0.06}$. Between $\nu_N \sim 0.47$ and 0.38 the stripe ground state is obtained. The correlation function is similar to that observed in higher Landau levels, which we call type I stripe state, but the amplitude of the stripes is 50% smaller and the period is 30% shorter than those observed in $N = 2$ Landau level. Below $\nu_N = 0.38$, the ground state correlation functions become similar to the type II stripe state obtained in the lowest Landau level. At $\nu_N = 1/3$ the ground state correlation function seems to be quite different from that of the Laughlin state in the lowest Landau level. However the ground state continuously connects to the Laughlin state[5]. The excitation gap is very small and the pair correlation function near the origin is enhanced from that of the Laughlin state. This is due to the large reduction of the short range repulsion V_1 in the second lowest Landau level. On the other hand, the ground state at $\nu_N = 1/5$ is almost identical

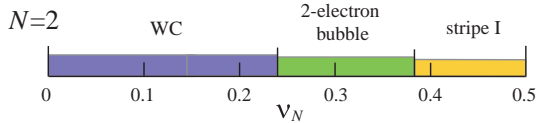


Fig. 6. The ground state phase diagram of the third-lowest Landau level obtained by the DMRG calculation[4].

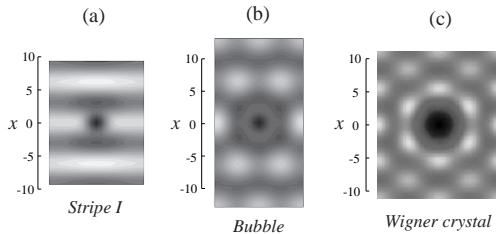


Fig. 7. Pair correlation function of (a) type I stripe state, (b) two-electron bubble state, and (c) Wigner crystal.

to that in the lowest Landau level, because V_3 in the second lowest Landau level is slightly larger than that of the lowest Landau level. The ground state at low fillings is almost the same to that in the lowest Landau level, and the first order transition to Wigner crystal is expected at $\nu_N \sim 1/7$ [5].

The ground state phase diagram in the third lowest Landau level is presented in Fig. 6[4]. Between $\nu_N = 1/2$ and 0.38, the type I stripe state shown in Fig. 7 (a) is obtained. The amplitude of the stripes is much larger and the period is longer than those of stripes in the second lowest Landau level. Between $\nu_N = 0.38$ and 0.24, the two-electron bubble state shown in Fig. 7 (b) is found. Since the correlation function sharply changes at the phase boundary, the transition between the stripe state and the bubble state is expected to be first order. With further decreasing ν_N , the bubble state becomes unstable and different ground state characterized by Wigner crystal is realized[4].

4. Summary

In the present paper we have studied the ground state of 2D electrons in Landau levels of $N = 0, 1, 2$ by using the DMRG method. From the analysis of the pair correlation functions and low energy excitations, we have determined the phase diagram consisting of various quantum liquids and CDW states. In particular

we have found the stripe state in the lowest Landau level, which is realized only when the width of two-dimensional system is smaller than several times the magnetic length.

References

- [1] R.B. Laughlin: Phys. Rev. Lett. **50** (1983) 1395.
- [2] A.A. Koulakov, M.M. Fogler, and B.I. Shklovskii: Phys. Rev. Lett. **76** (1996) 499; M.M. Fogler, A.A. Koulakov, and B.I. Shklovskii: Phys. Rev. B **54** (1996) 1853.
- [3] M.P. Lilly, K.B. Cooper, J.P. Eisenstein, L. N. Pfeiffer, and K. W. West: Phys. Rev. Lett. **82** (1999) 394.
- [4] N. Shibata and D. Yoshioka: Phys. Rev. Lett. **86** (2001) 5755; D. Yoshioka and N. Shibata: Physica E **12** (2002) 43.
- [5] N. Shibata and D. Yoshioka: J. Phys. Soc. Jpn. **72** (2003) 664.
- [6] S.-Y. Lee, V.W. Scarola, and J.K. Jain: Phys. Rev. B **66** (2002) 085336.
- [7] S.R. White: Phys. Rev. Lett. **69** (1992) 2863; Phys. Rev. B **48** (1993) 10345.
- [8] J.K. Jain: Phys. Rev. Lett. **63** (1989) 199; Phys. Rev. B **40** (1989) 8079.
- [9] B.I. Halperin, P.A. Lee, and N. Read: Phys. Rev. B **47** (1993) 7312.
- [10] M. Onoda, T. Mizusaki, T. Otsuka, and H. Aoki: Phys. Rev. Lett. **84** (2000) 3942.
- [11] We note that the period of the stripes about $4l$ shown in Fig. 2 (b) is different from that predicted in the composite fermion theory of $10l$ [6] at $\nu = 3/8$.
- [12] F.D.M. Haldane and E.H. Rezayi: Phys. Rev. Lett. **54** (1985) 237.
- [13] M.W. Ortalano, S. He, and S. Das Sarma: Phys. Rev. B **55** (1997) 7702.
- [14] I. Yang, W. Kang, S.T. Hannahs, L.N. Pfeiffer, and K.W. West: cond-mat/0302467
- [15] P.K. Lam and S.M. Girvin: Phys. Rev. B **30** (1984) 473; Kun Yang, F.D.M. Haldane, and E.H. Rezayi: Phys. Rev. B **64** (2001) 081301.
- [16] F.D.M. Haldane and E.H. Rezayi: Phys. Rev. Lett. **60** (1988) 956; M. Greiter, X.G. Wen, and F. Wilczek: Phys. Rev. Lett. **66** (1991) 3205; G. Moore and N. Read: Nucl. Phys. B **360** (1991) 362.
- [17] R. H. Morf: Phys. Rev. Lett. **80** (1998) 1505; E.H. Rezayi and F.D.M. Haldane: Phys. Rev. Lett. **84** (2000) 4685.