

Ground state order and spin-lattice coupling in tetrahedral spin systems $\text{Cu}_2\text{Te}_2\text{O}_5\text{X}_2$

M.Prestar,^{1,*} A.Smoutara,^{1,†} I.Živković,¹ A.Bilušić,¹ D.Drobac,¹ H.Berger,² and F.Bussy³

¹*Institute of Physics, P.O.B.304, HR-10 000, Zagreb, Croatia*

²*Institut de Physique de la Matière Complexe, EPFL, CH-1015 Lausanne, Switzerland*

³*Institute of Mineralogy and Geochemistry BFSH-2,
University of Lausanne, CH-1015 Lausanne, Switzerland*

(Dated: May 22, 2019)

High-resolution ac susceptibility and thermal conductivity measurement on $\text{Cu}_2\text{Te}_2\text{O}_5\text{X}_2$ ($\text{X}=\text{Br}, \text{Cl}$) single crystals are reported. Br-sample reveals a spin-singlet ground state, with a spin gap $\Delta=30\text{K}$. In the temperature range of 3D magnetic transition of Cl-samples there is almost isotropic behavior of susceptibility, inconsistent with antiferromagnetic transition. Thermal conductivity studies reveal the presence of tremendous spin-lattice coupling characterizing Cl- but not Br-sample. It is concluded that cooperative contributions of both structural/orbital and magnetic degrees of freedom stabilize the singlet ground state in Cl-sample.

PACS numbers: 775.10.Jm, 75.40.Cx, 75.45.+j

In quantum magnets a nonmagnetic spin singlet ground state, an intriguing hallmark of their quantum nature, and a sizeable reduction of the range of magnetic correlations, are two inseparable phenomena [1]. Thus, unlike classical spins systems, characterized by some kind of low-temperature magnetic long range order, quantum magnetic systems may reveal just a short range ordered -a spin liquid- ground state [1], separated by a spin gap from the excitation spectrum. However, the presence of a gap in properties of real physical quantum system, does not necessarily grant a short-range ordered nonmagnetic singlet ground state: from various reasons a long-range ordered ground states are even more frequent in known quantum magnets [2].

Addressing the general problem of ground-state order we report in this work our studies on recently discovered [3] copper telluride $\text{Cu}_2\text{Te}_2\text{O}_5\text{X}_2$ systems (where $\text{X}=\text{Cl}$ or Br), attracting a lot of attention [4, 5, 6]. These systems belong to a category of Cu^{2+} , $S=1/2$, quantum magnets featuring antiferromagnetic (AF) Heisenberg interaction and a rich variety of quantum spin phenomena [2]. Both $\text{Cu}_2\text{Te}_2\text{O}_5\text{Br}_2$ and $\text{Cu}_2\text{Te}_2\text{O}_5\text{Cl}_2$ integrates a common magnetic building block, tetrahedral clusters of $S=1/2$ spins. The $\text{Cu}_2\text{Te}_2\text{O}_5\text{X}_2$ systems thus combine intrinsic magnetic low-dimensionality (related to the quasi-zero-dimensional contribution of weakly interacting clusters) and built-in frustration (related to tetrahedral topology). There is a common opinion that the full spectrum of properties may be reconstructed by including additional -inter-tetrahedral- magnetic interactions into the isolated-clusters model Hamiltonian [5, 6]. Even unperturbed, the model of isolated clusters comprises intriguing excitation spectrum [3, 4]: Its ground state is always a singlet (involving a quadrumer of all four spins or a product of the two individual dimers) while the first excited state can be either singlet or triplet, all depending on the relative sizes of the two involved exchange interactions J_1, J_2 . Experimentally supported [3] equality of these interac-

tions, $J_1 = J_2 = J$, leads to a double degenerated singlet ground state, separated from the lowest excitation by a gap $\Delta = J$.

Although $\text{Cu}_2\text{Te}_2\text{O}_5\text{Cl}_2$ and $\text{Cu}_2\text{Te}_2\text{O}_5\text{Br}_2$ samples are isostructural their low-temperature properties are significantly different [4]. The most pronounced reported difference [4] is that the Cl-system develops a 3D magnetic order below about 18K while the Br-system builds up, below 11K, a phase revealing specific, Raman active low-lying longitudinal magnetic modes [4]. However, the specific nature of both of the mentioned transitions/transformations remains unclear. On experimental side, the major reason was the powder form of samples used in previous magnetic studies [3, 4]. Those samples also manifested parasitic, impurity-related, Curie contributions at low temperatures eliminating the possibility of quantitative studies of the involved spin gap directly from magnetic measurements.

Targeting the problem of intrinsic ground state and its order, in this work we report ac susceptibility and thermal conductivity studies of high-quality $\text{Cu}_2\text{Te}_2\text{O}_5\text{X}_2$ single crystals. We have undertaken ac susceptibility studies because the high resolution (better than $2 \cdot 10^{-9}$ emu) of our CryoBIND ac susceptibility set-up, employing small measuring fields of the order of 1 Oe or less, enables studies of *spontaneous* magnetic ordering. The latter field level is three to four orders of magnitudes smaller than the typical field value used in previous (DC-SQUID) studies of the $\text{Cu}_2\text{Te}_2\text{O}_5\text{X}_2$ system [3, 4, 5]. Under conditions of our measurements we are thus pretty confident that the low-temperature behavior we report on in this work originates from the evolution of intrinsic $\text{Cu}_2\text{Te}_2\text{O}_5\text{X}_2$ ground state.

The single crystals we used were grown by the usual halogen vapor transport technique, using TeCl_4 , Cl_2 or TeBr_4 as transport agents. Semi-transparent dark- ($\text{Cu}_2\text{Te}_2\text{O}_5\text{Br}_2$) or light-green ($\text{Cu}_2\text{Te}_2\text{O}_5\text{Cl}_2$) samples grow as needle-like single crystals with the apparent chain

morphology. The stoichiometry of the obtained single crystals were quantitatively probed by electron-probe micro analysis. This analysis identified a good stoichiometry in all constituents (including Cl and Br), allowing only for a probability of small (1-2%) systematic under-stoichiometry of copper.

The results of our ac susceptibility studies on Br- and Cl-single crystals are shown in Fig.1 and Fig.2, respectively. The measurements have been performed in the three field-to-sample geometries. In the first one the long axis of the needle-like crystals (coinciding with the crystallographic c-axis) has been oriented parallel to the measuring field direction while in the other two geometries the c-axis has been orthogonal to the field. The results obtained in the two orthogonal geometries are very similar and Figs.1,2 show, for clarity, the data points for two principal geometries only.

The positions of the maxima coincide with the values reported previously [3, 4]. Our results show that below the respective maxima the susceptibility behavior of Br- and Cl-samples are very different. Measurements on $\text{Cu}_2\text{Te}_2\text{O}_5\text{Br}_2$ samples (Fig.1) reveals exponentially vanishing susceptibility: The low-temperature ground state of the Br-compound is obviously a nonmagnetic spin singlet. At low temperatures susceptibility saturates at small, temperature-independent, value of orbital susceptibility (sum of the Van Vleck paramagnetism and core electron diamagnetism). In our low-field measurements no explicit sign of magnetic ordering in $\text{Cu}_2\text{Te}_2\text{O}_5\text{Br}_2$ could be detected in the whole temperature range below the susceptibility maximum.

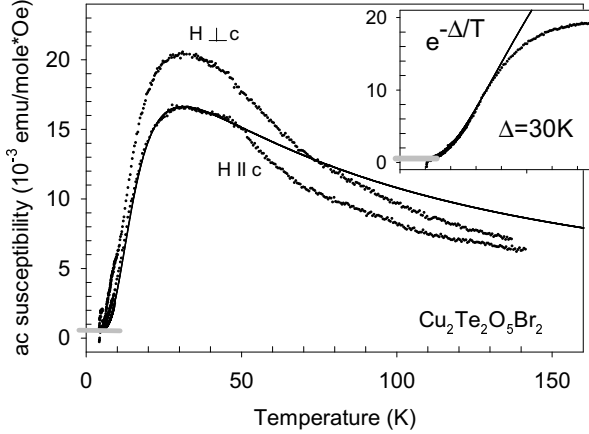


FIG. 1: AC susceptibility of a small ($m=1.8$ mg) $\text{Cu}_2\text{Te}_2\text{O}_5\text{Br}_2$ single crystal revealing a spin singlet ground state. The measurements were taken in two orientations to applied measuring field $H_{ac}=2$ Oe, at frequency 433 Hz. Thin solid line plots the isolated-tetrahedra model from Ref. 3, taken with the choice $J_1 = J_2 = 50$ K. Inset demonstrates full compatibility with the elementary spin-gap expression (thin solid line). Thick gray line marks the position of the temperature-independent susceptibility part, as determined in Ref.3.

In contrast to Br-sample, in $\text{Cu}_2\text{Te}_2\text{O}_5\text{Cl}_2$ there is a sharp, almost isotropic, kink at $T_c=18.5$ K followed by an exponential susceptibility decay down to the value characterizing the low temperature susceptibility saturation, Fig.2. There is about 0.5 K sample-to-sample variation in the temperature position of the kink for samples originating from different batches. Illustrating the quality of the single crystals used in our measurements, we point out that no sizeable Curie-like upturn (related to impurities and/or unpaired spins) has been observed down to 1.5 K.

Verifying the compatibility of our results with those published earlier we found out that the suggested susceptibility form for isolated tetrahedra (Figs.1,2, thin line) of Ref. 3 describes our data reasonably well. In fact, there is a perfect fit to the results for Cl-samples (Fig.2), using the same choice of interaction parameters as those identified earlier [3], i.e., $J_1 = J_2 = 38.5$ K. Quantitative accordance with the results for Br-sample is not that good, Fig.1, primarily because of inferior long-term stability of our ac susceptibility set-up, playing a role in prolonged measurements on very small samples (Br-sample was almost an order of magnitude smaller than the Cl one). We conclude that general magnetic properties of our single crystals (apart from the absence of impurity contributions at low temperatures) are very similar to previously studied powder samples [3, 4].

Thermal conductivity was measured along the long sample axis (c-axis). Magnetic susceptibility and thermal conductivity were measured on the samples from the same batch. The results for $\text{Cu}_2\text{Te}_2\text{O}_5\text{Br}_2$ and $\text{Cu}_2\text{Te}_2\text{O}_5\text{Cl}_2$ samples are shown in Fig.3, covering the temperature range 8 K-150 K. (8 K represents the lower

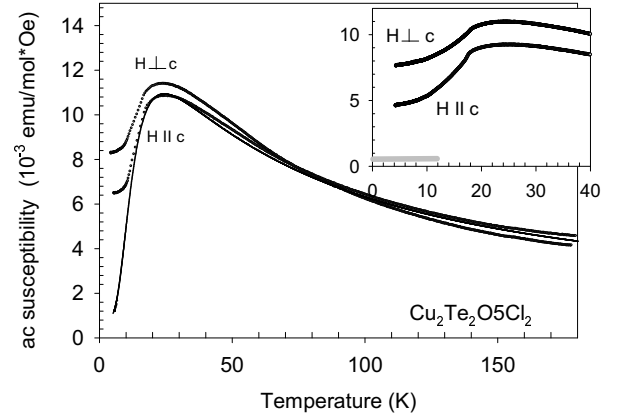


FIG. 2: AC susceptibility of the $\text{Cu}_2\text{Te}_2\text{O}_5\text{Cl}_2$ single crystal ($m=17.6$ mg) in two orientations to applied measuring field $H_{ac}=2$ Oe, at frequency of 433 Hz. Thin solid line plots the isolated-tetrahedra model from Ref.3, taken with the same choice $J_1 = J_2 = 38.5$ K. Magnetic transition region is shown in the Inset. Thick gray line marks the position of the temperature-independent susceptibility part, as determined in Ref.3.

margin of the temperature range of our set-up). Compared to ac susceptibility results, thermal conductivity reveals even more striking differences between the two compounds. By lowering temperature thermal conductivity of $\text{Cu}_2\text{Te}_2\text{O}_5\text{Br}_2$ just monotonously increases forming a characteristic low-temperature maximum. The latter behavior is typical for phonon thermal transport in crystalline solids. In contrast, thermal conductivity of $\text{Cu}_2\text{Te}_2\text{O}_5\text{Cl}_2$, showing up a similar value and temperature dependence above 150 K as the Br-sample, first anomalously levels-off and saturates for temperatures below 40K and then, below 15K, very sharply increases and approaches the respective thermal conductivity value of the Br-sample.

We first discuss our results for $\text{Cu}_2\text{Te}_2\text{O}_5\text{Br}_2$. Fig.1 demonstrates a spin singlet ground state stabilizing in this compound: according to best of our knowledge it is the first known spin singlet among the tetrahedral $S=1/2$ systems. The temperature dependence of susceptibility is qualitatively identical to susceptibility of magnetic dimers; in this case, however, the singlet state relies on tetrahedral quadrumers (or dimer products, depending on J_1 vs. J_2 relationship). The size of the spin gap can be reliably extracted from our data, fitting them to the generic gap form $e^{-\Delta/T}$. Limiting the temperature interval of the fit arbitrarily to the temperature range (4.2K-14K) the gap value of $\Delta = 30\text{K}$ has been identified. The latter gap value is not fully consistent with $\Delta = J = 42\text{K}$ predicted, for the case of experimentally justified relationship $J_1 = J_2$, by the model of isolated tetrahedra [3]. Naturally, one can interpret the quantitative deviation from the model prediction as an evidence, perhaps even as a measure, of inter-tetrahedral corrections to the unperturbed model Hamiltonian. From our measurements we have no direct insight into the intriguing possibility of low-lying singlets, expected to characterize the excitation spectrum of the Br-compound. The fact that we have not identified a clear sign of spontaneous ordering at 11K reported previously, could perhaps be related with high level of applied magnetic field used in those measurements (compared to fields used in our work). We note that the absence of spontaneous magnetic ordering, suggested by our susceptibility data, does not necessarily contradict the specific heat (C) results revealing a peak in C/T measurement at 11K in zero applied field: Instead to a critical phenomenon, a peak in C/T can be equally ascribed to opening of a gap, as has been recently reported [7, 8] for orthogonal-dimer spin system $\text{SrCu}_2(\text{BO}_3)_2$.

We also note that our results depend, in fine details, on thermal and magnetic history the samples experienced before the measurements commenced. The latter dependence could probably be related to small stress-dependent structural adjustments/rotations of the tetrahedra around their equilibrium positions.

Now we discuss our results for $\text{Cu}_2\text{Te}_2\text{O}_5\text{Cl}_2$. It was al-

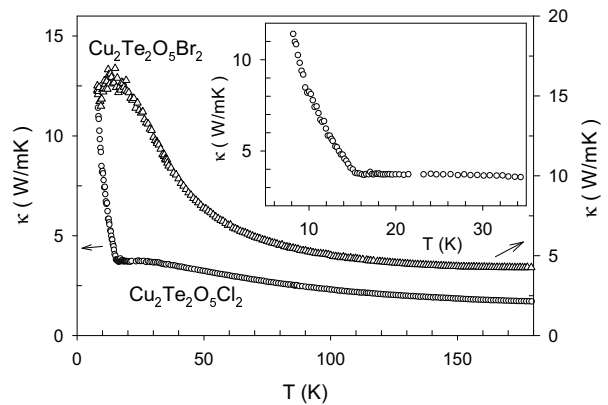


FIG. 3: Thermal conductivity of $\text{Cu}_2\text{Te}_2\text{O}_5\text{Cl}_2$ and $\text{Cu}_2\text{Te}_2\text{O}_5\text{Br}_2$ single crystals. A sharp increase of thermal conductivity of the $\text{Cu}_2\text{Te}_2\text{O}_5\text{Cl}_2$ sample, shown in the Inset on expanded scale, takes place below the 3D ordering temperature (see text).

ready suggested that the pronounced susceptibility kink at $T_c=18.5\text{K}$ in this compound should be ascribed to 3D magnetic ordering, in particular to AF magnetic transition [4]. In our low field ac susceptibility measurements a sharp kink feature has been also observed, supporting the suggested presence of a spontaneous 3D magnetic transition in Cl-compound. A single crystal form of our samples enables susceptibility measurements in different sample orientations (Fig.2), thus a closer insight into the nature of this 3D transition. Taking into account the known types there are three possibilities: The transition could be either antiferromagnetic, spin-Peierls or a simple structural one. A simple structural transition is very improbable due to small but undoubtedly present T_c -dependence on the intensity of applied dc field [4]. As for the remaining two possibilities one immediately realizes that none of them can be directly applied to our results.

In a 3D AF transition susceptibility changes abruptly in one crystal orientation while in the two orthogonal ones susceptibility hardly changes by sweeping temperature below T_N . The latter kind of behavior was observed, e.g., in the related $S=1/2$ spin system $\text{BaCu}_2\text{Si}_2\text{O}_7$ comprising CuO_4 plaquettes as magnetic building blocks [9]. At variance, our data show almost isotropic susceptibility drop in $\text{Cu}_2\text{Te}_2\text{O}_5\text{Cl}_2$ and classical 3D antiferromagnetic transition obviously does not underly the observations. We also note that the absence of anisotropy is not related, from any reason, to peculiarities of ac susceptibility technique: Measured as a reference, we identified the reported [10] anisotropy in new, $S=1/2$, Cu^{2+} , low dimensional quantum system CuSb_2O_6 , shown to order antiferromagnetically below $T_N=8.6\text{K}$.

Isotropic susceptibility behavior is, on the other hand, consistent with spin-Peierls transition. However, in addition to the lack of explicit magnetic one-dimensionality

in $\text{Cu}_2\text{Te}_2\text{O}_5\text{X}_2$, necessary for spin-Peierls mechanism, the spin-Peierls type of ordering cannot be directly applied from another obvious reason: The latter type of 3D order creates a nonmagnetic singlet ground state and susceptibility vanishes down to the level of temperature independent (Van Vleck paramagnetism + core diamagnetism) orbital susceptibility. This behavior has been observed [11] in spin-Peierls transition of CuGeO_3 and spin-Peierls-like transition [12] of NaV_2O_5 . In our measurements on $\text{Cu}_2\text{Te}_2\text{O}_5\text{Cl}_2$ the value of orbital susceptibility is obviously (Fig.2) much smaller than the low temperature susceptibility saturation in either directions, inconsistent with nonmagnetic spin-Peierls ground state. Nevertheless, we think that a scenario similar to spin-Peierls one actually *does* take place in $\text{Cu}_2\text{Te}_2\text{O}_5\text{Cl}_2$, involving however the orbital ordering transition and, in turn, changes of Van Vleck contribution to susceptibility and its anisotropy. These transformed Van Vleck contributions could underlie then the low temperature saturation levels in our results from Fig.2.

A clue for reality of the latter interpretation comes from thermal conductivity study of $\text{Cu}_2\text{Te}_2\text{O}_5\text{X}_2$, Fig.3. Thermal conductivity of Br-sample reveals a typical phononic thermal transport down to low temperatures. No evidence for a combined (phonon+magnon) thermal transport or pronounced phonon scattering on magnons can be identified in our result [13]. One concludes therefore that there is intrinsically small magneto-elastic coupling, as well as spin-phonon scattering, characterizing the Br-compound. Surprisingly, the opposite is true for $\text{Cu}_2\text{Te}_2\text{O}_5\text{Cl}_2$: Fig.3 shows that the spin-lattice coupling is unexpectedly large in this compound. (Unexpectedly, because of isomorphic structure of the two compounds). In interpreting the result for $\text{Cu}_2\text{Te}_2\text{O}_5\text{Cl}_2$ one could naively assume that the abrupt and sizeable (factor of 3) increase of thermal conductivity below 15K reflects opening of an additional -magnetic- channel for thermal transport. However, a simple correlation with the corresponding result for $\text{Cu}_2\text{Te}_2\text{O}_5\text{Br}_2$, which represents a natural ‘unperturbed’ reference system, tells that the latter interpretation is very unlikely: there is obviously a mechanism that drastically suppress phonon conduction in intermediate temperature range but being very efficiently swept away below susceptibility kink -3D ordering- temperature T_c . We find a pronounced spin-phonon scattering responsible for the latter mechanism. The scattering is effective as long as there are magnetic excitations so switching the scattering off, taking place below T_c , is fully compatible with opening the spin gap. Very similar interpretation and almost identical experimental observation has been reported for spin-Peierls-like ordering [15] in NaV_2O_5 , as well for thermal transport [7, 8] in $\text{SrCu}_2(\text{BO}_3)_2$. Compared to NaV_2O_5 there are however significant differences: the main role in low temperature

dynamics of the latter system plays the charge (V^{5+} and V^{4+}) ordering. In $\text{Cu}_2\text{Te}_2\text{O}_5\text{Cl}_2$ we find no grounds for charge ordering of this sort. We suggest therefore that a strong spin-lattice coupling is the main ‘driving force’ for the observations in $\text{Cu}_2\text{Te}_2\text{O}_5\text{Cl}_2$. This coupling renders the intrinsic instabilities in magnetic and structural degrees of freedom, like spin gap and Jahn-Teller distortion, self-consistent. In our opinion the phase transition in $\text{Cu}_2\text{Te}_2\text{O}_5\text{Cl}_2$ thus includes equally the lattice, introducing orbital ordering via the Jahn-Teller-like mechanism, and spin gap phenomena.

We conclude that $\text{Cu}_2\text{Te}_2\text{O}_5\text{Br}_2$ and $\text{Cu}_2\text{Te}_2\text{O}_5\text{Cl}_2$ are both singlets in their ground states. Unlike Br-sample, Cl compound realizes its singlet ground state through a unique 3D phase transition involving a structural (not well specified as yet) transformation, mediated by very strong spin-lattice coupling. Microscopic background of this spin-Peierls-like transition seems to be available soon [16, 17].

M.P. is grateful to M.Miljak and F.Mila for discussions. Support of the SCOPES program of the Swiss NSF is gratefully acknowledged. The sample preparation in Lausanne was supported by the NCCR research pool MaNEP of the Swiss NSF.

* Electronic address: prester@ifs.hr

† Electronic address: ana@ifs.hr

- [1] F. Mila, Eur. J. Phys. **21**, 499 (2000), *and references therein*.
- [2] P.Lemmens, G.Güntherodt and C.Gros, Physics Report **376**, 1-103 (2003), *and references therein*.
- [3] M. Johansson *et al.*, Chem. Mater. **12**, 2853 (2000).
- [4] P.Lemmens *et al.*, Phys. Rev. Lett. **87**, 227201 (2001).
- [5] C. Gros *et al.*, Phys.Rev.B **67**, 174405 (2003).
- [6] W.Brenig, Phys.Rev.B **67**, 064402 (2003); K.Totsuka and H.-J.Mikeska, Phys.Rev.B **66**, 054435 (2002).
- [7] M.Hofmann *et al.*, Phys. Rev. Lett. **87**, 047202 (2001).
- [8] A.N.Vasil’ev *et al.*, JETP Letters **73**, 633 (2001).
- [9] I.Tsukada *et al.*, Pys.Rev.B **60**, 6601 (1999).
- [10] A.V.Prokofiev *et al.*, Journal of Crystal Growth **247**, 457-466 (2003).
- [11] M. Hase, I. Terasaki, and K. Uchinokura, Phys. Rev. Lett. **70**, 3651 (1993).
- [12] M.Isobe and Y.Ueda, J.Phys.Soc.Jpn. **65**, 1178 (1996).
- [13] There is a reach history of evidences that both possible roles of magnons can be equally effective in thermal transport in various low dimensional spin gap systems. For a recent reference, see Ref.14.
- [14] A.V.Sologubenko *et al.*, Europhys. Lett. **62**, 540 (2003).
- [15] A.N.Vasil’ev *et al.*, Phys. Rev. Lett. **81**, 1949 (1998).
- [16] Z.Yamashita and K.Ueda, Phys.Rev.Lett. **85**, 4960 (2000).
- [17] F.Becca and F.Mila, Phys.Rev.Lett. **89**, 037204 (2002).