

Induced Ferromagnetism due to Superconductivity in Superconductor-Ferromagnet structures.

F.S. Bergeret¹, A.F. Volkov^{1,2} and K.B.Efetov^{1,3}

⁽¹⁾*Theoretische Physik III,*

Ruhr-Universität Bochum, D-44780 Bochum, Germany

⁽²⁾*Institute of Radioengineering and Electronics of the Russian Academy of Sciences, 103907 Moscow, Russia*

⁽³⁾*L.D. Landau Institute for Theoretical Physics, 117940 Moscow, Russia*

We consider a superconductor-ferromagnet (S/F) structure and assume that above the superconducting transition temperature T_c the magnetic moment exists only in the ferromagnet. By an explicit calculation we show that below T_c the magnetic moment may penetrate the superconductor. Its direction in the superconductor is opposite to its direction in the ferromagnet. The magnetization spreads over a large distance which is of the order of the superconducting coherence length ξ_S and can much exceed the ferromagnet film thickness. At the same time the magnetic moment in the ferromagnet is reduced. This inverse proximity effect may explain the reduction in magnetization observed in recent experiments and may lead to a strong interaction between the ferromagnetic layers in F/S/F structures.

The proximity effect arises when a superconductor S is brought into a contact with a normal metal N. This leads to the penetration of the superconducting condensate from the superconductor into the normal metal over a considerable length ξ_N which in the dirty limit is equal to $\xi_N = \sqrt{D_N/2\pi T}$ (D_N is the diffusion coefficient in the normal metal and T is the temperature). At the same time the order parameter Δ in S near the S/N interface is suppressed. The magnitude of the suppression depends on the parameters characterizing the system, as for example the S/N interface transparency, the thickness of the S and N layers, etc. [1]. The proximity effect also arises in S/F structures (F denotes a ferromagnet); that is, in a structure consisting of two materials with different electronic long-range order. While the condensate consists of paired electrons with opposite spin, the exchange field J in the ferromagnet, being a pair-breaking mechanism, tries to align them. The penetration length ξ_F of the condensate into the ferromagnet in the dirty limit is equal to $\xi_F = \sqrt{D_F/J}$; that is $\xi_F \ll \xi_N$, if the exchange energy J is much larger than T (in the clean limit when $\tau J \gg 1$, the penetration length ξ_F is determined by the mean free path $l = v_F \tau$, where v_F is the Fermi velocity [2–4]). The strong depairing action of the exchange field also suppresses the superconducting order parameter Δ in S. The situation is changed when the magnetization \mathbf{M} in the ferromagnet is not homogeneous. In this case a triplet component of the condensate with a non-zero spin projection arises and penetrates into the F region over a long distance of the order $\sqrt{D_F/2\pi T}$ [5,6]. The effect of the condensate penetration into the ferromagnet

and suppression of superconductivity (a decrease of the critical temperature T_c of the superconducting transition) in S/F structures, that is the proximity effect, was the subject of many other studies during decades (see for example [7–9] and the review [10] for more references). However up to now the inverse proximity effect, that is, the appearance of a net magnetization in the superconductor has not been analyzed.

In this letter we address the problem of the change of the magnetization in a S/F structure with a homogeneous $\mathbf{M} = M\mathbf{e}_z$. As was noted in Ref. [11], in this case only the singlet component and the triplet component with zero spin projection exist in the system. Both components penetrate into the ferromagnet over the short distance ξ_F . If the S/F interface transparency is low and the thickness of the F layer is small enough, the suppression of the order parameter Δ is reduced and the superconducting properties remain almost unchanged. However, in this case the magnetic properties of the system may change. As some experiments have shown, the magnetization of a S/F structure decreases when the temperature is decreased below the superconducting critical temperature T_c [14,15]. The authors of these experiments compare the data with the theoretical results Refs. [12,13] which were based on the assumption that the ferromagnetic order in the F thin layer may be modified due to the proximity effect. In these works only the contribution of localized moments to the magnetization was taken into account, while the electronic contribution was neglected. However, there is a fundamental discrepancy between the theoretical and the experimental results: while according to Refs. [12,13] the total magnetization should vanish below T_c the experiments show a continuously decrease of M . We will show that below T_c when the density of states in S and F films is changed due to the proximity effect, not only the magnetization M in the ferromagnet is changed, but also a magnetization M_S is induced in the superconductor S. If the thickness of the films $d_{S,F}$ is thick enough, then the change δM_F of the magnetization M occurs in F over the length ξ_F , whereas the magnetization M_S penetrates into the superconductor over the coherence length $\xi_S \cong \sqrt{D_S/2\pi T_c}$ (inverse proximity effect). Thus, the inverse proximity effect discussed below leads to a reduction of the magnetization M and may be a cause for the reduced magnetization observed exper-

imentally [14,15]. In contrast to Refs. [12,13], where a periodic variation of the \mathbf{M} direction in the F layer was assumed, we show that the reduction of magnetization may be mainly due to the change of the electronic magnetization of *both* layers (we assume that the contribution to the magnetization from the localized moments in F is not changed by the proximity effect). Our results not only may explain the experiment of Ref. [15], but also show new and interesting physics in S/F structures.

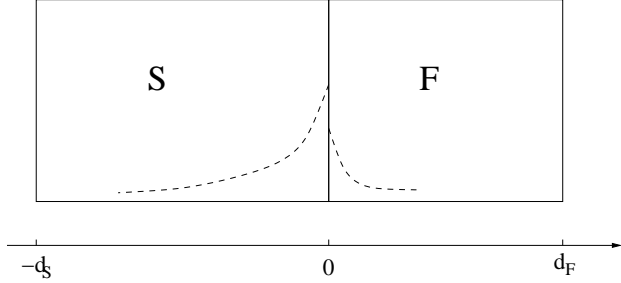


FIG. 1. S/F system. The dashed lines show schematically the amplitude of the function g_3 in both layers

We consider a F/S system (see Fig.1) and calculate the magnetization variation $\delta M = g\mu_B\delta N_M$ below T_c both in S and F films. Here g is the Lande factor, μ_B is the Bohr magneton and the variation δN_M can be expressed in terms of the quasiclassical normal Green's function \hat{g}

$$\delta N_M = \sum_p \langle c_{p\uparrow}^\dagger c_{p\uparrow} - c_{p\downarrow}^\dagger c_{p\downarrow} \rangle = -i\pi\nu T \sum_{\omega=-\infty}^{\omega=+\infty} \text{Tr}(\hat{\sigma}_3 \hat{g}) \quad (1)$$

where $\nu = p_F m / (2\pi^2)$ is the density of states at the Fermi level, $\hat{\sigma}_3$ is the Pauli matrix and $\omega = \pi T(2n+1)$ is the Matsubara frequency. The normal Green's function \hat{g} is a matrix in the spin space. In the considered case of a uniform magnetization it has the form $\hat{g} = g_0 \cdot \hat{\sigma}_0 + g_3 \cdot \hat{\sigma}_3$. This matrix is related to the anomalous (Gor'kov's) matrix function \hat{f} via the normalization condition

$$\hat{g}^2 - \hat{f}^2 = 1. \quad (2)$$

The matrix \hat{f} describes the superconducting condensate. In order to illustrate how our results are obtained, we consider first the simplest case when the condensate function \hat{f} is small in the ferromagnet and is close to its bulk value in the superconductor. Then \hat{f} can be obtained from the linearized Usadel equation (see for example [11])

$$\partial_{xx}^2 f_{\pm} - \kappa_{\pm}^2 f_{\pm} = 0, \text{ in the F layer} \quad (3)$$

and

$$\partial_{xx}^2 \delta \hat{f}_S - \kappa_S^2 \delta \hat{f}_S = 0, \text{ in the S layer.} \quad (4)$$

Here $\kappa_{\pm}^2 = 2(|\omega| \mp iJ\text{sgn}\omega)/D_F$, $\kappa_S^2 = 2\sqrt{\omega^2 + \Delta^2}/D_S$ and $\delta \hat{f}_S$ is a deviation of the function \hat{f}_S from its bulk

(BCS) value $f_{BCS} = \Delta/i\sqrt{\omega^2 + \Delta^2}$, i.e. $\delta \hat{f}_S = \hat{f}_S - \hat{f}_{BCS}$, $\hat{f}_{BCS} = f_{BCS} \cdot \hat{\sigma}_3$. The functions $f_{F\pm}$ are the elements (1,1) and (2,2) of the matrix \hat{f}_F . The equations (3) and (4) should be complemented by the boundary conditions which for small $\hat{f}_{S,F}$ have the form

$$\partial_x \delta \hat{f}_S = -(1/\gamma_S) \{ g_S \cdot \hat{f}_F + g_S f_S \text{sgn}\omega \cdot \hat{\sigma}_3 \} \quad (5)$$

$$\partial_x \hat{f}_F = -(1/\gamma_F) \hat{f}_S, \quad (6)$$

where $\gamma_{S,F} = R_b \sigma_{S,F}$, R_b is the S/F interface resistance per unit area, $\sigma_{S,F}$ is the conductivity of the S or F regions. Solving Eqs.(3-4) together with the boundary conditions Eqs. (5-6), we easily find

$$f_{F\pm}(x) = b_{\pm} \exp(-\kappa_{\pm} x) \quad (7)$$

$$\delta f_{S0,3}(x) = -a_{0,3} \exp(\kappa_S x). \quad (8)$$

Here $b_{\pm} = f_{BCS}/(\gamma_F \kappa_{\pm})$, $a_0 = g_{BCS}^2 f_{F0}/(\gamma_S \kappa_S)$, $a_3 = \text{sgn}\omega g_{BSC} f_{BCS}/(\gamma_S \kappa_S)$, and $g_{BSC} = \omega/\sqrt{\omega^2 + \Delta^2}$. Therefore the functions $f_{F0,3}(x)$ defined by $\hat{f}_F = f_{F3} \hat{\sigma}_3 + f_{F0} \hat{\sigma}_0$ are given by

$$f_{F0,3}(x) = (1/2)(f_{F+}(x) \pm f_{F-}(x)). \quad (9)$$

From the expression for δf_{S3} one can see that the approach presented above (small condensate functions) is valid provided the condition $\gamma_S/\xi_S \gg 1$ is fulfilled, where $\xi_S = \sqrt{D_S/2\pi T_c}$.

In order to calculate the magnetization we need to find the function $g_3 = \text{Tr}(\hat{\sigma}_3 \hat{g}/2)$ (see Eq. (1)). The latter is related to the functions $f_{0,3}$ in the F and S region through the normalization condition Eq.(2) and given by

$$g_{F3} = f_{F0} f_{F3} \text{sgn}\omega \quad (10)$$

$$g_{S3} = f_{BCS} \delta f_{S0} / g_{BSC}. \quad (11)$$

As mentioned in Ref. [11], the functions δf_{S0} and f_{F0} correspond to the triplet component of the condensate, which is an odd function of ω (the singlet components f_{BCS} and f_{F3} are even functions of ω). According to Eqs.(10-11) the functions g_{F3} and g_{S3} are even functions of ω (g_{BSC} is odd in ω). This means that the sum over frequencies in Eq. (1) is not zero and the proximity effect leads to a change δM in the magnetization of both F and S layer (above T_c the magnetization in S is zero). As it is shown in Figs.1 and 2, δM is negative, i.e the magnetization of the ferromagnet is reduced and the superconductor acquires a finite magnetization in the opposite direction. Notice that according to Eqs(8,11) the change of the magnetization $\delta M(x)$ extends over the length κ_S^{-1} , which may be much larger than the thickness of the F layer. This effect has never been discussed before and is another manifestation of the triplet component of \hat{f} . Due to the proximity effect paired electrons may be located in different layers. Due to the imbalance of electrons with spin up and down in the F region some electrons in the

S layers remain unpaired. Those are responsible for the finite magnetization.

The results for $f_{F0,3}$ and $\delta f_{S0,3}$ can be easily generalized for the case of finite thicknesses of the F and S layers. We analyze here another interesting case which is similar to the experimental situation [15]. We assume that the thickness of the F layer d_F is small compared to ξ_J and that the Green's functions g_S and f_S are close to the bulk values g_{BSC} and f_{BCS} . The latter assumptions is valid if the coefficient $\gamma = \sigma_F/\sigma_S$ is small enough. In this case all functions in F might not be small, but they are almost constant in space. Therefore we can average the exact Usadel equation over x taking into account exact boundary conditions. Doing in this way, we get for the diagonal elements g_{\pm} and f_{\pm} of the matrices \hat{g} and \hat{f}

$$g_{F\pm} = \tilde{\omega}_{\pm}/\zeta_{\omega\pm}, \quad f_{F\pm} = \epsilon_{bF} f_{BCS}/\zeta_{\omega\pm} \quad (12)$$

where $\tilde{\omega}_{\pm} = \omega + \epsilon_{bF} g_{BCS} \mp iJ$, $\zeta_{\omega\pm} = \sqrt{\tilde{\omega}_{\pm}^2 - (\epsilon_{bF} f_{BCS})^2}$, $\epsilon_{bF} = D_F/(2\gamma_F d_F)$. One can see that in the limiting cases of small and large energy ϵ_{bF} the functions $g_{F\pm}$, $f_{F\pm}$ describe a superconducting state with the energy gap equal to ϵ_{bF} if $\epsilon_{bF} \ll \Delta$ (a subgap in the excitation spectrum) and to Δ in the opposite case. In both cases the position of the energy gap is shifted with respect to $\epsilon = 0$ (the Matsubara frequencies are related to ϵ via $\omega = -i\epsilon$). It can be easily shown that the function g_{F3} which determines the magnetization (see Eqs.(1) and (10)) equals zero for $\epsilon_{bF} = 0$ (very small S/F interface transparency) and for very large values of ϵ_{bF} (a perfect S/F contact). This dependence of δM_F on R_b leads to a nonmonotonic behavior of the total change of the magnetization δM which is shown in Fig.2. We also show the temperature dependence of δM in Fig.3 for values of the parameters similar to those of Ref. [15]. We see that the decrease of the magnetization may be of the order of 10% and larger. This results are in agreement with the experimental data of Ref. [15] (see footnote [16]). Equations (12) are valid if the correction $\delta \hat{f}_S$ to the bulk values of the matrix Green's functions in S is small. Solving Eq.(4) with corresponding boundary conditions, we obtain for $\delta \hat{f}_S(x)$ the expression (8) with $f_{S0} = g_{BCS} f_{F0}/(\gamma_{bS} \kappa_S)$ and $f_{S3} = [g_{BCS}^2 f_{F3} - g_{BCS} g_{F0}]/(\gamma_{bS} \kappa_S)$, where $f_{F0,3}$ are connected with $f_{F\pm}$ via Eq.(9). One can show that the matrix $\delta \hat{f}_S(x)$ is small if the condition $(\xi_S/d_F)\gamma \ll 1$ (in the case of a good S/F interface, i.e. when the inequality $\epsilon_{bF} \gg J$ is valid) is fulfilled.

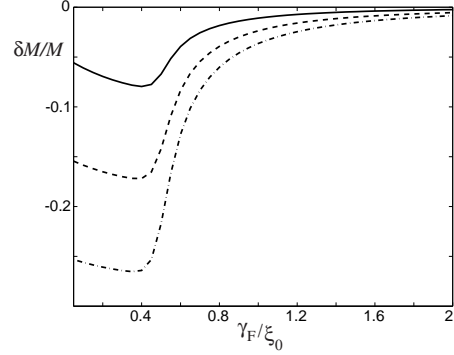


FIG. 2. Relative change of the total magnetization $\delta M/M$ as a function of γ_F/ξ_0 , where $\xi_0 = \sqrt{D_S}/2T_c$. The solid line corresponds to $\gamma = 0.1$, the dashed line to $\gamma = 0.3$ and the dot-dashed line to $\gamma = 0.5$. We have chosen $J/T_c = 20$, $T/T_c = 0.1$ and $d_F/\xi_0 = 0.1$.

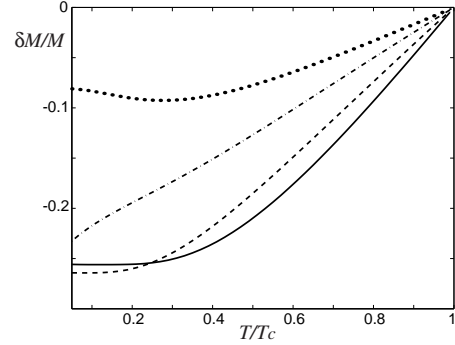


FIG. 3. Temperature dependence of the relative change of magnetization $\delta M/M$ for $\gamma_F = 0.1$ (solid line), $\gamma_F = 0.3$ (dashed line), $\gamma_F = 0.5$ (dot-dashed line) and $\gamma_F = 0.7$ (dotted line). Here $\gamma = 0.5$, $J/T_c = 20$ and $d_F/\xi_0 = 0.1$.

We also present here analytical formulae for the ratio $r_{S,F} = \delta M_{S,F}/M$ using Eq. (12) and considering the case of low temperatures ($T \ll \Delta$). $\delta M_{S,F}$ are the magnetization variations in the S and F films and $M = g\mu_B \nu J$ (see [16]) is the magnetization in the F film above T_c . We assume also that the S/F interface transparency is high enough so that the inequality $J/\epsilon_{bF} < 1$ is fulfilled. In this case we obtain

$$r_S \approx -(\gamma/3\sqrt{2})\sqrt{D_S/D_F}\sqrt{\Delta d_F^2/D_F} \quad (13)$$

$$r_F \approx -\pi\Delta/\epsilon_{bF} \quad (14)$$

For estimations one can take ϵ_{bF} of order of the exchange energy J , and therefore the quantity r_F is of the order (Δ/J) .

It is worth mentioning that the problem of finding the magnetization in a S/F structure consisting of thin S ($d_S < \xi_S$) and F ($d_F < \xi_J$) layers is reduced to a similar problem in magnetic superconductors where ferromagnetic (exchange) interaction and superconducting correlations coexist. If we assume a strong coupling between

thin S and F layers, we can average the Usadel equation (the dirty limit) over the thickness of the structure and arrive at the Usadel equation for the averaged Green's function with an effective exchange field $\tilde{J} = Jd_F/d$ and an effective order parameter $\tilde{\Delta} = \Delta d_S/d$, where $d = d_S + d_F$ [17]. In this case the magnetization is given by $M = g\mu_B\nu\sqrt{\tilde{J}^2 - \tilde{\Delta}^2}$. This result coincides with the one obtained in Refs. [18,19] in which the problem of coexistence of superconductivity and itinerant ferromagnetism in magnetic superconductors was analyzed. The essential difference between our system and magnetic superconductors is that in our case the magnetization (electronic ferromagnetism) is induced in conventional superconductors over a distance ξ_S which may greatly exceed the thickness of the ferromagnet d_F where the exchange interaction takes place.

In a F/S/F structure, the variation of magnetization δM depends on mutual orientation of M in the two ferromagnetic films. In this case δM can be obtained using the expressions for g_3 obtained in Refs. [11,20,21]. The function g_3 depends on the angle α between the magnetizations of the two F layers, as it was shown in Refs. [20,21]. This means that the reduction of the magnetization, and therefore the energy of the system, depends on the angle α . General speaking, there is a strong interaction between the F layers due to the inverse proximity effect. the characteristic scale of this interaction is about ξ_S , i. e. much longer than the Fermi wave length as it is in the case of the RKKY interaction. The simplest way to understand the angle dependence of δM is the case of thin layers and high S/F interface transparency. As it was mentioned above, in this case one can average the Usadel equation over the thickness and obtain for the case of parallel magnetizations the value $\delta M = g\mu_B\nu\sqrt{\tilde{J}^2 - \tilde{\Delta}^2}$. For the case of antiparallel orientation $\delta M = 0$. This new kind of interaction will be discussed in a future work.

In conclusion, we have shown that in S/F structures the inverse proximity effect arises. This means that magnetization in F is reduced and a magnetic moment is induced in S below T_c . Its direction is opposite to its direction in F and spreads over the distance ξ_S . This distance can be much larger than the F film thickness. The effect we have discussed in this letter may explain, at least qualitatively, the reduced magnetization observed in the S/F structure which may lead to a frequency shift of the magnetic resonance [15]. A more carefully analysis deserves a separate consideration.

We would like to thank SFB 491 for financial support.

- [1] P.G. de Gennes, Rev.Mod.Phys. **36**, 225 (1964)
- [2] A. I. Buzdin, L. N. Bulaevskii and S. V. Panyukov, JETP Lett. **35**, 178 (1982).
- [3] I.Baladie and A.Buzdin, Phys. Rev. **B 64**, 224514 (2001)
- [4] F. S. Bergeret, A. F. Volkov and K. B. Efetov, Phys. Rev. **B 65**, 134505 (2002).
- [5] F. S. Bergeret, A. F. Volkov and K. B. Efetov, Phys. Rev. Lett. **86**, 4096 (2001).
- [6] A.Kadigrobov, R.I.Shekhter, and M.Jonson, Europhys.Lett. **54**, 394 (2001).
- [7] Z. Radovic et al., Phys. Rev. B **44**, 759 (1991).
- [8] A. V. Demler, G. B. Arnold and M. R. Beasley, Phys. Rev. B **55**, 15174 (1997).
- [9] K. Halterman and O. T. Valls, Phys. Rev. B **65**, 014509 (2002).
- [10] Yu. A. Izyumov, Yu N. Proshin and M. G. Khusainov, Uspekhi Fiz. Nauk. **172**, 113 (2002).
- [11] F.S.Bergeret, A.F.Volkov and K.B.Efetov, Phys.Rev. B (in press)
- [12] F. S. Bergeret, K. B. Efetov and A. I. Larkin; Phys. Rev. B **62**, 11872 (2000).
- [13] A. I. Buzdin and L. N. Bulaevskii; Sov. Phys. JETP **67**, 576 (1988).
- [14] Th. Muehge et al.; Physica C **296**, 325 (1998).
- [15] I.A.Garifullin et al., Appl.Magn.Reson. **22**, 439 (2002)
- [16] Note that we normalized δM respect to the magnetization M of the ferromagnet above T_c assuming that M is determined by the free electrons (itinerant ferromagnets). In a general case all functions $\delta M/M$ should be multiplied by a factor $(1 + \lambda)^{-1}$, where $\lambda = M_{loc}/M$ and M_{loc} is the contribution to the magnetization due to localized moments.
- [17] F. S. Bergeret, A. F. Volkov and K. B. Efetov, Phys. Rev. Lett. **86**, 3140 (2001).
- [18] N. I. Karchev, K. B. Blagoev, K. S. Bedell, and P. B. Littlewood, Phys. Rev. Lett. **86**, 846-849 (2001)
- [19] R. Shen, Z. M. Zheng, S. Liu, and D. Y. Xing, Phys. Rev. **B 67**, 024514 (2003)
- [20] Ya. V. Fominov, A. A. Golubov and M. Yu. Kupriyanov, JETP Lett.**77**, 510 (2003).
- [21] A. F. Volkov, F. S. Bergeret and K. B. Efetov, Phys. Rev. Lett. **90**, 117006 (2003).