

The quantum dynamics of atomic magnets, co-tunneling and dipolar-biased tunneling

R. Giraud^{1,*}, A.M. Tkachuk², B. Barbara¹

¹ *Laboratoire de Magnétisme Louis Néel, CNRS, BP166, 38042 Grenoble Cedex-09, France*

² *All-Russia Scientific Center “S.I. Vavilov State Optical Institute”, 199034 St. Petersburg, Russia*

* *Present address: Laboratoire de Spectrométrie Physique, BP 87, 38402 Saint Martin d’Hères, France*

(November 1, 2018)

Abstract

Multi-spins tunneling cross-relaxations in an ensemble of weakly-coupled Ho^{3+} ions, mediated by weak anisotropic dipolar interactions, can be evidenced by ac-susceptibility measurements in a high temperature regime. Based on a four-body representation, including the rare-earth nuclear spin, two-ions tunneling mechanisms can be attributed to both dipolar-biased tunneling and co-tunneling processes. The co-reversal involving entangled pairs of magnetic moments is discussed with a particular emphasis, giving new evidences to elucidate the many-body quantum dynamics.

Since the discovery of quantum tunneling of the magnetization in single molecule magnets [1–3], the effects of environmental degrees of freedom on tunneling of mesoscopic spins, especially due to other spins [4], have been investigated in detail within the single spin framework [5,6]. Indeed, most features of the staircase-like hysteresis loops, observed in an *ensemble* of weakly-interacting mesoscopic spins, were rather well understood within this simple picture of a single spin submitted to external and internal magnetic fields. In the presence of an axial anisotropy, hysteresis occurs at low temperatures due to the energy barrier E_B hindering the magnetization reversal, when thermal activation over the barrier requires a very long relaxation time $\tau = \tau_0 e^{E_B/k_B T}$. Nevertheless, non-stationary quantum mechanics allows for a faster time-evolution at avoided level crossings within the single-spin Zeeman diagram (tunneling), leading to magnetization steps for well-defined values of the magnetic field applied along the easy axis (resonance conditions). Each mesoscopic spin experiences a time-dependent distribution of internal fields which is determinant for the analysis of the quantum relaxation of weakly-coupled spins [4,7,8]. These fields being generated by environmental spins, coupled by dipolar and eventually exchange interactions, one should ask the question to what extent the measured tunneling rate is related to quasi-isolated spins or to larger entities such as two (or more) spin centres.

Recent magnetization measurements of mesoscopic Ho^{3+} ions, highly diluted in a LiYF_4 single crystal, evidenced the coherent rotation of both the electronic angular momentum and the nuclear spin of a nearly-isolated Ho^{3+} ion [6]. However, some additional small magnetization steps were also observed at fast field-sweep rates, and still remain ambiguous because these steps have no explanation in term of level crossings within the single-ion model, including the rare-earth nuclear spin. In this letter, we demonstrate that new tunneling mechanisms originate from an *unused* feature of this simple picture: equally-spaced energy levels allow for non-dissipative spin–spin cross-relaxation tunneling processes. Ac-susceptibility measurements in a high temperature regime give us a unique mean to assess the *various* multi-spins tunneling mechanisms which may affect the quantum dynamics of an assembly of mesoscopic spins. In particular, we focus on the tunneling of pairs of Ho^{3+} ions, weakly coupled by anisotropic dipolar interactions, leading to new resonance conditions that are an intrinsic property of the two-ions picture (no matter is the coupling strength). We call this phenomenon a *co-tunneling* process, and show that pairs of Ho^{3+} ions may co-tunnel with interactions as weak as a few mK. This suggests that, under these specific field conditions, any environmental Ho^{3+} ion may co-tunnel with a ‘central’ spin, making the quantum spin-dynamics much more collective than expected before.

At low temperatures, a nearly isolated Ho^{3+} ion in LiYF_4 behaves as an *atomic magnet* due to a large axial crystal-field anisotropy along the tetragonal easy c -axis [6], thus leading to very long spin–phonon relaxation times. Therefore, the magnetic moment is oriented along the c -axis and constitutes a two-level system (electronic doublet of Ising-type), with the moment being frozen either up or down. However, the latter may still evolve due to quantum tunneling at avoided electro-nuclear level crossings of a single Ho^{3+} ion, the rare-earth nuclear spin being $I = 7/2$. The single-ion tunneling process thus results from the coherent rotation of both its electronic momentum and nuclear spin, the crossing fields being only related to the hyperfine constant A_J [6]. In this *strong* hyperfine coupling case, decoherence only occurs due to nuclear spins of diamagnetic ions (that is, mainly the nuclear spins of eight fluorine ions, with $I = 1/2$). Furthermore, the effect of a many-body quantum

dynamics was also observed in holmium-based spin glasses [9], but the way how quantum fluctuations arise in this more concentrated regime still remains unclear.

Ac-susceptibility of a 0.1% at. holmium-doped LiYF_4 single crystal was studied as a function of a quasi-static field applied along the easy c -axis. The measurements were performed in a high temperature regime ($T \geq 1.75$ K) with a Quantum Design MPMS SQUID magnetometer, using a 4 Oe-amplitude excitation field. In Fig. 1, a low-frequency measurement, as obtained with $f_m = 163$ Hz, reveals peaks (dips) in the in-phase (dissipative) response when the dc-field is changed, allowing us to investigate the role of the various quantum relaxation mechanisms. In every cases, the results can be qualitatively understood when considering a field-dependent relaxation time to describe the system dynamics. As shown in Fig. 2, if the constant frequency measurement f_m is smaller than the characteristic frequency f_0 of spin fluctuations (case -iii-), an increase in the in-phase response, or a decrease in the dissipative response, is associated with a faster relaxation rate (that is, f_0 increases). The large deviations to the monotonous response, as observed in Fig. 1, are clear signatures of the *single-ion quantum dynamics* in a thermally-activated tunneling process through the energy barrier ($E_B \approx 10$ K, due to the first excited electronic singlet). Indeed, the faster relaxation of the magnetization observed for all the resonant fields H_n (see solid lines in Fig. 1), with $H_n = n \times 230$ Oe ($-7 \leq n \leq +7$, n being an integer), is in agreement with the crossing-fields of the electro-nuclear Zeeman diagram calculated within the single-ion picture (shown in Fig. 4a). Moreover, their width is temperature-dependent. Besides, similarly to non-expected magnetization steps observed in hysteresis loops at very low temperatures, additional peaks/dips are also evidenced for integer values of $|n|$ larger than 7, as well as for half-integer n values with $-13 \leq 2n \leq +13$, which do not correspond to any level crossing in Fig. 4a). These strongly suggest that *two* new tunneling mechanisms occur. Because of the nature of the intra-atomic hyperfine coupling, all these fields involve a unique property within the single-ion representation: some energy levels are equally separated, so that simultaneous multi-spins transitions may conserve the total energy. Furthermore, part of these cross-spins relaxation (CSR) processes may *not* conserve the total magnetization of the system, some electro-nuclear states being associated with opposite directions of the magnetic moment, thus allowing for a *multi-ions quantum dynamics*. Among these transitions, we can clearly distinguish between the *co-tunneling* and the *biased tunneling* processes. In particular, we discuss the role of co-tunneling transitions for the first time in mesoscopic magnetism. As shown below, ac-susceptibility anomalies for half-integer n are only related to co-tunneling events involving a two-ions process, which only occur within the dipolar window, their width thus being temperature-independent. In addition, this width is smaller than the one related to thermally-activated single-ion processes, because at $T \geq 1.75$ K the homogeneous broadening due to spin-phonon couplings is larger than the inhomogeneous dipolar broadening. Note that thermal activation over the energy barrier still requires longer times than the CSR *tunneling* events; the spin-phonon relaxation time can be measured for an applied field located out of any resonance [10]. In this strongly diluted limit, N -ions co-tunneling transitions with $N > 2$, allowed at fields $H_p = p \times H_{(n=1)}/N$ (integer p , with $|p| \leq 7N$), are less probable. If not, $N = 3$ transitions should be observed, the first resonance condition $H_{(n=1)}/3$ being out of the dipolar width of the zero-field resonance.

Finally, to clearly distinguish between every tunneling mechanisms, we used a higher measurement frequency f_m to evidence the role of dipolar-biased tunneling processes. In-

deed, these lead to additional anomalies in the dissipative response. At $f_m = 800$ Hz and $T = 1.75$ K, the relaxation rate associated with a thermally-activated single-ion tunneling process is smaller than f_m (case -i- in Fig. 2), whereas it is larger for the dipolar-biased tunneling process (case -iii-). Both rates increase being closer to resonance conditions related to integer n values with $|n| \leq 7$. However, the dissipative response now increases close to a resonance in the former case, whereas it decreases in the latter one. As the phonon-induced broadening is larger than the dipolar-induced one in this temperature range, the response first *increases* when the applied field gets closer to the resonance, but still being out of the dipolar window so that CSR do not occur. When this field enters the dipolar window centred around the resonance, the relaxation is quickly dominated by the CSR rate and the dissipative response now *decreases*. This feature allows us to clearly evidence, for the first time, the dipolar-biased tunneling mechanism as the occurrence of a dip dug in the dissipative response, as shown in Fig. 3b). Again, the width of this dip corresponds to the narrow dipolar window, but it is now temperature-independent only below $T \approx 2.2$ K. When the temperature is increased further, the thermally-activated tunneling rate indeed gets faster than the measurement frequency. The large maximum envelope of the response then turns into a minimum and we cannot distinguish between these two processes anymore.

To underline the role of spin-spin interactions and discuss the physics of CSR in $\text{LiYF}_4\text{:Ho}^{3+}$ in detail, we go beyond the single-ion picture and introduce a two-ions representation energy scheme. As shown in Fig. 4b), within this four-body picture (two electronic angular momenta and two nuclear spins) the former situation of equally-spaced levels now corresponds to the existence of energy level crossings of pair states, associated either with a co-tunneling event (that is, two spins, initially in the same state, flip simultaneously to the opposite state), a biased tunneling process (that is, only one spin flips) or a flip-flop process (that is, two spins with an opposite initial state flip simultaneously). Only the first two mechanisms contribute to the relaxation of the magnetization, the latter being associated with the so-called spin-diffusion phenomenon. The two-ions Zeeman diagram was calculated on the basis of the single-ion electro-nuclear states shown in Fig. 4a). Details of the calculation will be published elsewhere. Without taking any interaction between Ho^{3+} ions into account, we underline in Fig. 4b) the intrinsic new features of this four-body picture: some additional crossing-fields are only related to the energy-level separations within the single-ion picture (see dotted lines). The effect of an additional *isotropic* coupling is shown in the inset of Fig. 4b), using a large amplitude for the sake of clarity. Part of the degeneracies is removed so that, in an ensemble of weakly-coupled mesoscopic spins, some crossings are shifted by a distribution of equivalent molecular fields H_{bias} , leading to biased tunneling. Co-tunneling crossing-fields are not affected. Note that only *anisotropic interactions* allow for CSR tunneling transitions, leading to finite tunneling gaps, such as the non-secular part of the dipole-dipole interaction. All the features observed in Fig. 1 now have an interpretation in terms of level crossings involving a pair of Ho^{3+} ions, that is, within the four-body picture. The same ideas can be extended to weakly-coupled single molecule magnets (SMMs), such as the well-known molecular nanomagnets $\text{Mn}_{12}\text{-ac}$ and Fe_8 . Indeed, co-tunneling could explain specific heat anomalies observed at intermediate temperatures in Fe_8 by Gaudin and co-workers [11]. Moreover, isotropic exchanged-biased tunneling was also recently observed in a molecular dimer $[\text{Mn}_4]_2$ but in a strong antiferromagnetic coupling regime [12], thus preventing co-tunneling events, as well as in weakly-interacting Mn_4 SMMs [13], still with a

larger ferromagnetic exchange coupling than dipolar interactions.

In $\text{LiYF}_4\text{:Ho}^{3+}$, two-ions energy levels are strongly degenerate due to the high degree of symmetry of the single-ion Zeeman diagram, the strong dipolar hyperfine coupling resulting in many equally-separated energy levels. This unique property makes diluted Ho^{3+} ions in LiYF_4 a *model system* to evidence, and describe in detail, all the various CSR tunneling mechanisms that can occur in an ensemble of weakly-coupled mesoscopic spins. Generally speaking, resonance conditions associated with the multi-spins tunneling dynamics can be easily deduced from energy-conserved multi-transitions events within the single-spin picture. In particular, co-tunneling processes are a pure *intrinsic property of the many-body picture*, even for vanishing interactions, the crossing fields being independent of the coupling strength. More importantly, co-tunneling events are only allowed by anisotropic interactions, which are also expected to be a key ingredient to understand quantum fluctuations at larger scales in complex systems, such as in the quantum spin glass problem.

REFERENCES

- [1] L. Thomas, F. Lioni, R. Ballou, D. Gatteschi, R. Sessoli, and B. Barbara, *Nature* (London), **383**, 145–147, 1996.
- [2] B. Barbara *et al.*, *J. Magn. Magn. Mat.*, **140-144**, 1825–1828, 1995.
- [3] J.R. Friedman, M.P. Sarachik, J. Tejada, and R. Ziolo. *Phys. Rev. Lett.*, **76**, 3830–3833, 1996.
- [4] N.V. Prokof'ev and P.C.E. Stamp. *Rep. Prog. Phys.*, **63**, 669–726, 2000.
- [5] For a review, see I. Tupitsyn and B. Barbara, in Miller and Drillon, editors, *Magneto-science - From Molecules to Materials*. Wiley VCH Verlag GmbH, 2000.
- [6] R. Giraud, W. Wernsdorfer, A.M. Tkachuk, D. Mailly, and B. Barbara, *Phys. Rev. Lett.* **87**, 057203 (2001).
- [7] L. Thomas and B. Barbara, *J. of Low Temp. Phys.* **113**, 1055 (1998).
- [8] T. Ohm, C. Sangregorio, and C. Paulsen, *J. of Low Temp. Phys.* **113**, 1141 (1998).
- [9] W. Wu *et al.*, *Phys. Rev. Lett.* **67**, 2076 (1991).
- [10] R. Giraud *et al.*, unpublished.
- [11] G. Gaudin *et al.*, *J. Magn. Magn. Mat.* **242-245**, 915 (2002).
- [12] W. Wernsdorfer *et al.*, *Nature* (London) **416**, 409 (2002).
- [13] W. Wernsdorfer, S. Bhaduri, R. Tiron, D.N. Hendrickson, G. Christou, *Phys. Rev. Lett.* **89**, 197201 (2002).

LIST OF FIGURES CAPTIONS

- FIG. 1 (a,b) Ac-susceptibility measured at $T = 1.75$ K with a frequency $f_m = 163$ Hz. The non-monotonous ac-response, as a function of H_z , gives evidence for a faster relaxation at well-defined values $H_n = n \times 230$ Oe. Large and broad peaks or dips are clearly observed for integer n values, with $-7 \leq n \leq +7$, whereas smaller and narrower ones are measured for half-integer n values, with $-13 \leq 2n \leq +13$, as well as for $n = \pm 8$ and $n = \pm 9$. The solid lines correspond to electro-nuclear level crossings calculated within the single-ion representation (see Fig. 4a), whereas the dotted lines are associated with level crossings calculated within the two-ions representation (see Fig. 4b).
- FIG. 2 Variation of the in-phase (a) and dissipative (b) responses in the ac-susceptibility for three different relaxation rates f_0 , described within the Debye model assuming a single (dominant) relaxation time. The constant measurement frequency f_m is suggested by the vertical solid line, and χ_0 is the static susceptibility. Depending on the value of f_m , the dissipative response can be either increased (case -i-) or decreased (case -iii-) if the dynamics gets faster. In any case, the in-phase response follows the variations of f_0 .
- FIG. 3 (a,b) Ac-susceptibility measured at a larger frequency $f_m = 800$ Hz. Dipolar-biased tunneling is clearly evidenced, at low-enough temperatures, due to a decrease in the dissipative response for every integer n values. The large arrows in (b) show the dips observed for $n = 0$ and $n = 1$. The width of these dips is constant below $T \approx 2.2$ K and corresponds to the average amplitude of dipolar interactions.
- FIG. 4 (a) Electro-nuclear energy levels calculated within the single-ion representation. Equally-spaced levels in the Zeeman diagram allow for non-dissipative CSR processes in the tunneling regime. As suggested by red arrows, *three* various kinds of CSR may occur at well-defined values $H_n = n \times 230$ Oe. (b) Within the two-ions Zeeman diagram, each cross-relaxation process involving a pair of magnetic moments now corresponds to a level crossing. Note that the finite slopes are twice larger than in (a). Their crossing describes a co-tunneling process (integer or half-integer n , with $-14 \leq 2n \leq +14$). Other crossings only involve the flipping of one magnetic moment (integer n , with $-14 \leq n \leq +14$). The inset shows how an isotropic interaction, with a given coupling strength, removes part of the degeneracies for integer n values, leading to biased tunneling, as well as an avoided level crossing due to both Ho^{3+} nuclear spin and first electronic singlet.

FIGURES

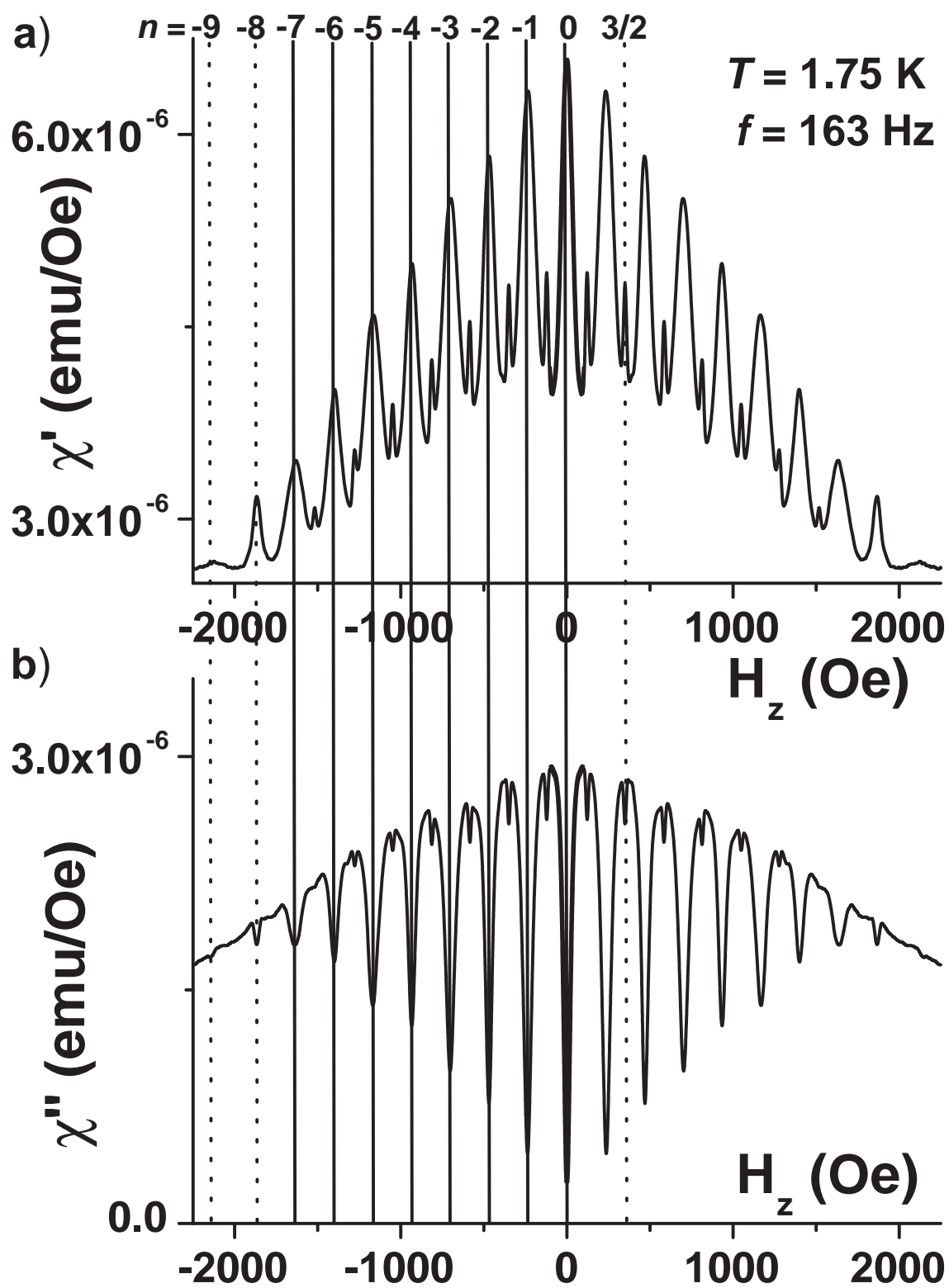


FIG. 1. R. Giraud

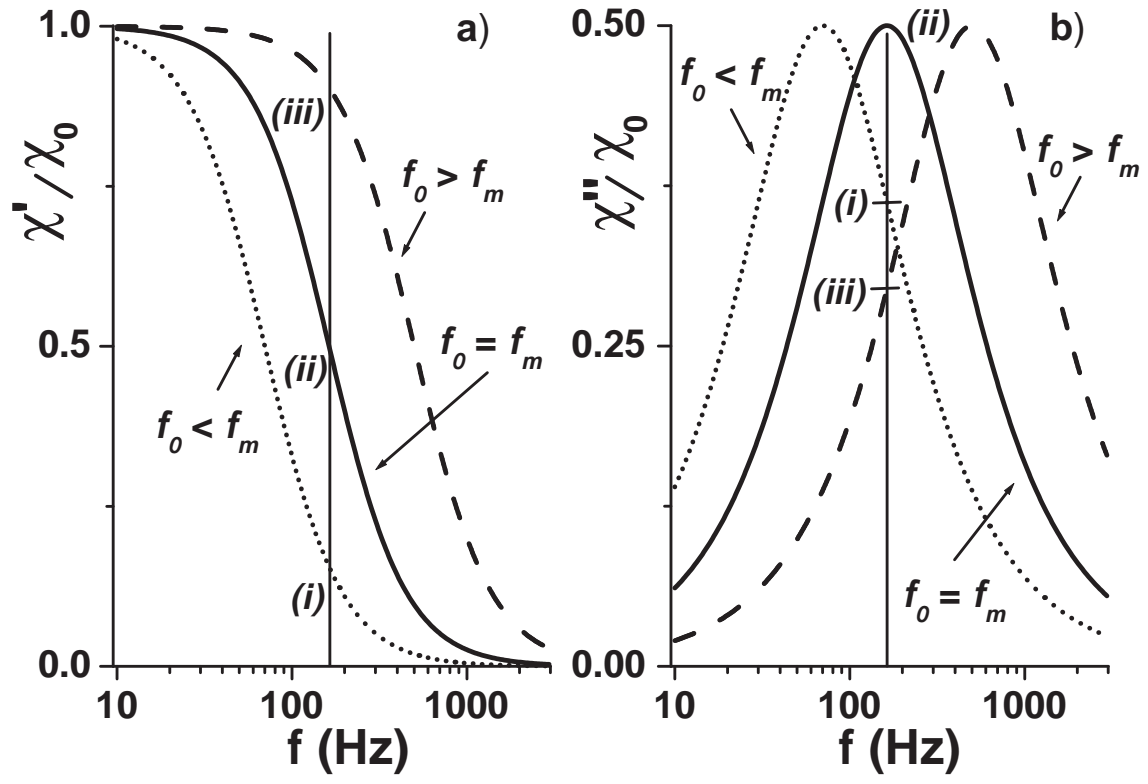


FIG. 2. R. Giraud

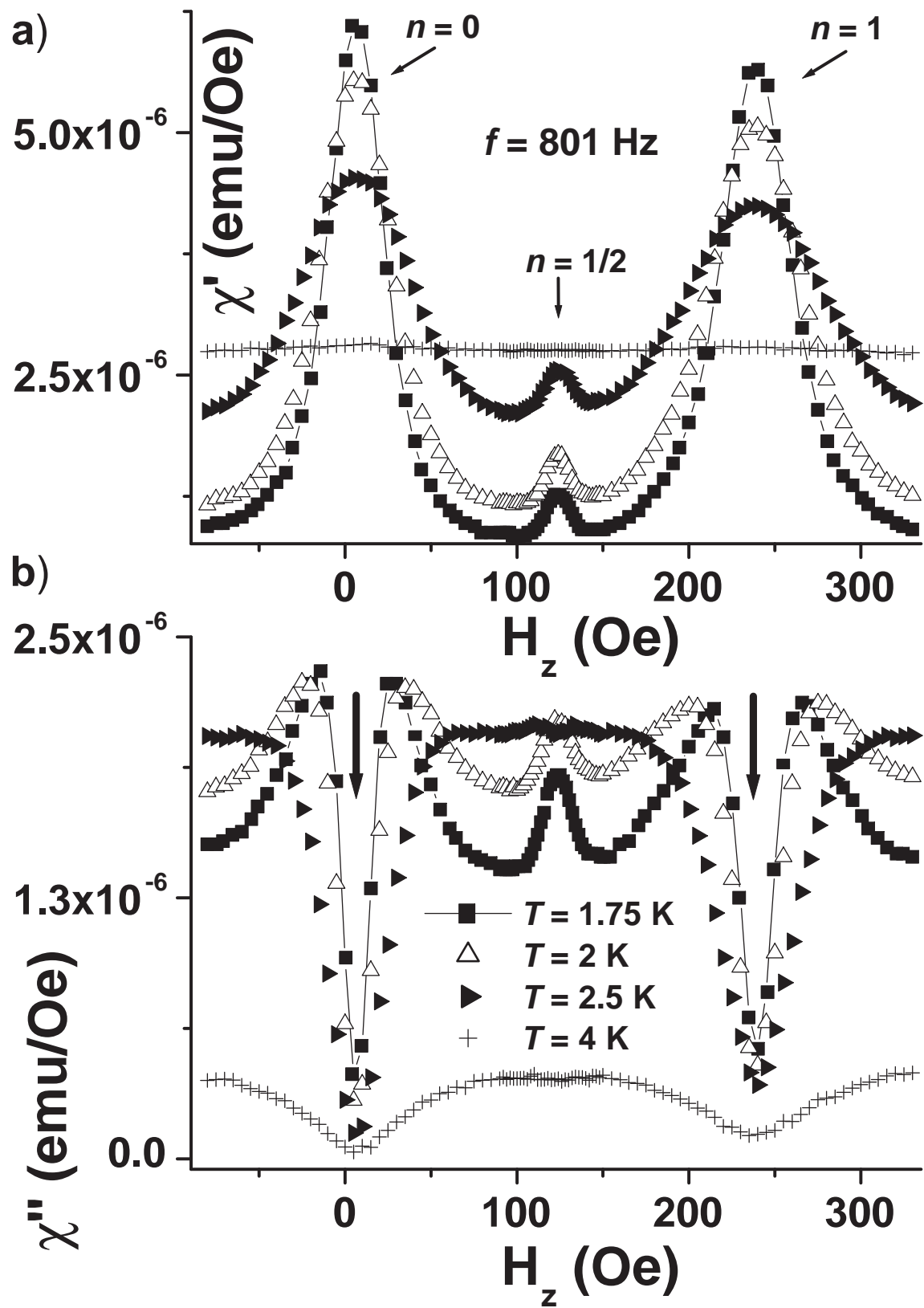


FIG. 3. R. Giraud

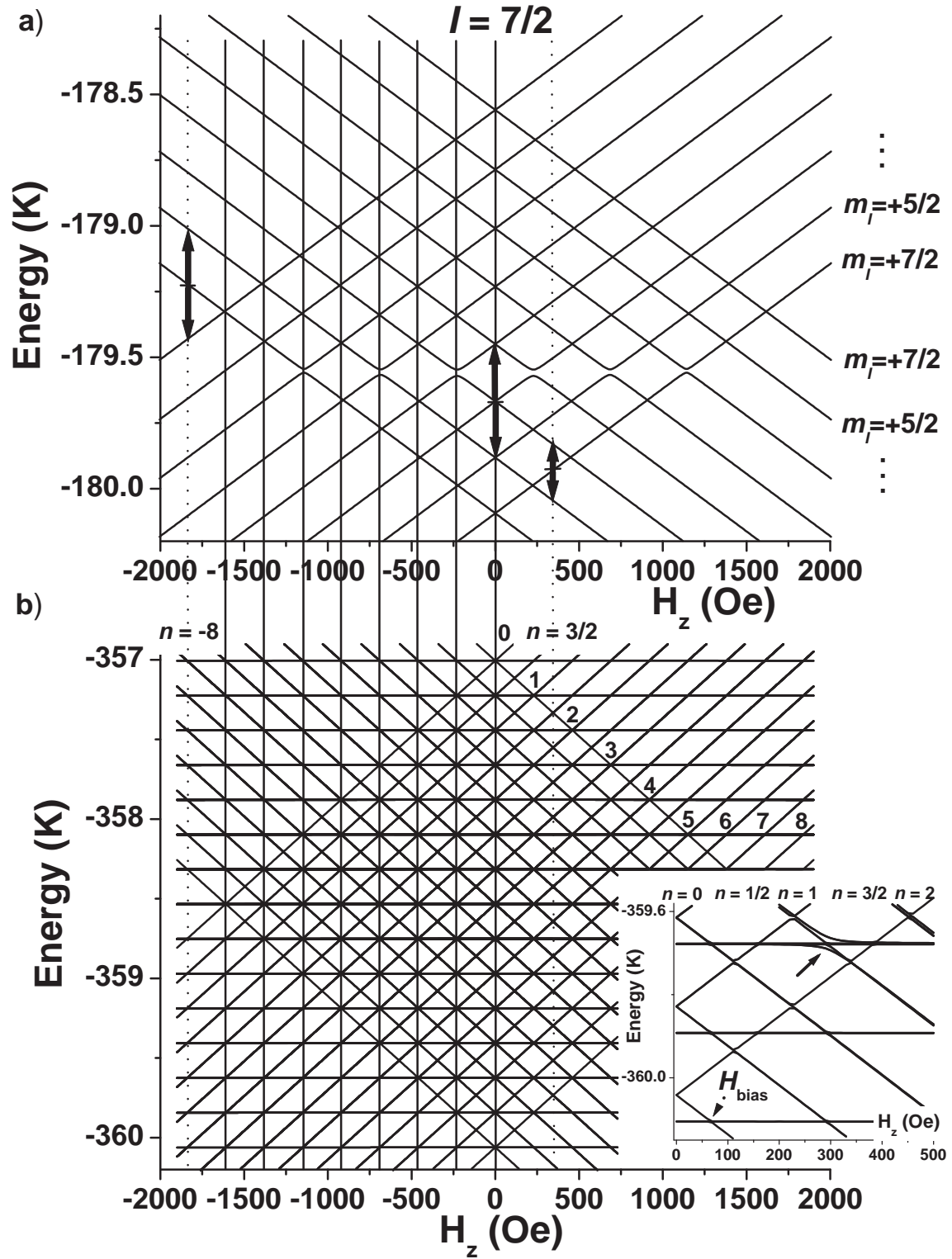


FIG. 4. R. Giraud