

Phase transitions of the binary production $2A \rightarrow 3A$, $4A \rightarrow \emptyset$ model

Géza Ódor

Research Institute for Technical Physics and Materials Science,
H-1525 Budapest, P.O.Box 49, Hungary

Phase transitions of the $2A \rightarrow 3A$, $4A \rightarrow \emptyset$ reaction-diffusion model is explored by dynamical, N -cluster approximations and by simulations. The model exhibits site occupation restriction and explicit diffusion of lonely particles. While the site mean-field approximation shows a single transition at zero branching rate introduced in PRE **67**, 016111 (2003), $N > 2$ cluster approximations predict the appearance of an other transition line for weak diffusions (D) as well. The latter phase transition is continuous, occurs at finite branching rate and exhibits different scaling behavior. I show that the universal behavior of these transitions is in agreement with that of the PCPD model both on the mean-field level and in one dimension. Therefore this model exhibiting annihilation by quadruplets does not fit in the recently suggested classification of universality classes of absorbing state transitions in one dimension (PRL **90**, 125701 (2003)). For high diffusion rates the effective $2A \rightarrow 3A \rightarrow 4A \rightarrow \emptyset$ reaction becomes irrelevant and the model exhibits a mean-field transition only. The two regions are separated by a non-trivial critical endpoint at D^* .

Phase transitions in nonequilibrium systems, which do not possess hermitian Hamiltonian may appear in models of population, epidemics, catalysis, cooperative transport, enzyme biology and markets for example [1]. Reaction-diffusion type of systems are of primary interest since other nonequilibrium models often can be mapped onto them [2]. The classification of universality classes in reaction-diffusion type of systems [3,4] has recently got some impetus. In these systems particle creation, annihilation and diffusion processes compete and by tuning the control parameters phase transition may occur from an active steady state to an absorbing state of zero density. The fluctuations in the absorbing state are so small, that systems cannot escape from it, hence such phase transitions may emerge in one dimension already. Several systems with binary, triplet or quadruplet, particle reactions have been investigated numerically and novel type of critical phase transitions were found [5–23]. Solid field theoretical treatment exists for bosonic, binary production systems only [24], but this is not applicable for the active and critical states of site restricted models, since it cannot describe a steady state with finite density.

The mean-field solution of general,

$$nA \xrightarrow{\sigma} (n+k)A, \quad mA \xrightarrow{\lambda} (m-l)A, \quad (1)$$

type of models (with $n > 1$, $m > 1$, $k > 0$, $l > 0$ and $m-l \geq 0$) resulted in a series of universality classes depending on n and m [22]. In particular for the $n = m$ symmetrical case the density of particles above the critical point ($\sigma_c > 0$) scales as

$$\rho \propto |\sigma - \sigma_c|^\beta, \quad (2)$$

with $\beta^{MF} = 1$, while at the critical point it decays as

$$\rho \propto t^{-\alpha}, \quad (3)$$

with $\alpha^{MF} = \beta^{MF}/\nu_{||}^{MF} = 1/n$ [21,22] (here "MF" denotes mean-field value). On the other hand for the $n < m$

asymmetric case continuous phase transitions at zero branching rate $\sigma_c = 0$ occur with

$$\beta^{MF} = 1/(m-n), \quad \alpha^{MF} = 1/(m-1) \quad (4)$$

For $n > m$ the mean-field solution provides first order transition.

The upper critical dimension for such systems is debated [4,19,21,22] but should be quite low ($d_c = 1-2$) allowing a few anomalous critical transitions only. For example $d_c < 1$ was confirmed by simulations in case of the asymmetric, binary production $2A \rightarrow 4A$, $4A \rightarrow 2A$ model [23]. It was also pointed out there that $N > 1$ cluster mean-field approximation, that takes into account the diffusion of particles would provide a more adequate description of such models. Earlier studies have shown [26–28] that there exist models with first order transitions in the site mean-field approximation that changes to continuous one in higher level of cluster approximations. Dependence on the diffusion was found to be important in binary production models [6,8] and it turned out that at least $N > 2$ level of approximation is needed for an adequate description [15,18].

In this paper I investigate the $2A \rightarrow 3A$, $4A \rightarrow 2A$ model and show that the diffusion plays an important role: it introduces a different critical point besides the one at $\sigma = 0$ branching rate. I show by simulations that this transition is not mean-field type in one dimension but belongs to the class of the: $2A \rightarrow 3A$, $2A \rightarrow \emptyset$ so called PCPD model. My model is defined and parametrized following the notation of [6] by the rules

$$\begin{array}{ll} AA\emptyset, \emptyset AA \rightarrow AAA & \text{with rate } \sigma = (1-p)(1-D)/2 \\ AAAA \rightarrow \emptyset\emptyset\emptyset\emptyset & \text{with rate } \lambda = p(1-D) \\ A\emptyset \leftrightarrow \emptyset A & \text{with rate } D. \end{array} \quad (5)$$

Here D denotes the diffusion probability and p is the other control parameter of the system.

Dynamical cluster mean-field approximations have been introduced for nonequilibrium models by [29,30].

The master equations for $N = 1, 2, 3, 4, 5$ block probabilities were set up

$$\frac{\partial P_N(\{s_i\})}{\partial t} = f(P_N(\{s_i\})) , \quad (6)$$

where site variables may take values: $s_i = \emptyset, A$. Taking into account spatial reflection symmetries of $P_N(\{s_i\})$ this involves 20 independent variables in case of $N = 5$. The master equation (6) was solved numerically by the Runge-Kutta algorithm for $N = 2, 3, 4, 5$ by several D and p values. The particle ($\rho(p, D)$) and pair ($\rho_2(p, D)$) densities were expressed by $P_N(\{s_i\})$. For strong diffusion rates only a type (4) phase transition occurs at $\sigma = 0$ with $\beta = 1/2$ and $\alpha = 1/3$ exponents for each level N investigated. However for $N > 1$ and weak diffusion rates other phase transitions points emerge as well, with $\sigma_c > 0$. This means that for small σ and D values the absorbing state becomes stable as one can see on Fig.1. Simulations in one dimension confirm this (see later).

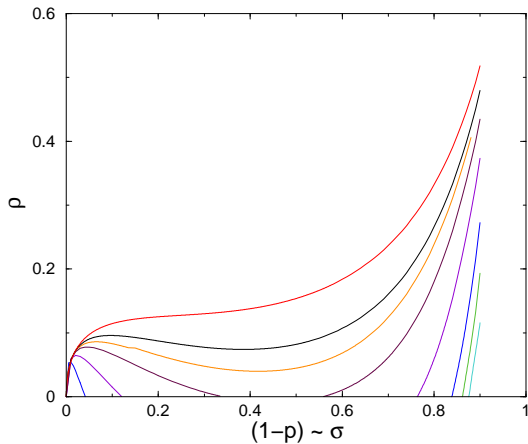


FIG. 1. Steady state density in $N = 5$ level approximation for diffusion rates $D = 0.5, 0.4, 0.35, 0.3, 0.2, 0.1, 0.05, 0.01, 0.01$ (top to bottom curves). Similar scenario appears for $N = 2, 3, 4$.

In the active phases in the neighborhood of the $\sigma_c > 0$ transition points power law fitting of the form (2) resulted in $\beta = 1$ for all $N > 1$ levels of approximations. On the other hand for the pair density in pair approximations one obtains $\beta = 1$ again, like in case of the PCPD model for low diffusions [6]. This anomaly disappears for $N = 3, 4, 5$ and the fitting results in $\beta = 2$ for pairs.

At the $\sigma_c > 0$ critical points the dynamical behavior is power-law type (3) with $\alpha = 1/2$ for $N = 3, 4, 5$. Again the pair approximation gives the strange result: $\alpha = 1$ (like in ref. [6]). The failure of the pair approximation also appears in the inactive region, where it results in exponential density decay. In contrast with this the $N = 3, 4, 5$ approximations show power-laws here with $\alpha = 1$ for particles and $\alpha = 2$ for pairs. The α and β exponents for $0 < \sigma \leq \sigma_c$ can be explained by accepting

that the dominant decay process is: $2A \rightarrow 3A \rightarrow 4A \rightarrow \emptyset$ instead of the $4A \rightarrow \emptyset$ here. Altogether one can find very similar cluster mean-field behavior as in case of the PCPD model [6,18].

One can also observe that by increasing D from zero the PCPD like transitions disappear at some D^* value, when the $\rho(\infty)$ steady state curve touches the $\rho = 0$ axis. For $D \geq D^*$ there is no absorbing state in the system and a critical endpoint appears with $\beta = 2$ (parabolic) singularity at σ_c^* . For $N = 3$ the endpoint is located at $D^* = 0.1480(5)$, $\sigma_c^* = 0.689(1)$.

To test these analytical findings I have performed simulations in one dimension. These were carried out on $L = 1 - 5 \times 10^5$ sized systems with periodic boundary conditions. The initial states were half filled lattices with randomly distributed A -s and the density of particles is followed up to 5×10^8 Monte Carlo steps (MCS). One MCS consist of the following processes. A particle, a direction and a number $x \in (0, 1)$ are selected randomly; if $x < D$ a site exchange is attempted with one of the randomly selected empty nearest neighbors (nn); else if $D \leq x < (D + \lambda)$ four neighboring particles are removed; else one particle is created at an empty site in the randomly selected direction following a pair of A -s. In each MCS the time is updated by $1/n$, where n is the number of particles.

First I followed the density of particles for a small σ (at $p = 0.95$) at diffusion rates: $D = 0.5$ and $D = 0.2$. In both cases a power-law decay with $\alpha = 0.5$ exponent could be observed, hence an inactive phase with decay of the $AA \rightarrow \emptyset$ process — valid in one dimension [32] — was identified.

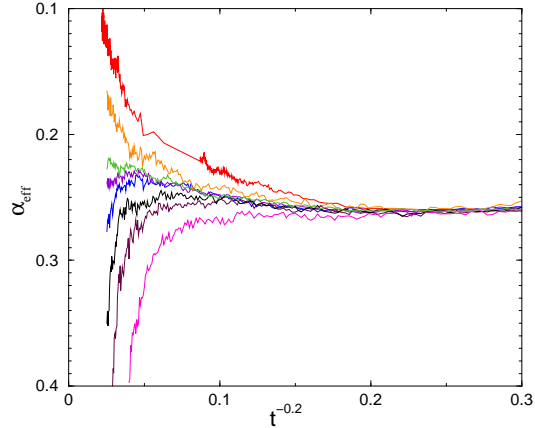


FIG. 2. α_{eff} in the one dimensional $3A \rightarrow 4A, 4A \rightarrow \emptyset$ model at $D = 0.5$ Different curves correspond to $p = 0.1583, 0.1584, 0.1585, 0.15852, 0.15853, 0.1586, 0.1587, 0.159$ (top to bottom)

The critical points were determined by calculating the local slopes defined as

$$\alpha_{eff}(t) = \frac{-\ln[\rho(t)/\rho(t/m)]}{\ln(m)} , \quad (7)$$

(where I used $m = 2$) for $D = 0.2, 0.5, 0.747$. As Fig.2 shows the local slopes curve for $D = 0.5$, $p = 0.15850(2)$ extrapolates to $\alpha = 0.21(1)$. This value agrees with that of the PCPD model [18,19]. Other curves exhibit curvature for long times, i.e. for $p < 0.1585$ they veer up (active phase), while for $p > 0.1585$ they veer down (absorbing phase). The local slopes figure shows similar strong correction to scaling as in case of the PCPD model, i.e. some curves that seem to be supercritical veer down after $t \sim 10^6$ MCS. Similar results are obtained by other $\sigma_c > 0$ transitions. For $D = 0.2$, when the critical point is at $p = 0.0892(1)$ the local slopes for the density decay predicts $\alpha = 0.21(2)$. Repeating the simulations at $D = 0.9$ no absorbing phase has been found (up to $p \leq 0.9999$), the steady state density disappears monotonously as $\sigma \rightarrow 0$. At $\sigma = 0$ the density decays with $\alpha = 1/3$ valid for the $4A \rightarrow \emptyset$ process in one dimension [33].

The steady state density in the active phase near the critical phase transition point is expected to scale as $\rho(\infty) \propto |p - p_c|^\beta$. Using the local slopes method one can get a precise estimate for β and see the corrections to scaling

$$\beta_{eff}(p_i) = \frac{\ln \rho(\infty, p_i) - \ln \rho(\infty, p_{i-1})}{\ln(p_i) - \ln(p_{i-1})}. \quad (8)$$

The steady state density was determined by running the simulations in the active phase: $\epsilon = p_c - p_i > 0$, by averaging over ~ 100 samples in a time window following the level-off is achieved. As one can see on Fig.4 the effective exponent tends to $\beta = 0.40(2)$ as $\epsilon \rightarrow 0$ both for $D = 0.5$ and $D = 0.2$ diffusions. These values are in agreement with that of the one dimensional PCPD model [18,19]. Again assuming logarithmic corrections as in [18] of the form

$$\rho(\infty, \epsilon) = [\epsilon / (a + b \ln(\epsilon))]^\beta \quad (9)$$

one can obtain $p = 0.1585(1)$ and $\beta = 0.38(1)$ for $D = 0.5$ and $p = 0.0892(1)$ and $\beta = 0.41(3)$ for $D = 0.2$, which agrees with the previous values within numerical accuracy. [9,22]. Altogether one can not see relevant logarithmic corrections for the diffusion rates investigated here.

In case of $D = 0.9$, $\sigma_c = 0$ one can see $\beta = 0.50(1)$ in agreement with the $N = 3, 4, 5$ cluster mean-field approximation results. A quadratic fitting of the form

$$\beta_{eff} = \beta - a\epsilon^x - b\epsilon^{2x} \quad (10)$$

results in: $a = 0.195$, $b = 0.158$, $x = 0.214$, $\beta = 0.51(1)$. This suggests that the effective $2A \rightarrow \emptyset$ process is weaker now than the $2A \rightarrow 3A$, leaving the transition at $\sigma_c = 0$. The phase diagram for different levels of approximations as well as MC data are shown on Fig. 3. As one can see approximations tend towards the simulated points by increasing N .

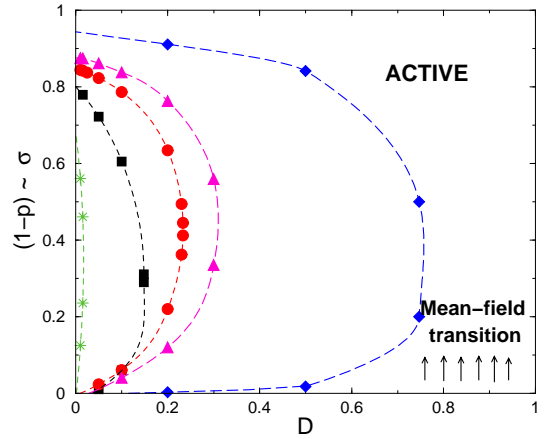


FIG. 3. Phase diagram. Stars correspond to $N = 2$, boxes to $N = 3$, bullets to $N = 4$ and triangles to $N = 5$ cluster mean-field approximations. Diamonds denote 1d simulation data. Lines connecting data points are for the guidance of eye only. At the $\sigma = 0$ line a mean-field type of transition occurs.

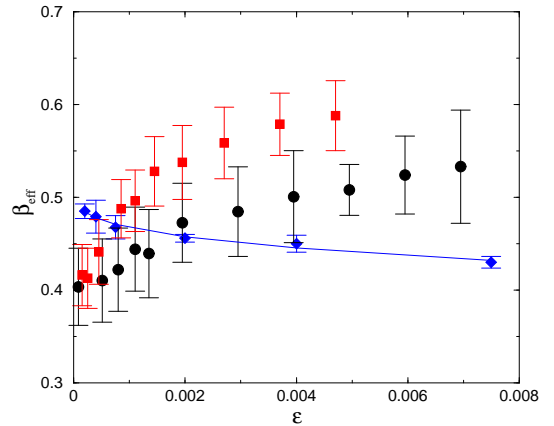


FIG. 4. β_{eff} as the function of ϵ in the one dimensional $2A \rightarrow 3A$, $4A \rightarrow \emptyset$ model. The bullets correspond to $D = 0.5$, the boxes to $D = 0.2$, the diamonds to $D = 0.9$ diffusion rate. The solid line shows a quadratic fitting of the form (10).

Finite size scaling investigations at $D = 0.5$ and $p_c = 0.1585$ were performed for system sizes: $L_i = 32, 64, 128, \dots, 4096$. The quasi-steady state density (averaged over surviving samples) is expected to scale according to

$$\rho_s(\infty, p_c, L) \propto L^{-\beta/\nu_\perp}, \quad (11)$$

while the characteristic lifetime for half of the samples to reach the absorbing state scales with the dynamical exponent Z as

$$\tau(p_c, L) \propto L^Z. \quad (12)$$

These quantities were analyzed by the local slopes:

$$Z_{eff}(L) = \frac{\ln \tau(L_i) - \ln \tau(L_{i-1})}{\ln L_i - \ln L_{i-1}} \quad (13)$$

$$\beta/\nu_{\perp}(L) = \frac{\ln \rho_s(L_i) - \ln \rho_s(L_{i-1})}{\ln L_i - \ln L_{i-1}}, \quad (14)$$

Linear extrapolation to $L \rightarrow \infty$ results in $Z = 1.80(15)$ and $\beta/\nu_{\perp} = 0.40(3)$. These values corroborate that the transition is of PCPD type

In conclusion the N cluster mean-field study of the binary production $2A \rightarrow 3A$, $4A \rightarrow \emptyset$ model has shown the appearance of another critical transition with non-zero production rate for low diffusions. While the pair approximation results in somewhat odd results – like in case of other binary production systems – the $N = 3, 4, 5$ levels coherently exhibit PCPD-like mean-field critical behavior for these phase transition points and within the absorbing phase. This transition line disappears at a critical endpoint for $D \geq D^*$ characterized by $\beta = 2$ order parameter singularity and for high diffusion rates the $\sigma_c = 0$ critical point remains only in the system, predicted by the site mean-field approximation. The utmost importance of diffusion dependence and the corresponding $N > 2$ cluster mean-field approximations is demonstrated in this study.

Extensive simulations in one dimension have confirmed the existence of the nontrivial transition for low diffusions. By these transitions points the critical behavior agrees with that of the latest results obtained for the PCPD model. Therefore this model does not fit in the table of universality classes suggested for such models in one dimension [19]. The reason behind this discrepancy might be that in [19] low diffusions have not been investigated.

An interesting, open problem is the exploration of the phase structure of this system in higher dimensions. The agreement of one-dimensional results with those of the cluster mean-field shows that similar rich phase structure may emerge in higher dimensions too. That would mean that the effective $2A \rightarrow \emptyset$ reaction is generated via: $2A \rightarrow 3A \rightarrow 4A \rightarrow \emptyset$ again. These results raise the possibility that such mechanism also emerges by unary production systems (example by: $A \rightarrow 2A$, $4A \rightarrow \emptyset$) and one should find a DP transition instead of the mean-field one suggested by perturbative renormalization study [33] of such models. This would affect the classification of fundamental universality classes of RD systems and may point out the weak points of the perturbative renormalization. An other important point to be investigated is the scaling behavior at the critical endpoint.

Acknowledgements:

The author thanks F. Iglói, G. Szabó and U. Täuber for their useful comments. Support from the Hungarian research fund OTKA (Grant No. T-25286) is ac-

knowledgeed. The author thanks the access to the NIFI Cluster-GRID and to the Supercomputer Center of Hungary.

-
- [1] For references see : J. Marro and R. Dickman, *Nonequilibrium phase transitions in lattice models*, Cambridge University Press, Cambridge, 1999.
 - [2] H. Hinrichsen, Adv. Phys. **49**, 815 (2000).
 - [3] G. Ódor, *Universality classes in nonequilibrium lattice systems*, cond-mat/0205644, to appear in Rev. Mod. Phys. in April 2004.
 - [4] U. Täuber, Adv. in Solid State Phys. **43** 659 (2003).
 - [5] P. Grassberger, Z. Phys. B **47**, 365 (1982).
 - [6] E. Carlon, M. Henkel and U. Schollwöck, Phys. Rev. E **63**, 036101-1 (2001).
 - [7] H. Hinrichsen, Phys. Rev. E **63**, 036102-1 (2001).
 - [8] G. Ódor, Phys. Rev. **E62**, R3027 (2000).
 - [9] H. Hinrichsen, Physica A **291**, 275-286 (2001).
 - [10] G. Ódor, Phys. Rev. E **63**, 067104 (2001).
 - [11] J. D. Noh and H. Park, cond-mat/0109516.
 - [12] M. Henkel and U. Schollwöck, J. Phys. A **34**, 3333 (2001).
 - [13] M. Henkel and H. Hinrichsen, J. Phys. A **34**, 1561 (2001).
 - [14] K. Park, H. Hinrichsen, and In-mook Kim, Phys. Rev. E **63**, 065103(R) (2001).
 - [15] G. Ódor, M. A. Santos, M. C. Marques, Phys. Rev. E **65**, 056113 (2002).
 - [16] G. Ódor, Phys. Rev. E **65**, 026121 (2002).
 - [17] K. Park and I. Kim, Phys. Rev. E **66**, 027106 (2002).
 - [18] G. Ódor, Phys. Rev. E **67**, 016111 (2003).
 - [19] J. Kockelkoren and H. Chaté, Phys. Rev. Lett. **90**, 125701 (2003).
 - [20] R. Dickman and M. A. F. de Meneses, Phys. Rev. E **66**, 045101 (2002).
 - [21] K. Park, H. Hinrichsen and I. Kim, Phys. Rev. E **66**, 025101 (2002).
 - [22] G. Ódor, Phys. Rev. E **67**, 016111 (2003).
 - [23] G. Ódor, Braz. J. of Phys. **33**, 431 (2003).
 - [24] M. J. Howard and U. C. Täuber, J. Phys. A **30**, 7721 (1997).
 - [25] G. Ódor, Phys. Rev. E **65** 026121 (2002).
 - [26] G. Ódor, N. Boccara, G. Szabó, Phys. Rev. E **48**, 3168 (1993).
 - [27] G. Ódor and A. Szolnoki, Phys. Rev. E **53**, 2231 (1996).
 - [28] N. Menyhard and G. Ódor, J. Phys. A. **28**, 4505 (1995).
 - [29] H. A. Gutowitz, J. D. Victor and B. W. Knight, Physica **28D**, 18, (1987).
 - [30] R. Dickman, Phys.Rev. **A38**, 2588, (1988).
 - [31] R. Dickman, W. R. M. Rabelo and G. Ódor, Phys. Rev. E **65** 016118 (2001).
 - [32] B. P. Lee, J. Phys. A **27**, 2633 (1994).
 - [33] J. L. Cardy and U. C. Täuber, J. Stat. Phys. **90**, 1 (1998).