

Hydrodynamic coupling of two rotating spheres trapped in harmonic potentials

Michael Reichert* and Holger Stark

Fachbereich Physik, Universität Konstanz, D-78457 Konstanz, Germany

(Dated: May 22, 2019)

We theoretically study in detail the hydrodynamic coupling of two equal-sized colloidal spheres at low Reynolds numbers assuming the particles to be harmonically trapped with respect to both their positions and orientations. By taking into account the rotational motion, we obtain a rich spectrum of collective eigen modes whose properties we determine on the basis of pure symmetry arguments. Extending recent investigations on translational correlations [J.-C. Meiners and S. R. Quake, *Phys. Rev. Lett.* **82**, 2211 (1999)], we derive the complete set of auto- and cross-correlation functions emphasizing the coupling of rotation to translation which we illustrate in a few examples. A novel feature of our system is the self-coupling of translation and rotation of one particle mediated by the neighboring particle that is clearly visible in the appropriate auto-correlation function. This coupling is a higher-order effect and therefore not included in the widely used Rotne-Prager approximation for the hydrodynamic mobilities.

PACS numbers: 05.40.Jc, 47.15.Gf, 82.70.Dd

I. INTRODUCTION

Colloids are widely used to model atomic systems [1, 2]. However, there is one feature specific to colloidal suspensions which distinguishes them fundamentally from atomic systems: the so-called hydrodynamic interactions [3, 4]. A particle moving in a viscous fluid creates a long-range flow field around itself through which it interacts with other particles. Thus, hydrodynamic interactions constitute a complicated many-body problem since the motion of one particle depends on the translations and rotations of all the other particles in the fluid [5].

The central quantities in the description of hydrodynamic interactions are the mobility or friction tensors which connect in a linear response scheme all the forces and torques acting on the particles to their linear and angular velocities [6]. In the present paper, we draw special attention to the rotational degree of freedom and how it couples to translation. Its physical consequences have rarely been treated in literature [7, 8, 9].

In many physically interesting systems, hydrodynamic interactions play an important role. Whenever dynamic effects in suspensions are studied, hydrodynamic interactions have to be taken into account. Examples are sedimenting particles [10, 11] or the apparent attractive interaction between like-charged spherical particles mediated by a single, like-charged wall [12].

In recent years, a new method called microrheology has been developed [13] and applied to several biological systems [14, 15]. It is used to determine rheological properties of viscous and viscoelastic media by tracking the trajectory of embedded probe particles and calculating the time-dependent position correlations. The so-called two-point microrheology employs a system of two colloidal particles, which has several advantages over using only a single particle; in particular, the correlated motions of two tracer particles reflect the bulk rheology of the medium they are embedded in more ac-

curately [16, 17]. Many experiments based on this technique have been carried out to study soft media [18, 19, 20, 21]. Furthermore, this method was used to measure the corrections to the diffusion coefficients in a system of two spheres due to hydrodynamic interactions [22] and to study the hydrodynamic coupling of two spheres to a wall [23].

The physical systems we have in mind are colloidal suspensions of birefringent spherical particles. E.g., they are realized by polymerizing the nematic order in liquid-crystal droplets [24, 25]. In contrast to conventional isotropic colloids, both their positions and orientations can be manipulated by optical tweezers. In particular, the orientation is controlled with optical traps generated by linearly polarized laser light and is detected with crossed polarizers [24, 25, 26].

In the present paper, we consider a system of two trapped spheres of equal size. We give a complete analytic description of the coupled translational and rotational dynamics. Due to the axial symmetry, the longitudinal motions parallel to the particle-particle axis decouple completely from transversal motions. In addition, there is no coupling of translation and rotation in longitudinal motions. This greatly reduces the complexity of the problem. We determine the complete set of collective eigenmodes of the system and calculate the correlations for particles undergoing thermal fluctuations. Our work extends recent investigations on correlations in translational fluctuations [18, 19, 20]. By taking into account the rotational degrees of freedom, we obtain a rich spectrum of collective modes and correlation functions.

The outline of this paper is as follows. In Sec. II, we first summarize the basic equations for the description of hydrodynamic interactions in general. Then, we study in detail the two-particle system and show by symmetry arguments how it decouples into the aforementioned longitudinal and transversal motions. Assuming that both the particles' positions and orientations are trapped in harmonic potentials, we determine and discuss their collective eigenmodes in Sec. III. Finally, in Sec. IV, we use Langevin dynamics to calculate correlation functions for the thermally fluctuating positions and orientations of the trapped particles and point out their interesting features.

*Electronic address: michael.reichert@uni-konstanz.de

II. HYDRODYNAMIC INTERACTIONS

A. Fundamental equations

In the regime of low Reynolds numbers and on the Brownian time scale, the flow of an incompressible fluid with viscosity η obeys the Stokes or creeping flow equations [3]

$$\eta \nabla^2 \mathbf{u} - \nabla p = \mathbf{0}, \quad (1a)$$

$$\nabla \cdot \mathbf{u} = 0, \quad (1b)$$

where \mathbf{u} is the flow field and p the hydrodynamic pressure. Stokesian dynamics describes overdamped motion in a viscous fluid. In the following, we consider motions of particles in an unbounded and otherwise quiescent fluid, i.e., $\mathbf{u} = \mathbf{0}$ at infinity.

Imposing stick boundary conditions on the surfaces of all N particles suspended in the fluid at positions \mathbf{r}_i ($i = 1 \dots N$), the motions of the particles are mutually coupled via the flow field. Due to the linearity of Eqs. (1), the translational and rotational velocities of the particles, \mathbf{v}_i and $\boldsymbol{\omega}_i$, depend linearly on all external forces and torques acting on the particles, \mathbf{F}_j and \mathbf{T}_j [6]:

$$\mathbf{v}_i = \sum_{j=1}^N (\boldsymbol{\mu}_{ij}^{\text{tt}} \mathbf{F}_j + \boldsymbol{\mu}_{ij}^{\text{tr}} \mathbf{T}_j), \quad (2a)$$

$$\boldsymbol{\omega}_i = \sum_{j=1}^N (\boldsymbol{\mu}_{ij}^{\text{rt}} \mathbf{F}_j + \boldsymbol{\mu}_{ij}^{\text{rr}} \mathbf{T}_j). \quad (2b)$$

The central quantities constituting the mutual coupling of translation and rotation (denoted by superscripts t and r) of two particles i and j are the 3×3 mobility tensors $\boldsymbol{\mu}_{ij}^{\text{tt}}$, $\boldsymbol{\mu}_{ij}^{\text{rr}}$, $\boldsymbol{\mu}_{ij}^{\text{tr}}$, and $\boldsymbol{\mu}_{ij}^{\text{rt}}$. They depend on the current spatial configuration of all particles, i.e., the set of position vectors $\{\mathbf{r}_1, \dots, \mathbf{r}_N\}$ in the case of spherical particles.

To introduce a more compact notation, we define the $6N$ -dimensional vectors $\mathbf{V} = [\mathbf{v}_1, \dots, \mathbf{v}_N, \boldsymbol{\omega}_1, \dots, \boldsymbol{\omega}_N]$ and $\mathbf{F} = [\mathbf{F}_1, \dots, \mathbf{F}_N, \mathbf{T}_1, \dots, \mathbf{T}_N]$. Then, Eqs. (2) take the form

$$\mathbf{V} = \mathbf{M} \mathbf{F} \quad (3)$$

with the $6N \times 6N$ mobility matrix

$$\mathbf{M} = \begin{bmatrix} [\boldsymbol{\mu}_{ij}^{\text{tt}}] & [\boldsymbol{\mu}_{ij}^{\text{tr}}] \\ [\boldsymbol{\mu}_{ij}^{\text{rt}}] & [\boldsymbol{\mu}_{ij}^{\text{rr}}] \end{bmatrix}, \quad (4)$$

where the four blocks of \mathbf{M} consist each of $N \times N$ matrices whose elements are the 3×3 mobility tensors; e.g.,

$$[\boldsymbol{\mu}_{ij}^{\text{tt}}] = \begin{bmatrix} \boldsymbol{\mu}_{11}^{\text{tt}} & \dots & \boldsymbol{\mu}_{1N}^{\text{tt}} \\ \vdots & \ddots & \vdots \\ \boldsymbol{\mu}_{N1}^{\text{tt}} & \dots & \boldsymbol{\mu}_{NN}^{\text{tt}} \end{bmatrix}. \quad (5)$$

According to the reciprocal theorem of Lorentz, the mobility tensors fulfill the symmetry relations [6]

$$(\boldsymbol{\mu}_{ij}^{\text{tt}})^{\text{T}} = \boldsymbol{\mu}_{ji}^{\text{tt}}, \quad (6a)$$

$$(\boldsymbol{\mu}_{ij}^{\text{rr}})^{\text{T}} = \boldsymbol{\mu}_{ji}^{\text{rr}}, \quad (6b)$$

$$(\boldsymbol{\mu}_{ij}^{\text{tr}})^{\text{T}} = \boldsymbol{\mu}_{ji}^{\text{rt}}, \quad (6c)$$

where $(\boldsymbol{\mu}_{ij}^{\text{tt}})^{\text{T}}$ denotes the transpose of $\boldsymbol{\mu}_{ij}^{\text{tt}}$, etc. Thus, the entire $6N \times 6N$ matrix \mathbf{M} is symmetric.

In the overdamped limit discussed here, the work done on the particles by the external forces and torques \mathbf{F} is completely dissipated in the fluid, so the energy dissipation rate $\sum_i (\mathbf{v}_i \cdot \mathbf{F}_i + \boldsymbol{\omega}_i \cdot \mathbf{T}_i) = \mathbf{V} \cdot \mathbf{F} = \mathbf{V} \cdot \mathbf{M}^{-1} \mathbf{V}$ has to be positive. Therefore, the friction matrix \mathbf{M}^{-1} and hence the mobility matrix \mathbf{M} itself are positive definite.

There are several methods to calculate the mobility tensors for a given many-particle system, e.g., the concept of reflected flow fields using the gradient expansion technique [3, 6] or the method of induced force multipoles [5, 27]. The latter was implemented in the numerical library HYDROLIB [28] which calculates the mobility or friction matrix for a given configuration of spheres.

B. Two-sphere system

In the following, we consider a system of two equal-sized spheres. Let \mathbf{r} be the vector connecting the centers of the two spheres, pointing from sphere 1 to sphere 2, and r the center-to-center distance. Then, $\hat{\mathbf{r}} = \mathbf{r}/r$ is the unit vector along the line of centers.

Due to the rotational symmetry about the axis $\hat{\mathbf{r}}$, each of the mobility tensors has to be axisymmetric, i.e., in general it has to be a linear combination of the 3×3 dyadics $\hat{\mathbf{r}} \otimes \hat{\mathbf{r}}$ (which is the projection onto the axis) and $\mathbf{1} - \hat{\mathbf{r}} \otimes \hat{\mathbf{r}}$, and the 3×3 pseudo-tensor $\hat{\mathbf{r}} \times$. The latter forms a vector product $\hat{\mathbf{r}} \times \mathbf{X}$ when acting on a vector \mathbf{X} .

Taking into account the different parities of polar (\mathbf{v}_i and \mathbf{F}_i) and pseudo-vectors ($\boldsymbol{\omega}_i$ and \mathbf{T}_i), we end up with the general expressions

$$\boldsymbol{\mu}_{ij}^{\text{tt}}(\mathbf{r}) = \mu_{ij}^{\text{tt}\parallel}(r) \hat{\mathbf{r}} \otimes \hat{\mathbf{r}} + \mu_{ij}^{\text{tt}\perp}(r) (\mathbf{1} - \hat{\mathbf{r}} \otimes \hat{\mathbf{r}}), \quad (7a)$$

$$\boldsymbol{\mu}_{ij}^{\text{rr}}(\mathbf{r}) = \mu_{ij}^{\text{rr}\parallel}(r) \hat{\mathbf{r}} \otimes \hat{\mathbf{r}} + \mu_{ij}^{\text{rr}\perp}(r) (\mathbf{1} - \hat{\mathbf{r}} \otimes \hat{\mathbf{r}}), \quad (7b)$$

$$\boldsymbol{\mu}_{ij}^{\text{tr}}(\mathbf{r}) = \mu_{ij}^{\text{tr}\perp}(r) \hat{\mathbf{r}} \times, \quad (7c)$$

$$\boldsymbol{\mu}_{ij}^{\text{rt}}(\mathbf{r}) = \mu_{ij}^{\text{rt}\perp}(r) \hat{\mathbf{r}} \times. \quad (7d)$$

The mobility coefficients $\mu_{ij}^{\text{tt}\parallel,\perp}$, $\mu_{ij}^{\text{rr}\parallel,\perp}$, $\mu_{ij}^{\text{tr}\perp}$, and $\mu_{ij}^{\text{rt}\perp}$ ($i, j = 1, 2$) are scalar functions depending only on the center-to-center distance r . They describe motions parallel and perpendicular to the axis, respectively.

The general symmetry relations (6) yield for the mobility coefficients

$$\mu_{ij}^{\text{tt}\parallel,\perp} = \mu_{ji}^{\text{tt}\parallel,\perp}, \quad (8a)$$

$$\mu_{ij}^{\text{rr}\parallel,\perp} = \mu_{ji}^{\text{rr}\parallel,\perp}, \quad (8b)$$

$$\mu_{ij}^{\text{tr}\perp} = -\mu_{ji}^{\text{rt}\perp}. \quad (8c)$$

Since we consider two identical and achiral particles, the mobility tensors have to be invariant under exchange of the particles, i.e., under inversion $\hat{\mathbf{r}} \rightarrow -\hat{\mathbf{r}}$ and simultaneous index swap $1 \leftrightarrow 2$, which means, e.g., $\boldsymbol{\mu}_{12}^{\text{tr}}(\mathbf{r}) = \boldsymbol{\mu}_{21}^{\text{tr}}(-\mathbf{r})$. In addition to Eqs. (8), this provides further symmetry relations for

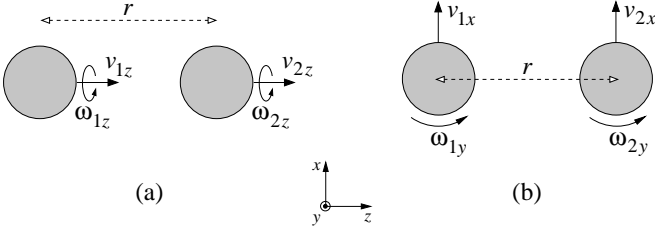


FIG. 1: Definition of the applied Cartesian coordinate system. The z -direction is along the center-to-center line of the two spheres. Longitudinal motions (a) decouple from transversal motions (b). Furthermore, there is no coupling of translation and rotation for longitudinal motions.

the mobility coefficients, namely

$$\mu_{11}^{tt\parallel,\perp} = \mu_{22}^{tt\parallel,\perp}, \quad (9a)$$

$$\mu_{11}^{rr\parallel,\perp} = \mu_{22}^{rr\parallel,\perp}, \quad (9b)$$

$$\mu_{11}^{tr\perp} = -\mu_{22}^{tr\perp}, \quad (9c)$$

$$\mu_{12}^{tr\perp} = -\mu_{21}^{tr\perp}. \quad (9d)$$

With the explicit expressions (7), the dynamics of the two-sphere system described by Eq. (3) separates into longitudinal motions parallel and transversal motions perpendicular to the particle-particle axis \hat{r} . Furthermore, longitudinal translations and longitudinal rotations (i.e., rotations about the axis) do not couple to each other because of the different parity of translations (polar vectors) and rotations (axial vectors).

Henceforth, we use a Cartesian coordinate system with the z -direction defined by the axis \hat{r} (Fig. 1). Using Eqs. (7)–(9), we obtain for longitudinal motions

$$\begin{bmatrix} v_{1z} \\ v_{2z} \\ \omega_{1z} \\ \omega_{2z} \end{bmatrix} = \begin{bmatrix} \mu_{11}^{tt\parallel} & \mu_{12}^{tt\parallel} & 0 & 0 \\ \mu_{12}^{tt\parallel} & \mu_{11}^{tt\parallel} & 0 & 0 \\ 0 & 0 & \mu_{11}^{rr\parallel} & \mu_{12}^{rr\parallel} \\ 0 & 0 & \mu_{12}^{rr\parallel} & \mu_{11}^{rr\parallel} \end{bmatrix} \begin{bmatrix} F_{1z} \\ F_{2z} \\ T_{1z} \\ T_{2z} \end{bmatrix}, \quad (10)$$

where v_{1z} is the z -component of the translational velocity of particle 1, etc. The blocks of zeros reflect the decoupling of translation and rotation. In transversal motions, translations along the x -direction are coupled to rotations about the y -axis:

$$\begin{bmatrix} v_{1x} \\ v_{2x} \\ \omega_{1y} \\ \omega_{2y} \end{bmatrix} = \begin{bmatrix} \mu_{11}^{tt\perp} & \mu_{12}^{tt\perp} & -\mu_{11}^{tr\perp} & -\mu_{12}^{tr\perp} \\ \mu_{12}^{tt\perp} & \mu_{11}^{tt\perp} & \mu_{12}^{tr\perp} & \mu_{11}^{tr\perp} \\ -\mu_{11}^{tr\perp} & \mu_{12}^{tr\perp} & \mu_{11}^{rr\perp} & \mu_{12}^{rr\perp} \\ -\mu_{12}^{tr\perp} & \mu_{11}^{tr\perp} & \mu_{12}^{rr\perp} & \mu_{11}^{rr\perp} \end{bmatrix} \begin{bmatrix} F_{1x} \\ F_{2x} \\ T_{1y} \\ T_{2y} \end{bmatrix}. \quad (11)$$

Translations along the y -direction and rotations about the x -axis obey an equivalent system of equations.

Defining a four-dimensional velocity vector \mathbf{v} and a force vector \mathbf{f} , we abbreviate Eq. (10) and (11), respectively, by

$$\mathbf{v} = \mathbf{m}\mathbf{f}, \quad (12)$$

where the appropriate 4×4 mobility matrix \mathbf{m} is still symmetric. Thus, rotational symmetry reduces the full 12×12

problem (3) to two 4×4 problems, where (10) is essentially a 2×2 problem.

Accordingly, the energy dissipation rate $\mathbf{V} \cdot \mathbf{M}^{-1} \mathbf{V}$ splits up into a sum of three independent terms of the form $\mathbf{v} \cdot \mathbf{m}^{-1} \mathbf{v}$, so the single mobility matrices \mathbf{m} have to be positive definite.

C. Mobilities in Rotne-Prager approximation

For a system of two particles, the mobility tensors can be calculated with the method of reflections based on the Faxén theorem. It provides a systematic expansion of the mobility tensors in powers of the inverse particle separation (for a detailed description, see Ref. [3]).

The leading order in the far-field approximation of the mobilities is the well-known Oseen tensor which considers the particles as point-like and hence does not include rotations. The next-higher order is the so-called Rotne-Prager approximation. It corresponds to one reflection of the flow field and is therefore exact up to the order of $1/\rho^3$, where $\rho = r/a$ is the dimensionless particle distance (a is the radius of the spheres).

Extending the calculations in Ref. [3] (where the torques are explicitly set to zero) to rotational motions and non-vanishing torques, yields the complete set of mobility tensors at the Rotne-Prager level.

In this approximation, the self-mobilities are identical to the Stokes coefficients for single spheres,

$$\mu_{ii}^{tt} = \mu^t \mathbf{1}, \quad \text{where } \mu^t = (6\pi\eta a)^{-1}, \quad (13)$$

$$\mu_{ii}^{rr} = \mu^r \mathbf{1}, \quad \text{where } \mu^r = (8\pi\eta a^3)^{-1}, \quad (14)$$

and there is no self-coupling of translation and rotation, i.e.,

$$\mu_{ii}^{tr} = \mu_{ii}^{rt} = \mathbf{0}. \quad (15)$$

Note that for an isolated sphere within the linear Stokes regime, translation and rotation are not coupled; the so-called Magnus effect only enters via the non-linear term in the Navier-Stokes equation [29]. On the other hand, in the two-sphere system, the self-coupling exists since it is mediated by the second particle. However, this is an effect of higher order than $1/\rho^3$ and therefore not included in the Rotne-Prager approximation, as stated in Eq. (15).

Finally, the cross-mobilities read

$$\mu_{12}^{tt} = (\mu_{21}^{tt})^T = \mu^t \left[\frac{3}{4\rho} (\mathbf{1} + \hat{r} \otimes \hat{r}) + \frac{1}{2\rho^3} (\mathbf{1} - 3\hat{r} \otimes \hat{r}) \right], \quad (16)$$

$$\mu_{12}^{rr} = (\mu_{21}^{rr})^T = \mu^r \left[-\frac{1}{2\rho^3} (\mathbf{1} - 3\hat{r} \otimes \hat{r}) \right], \quad (17)$$

$$\mu_{12}^{tr} = (\mu_{21}^{tr})^T = \mu_{12}^{rt} = (\mu_{21}^{rt})^T = \mu^r a \frac{1}{\rho^2} \hat{r} \times. \quad (18)$$

The expressions (13)–(18) agree with the results given in Refs. [30, 31].

III. EIGENMODES OF TWO TRAPPED SPHERES

We aim to study thermal motions of particles that are trapped with respect to both their positions and orientations. Assuming that the spatial and angular displacements are small, we consider harmonic trap forces and torques, i.e.,

$$F_{i\alpha} = -k^t r_{i\alpha}, \quad (19)$$

$$T_{i\alpha} = -k^r \chi_{i\alpha}, \quad (20)$$

where k^t and k^r are positive force and torque constants ($i = 1, 2$ is the particle number and $\alpha = x, y, z$ the coordinate index). The particle velocities are

$$v_{i\alpha} = \dot{r}_{i\alpha}, \quad (21)$$

where the spatial coordinate $r_{i\alpha}$ denotes the displacement of particle i along direction α .

The angle $\chi_{i\alpha}$ describes the rotation of particle i about the coordinate axis α . As long as this angular displacement is small ($\langle \chi_{i\alpha}^2 \rangle \ll 1$), we can relate it to the angular velocity via

$$\omega_{i\alpha} = \dot{\chi}_{i\alpha}. \quad (22)$$

This is a nontrivial statement and requires some explanation. The optical axis of the trapped birefringent particle aligns along the polarization of the laser trap pointing along, e.g., the x -axis (see Fig. 2). Any deviation of the particle orientation from the x -direction is described by the angles χ_{iy} and χ_{iz} , and relaxes in the optical trap on the time scale $(k^r \mu^r)^{-1}$. However, the free rotational diffusion of the particle axis about the x -direction also changes the angular displacements χ_{iy} and χ_{iz} (see Fig. 2), and therefore, relation (22) does not hold in general. Nevertheless, in the limit considered here the orientational relaxation is a much faster process than the free diffusion; so on the relaxation time scale $(k^r \mu^r)^{-1}$, the free diffusion can be neglected and relation (22) is applicable. To show this, we note that the free rotational diffusion takes place on the time scale $(k_B T \mu^r)^{-1}$. Requiring that $(k^r \mu^r)^{-1} / (k_B T \mu^r)^{-1} = k_B T / k^r \ll 1$ and using the equipartition theorem yields $\langle \chi_{i\alpha}^2 \rangle = k_B T / k^r \ll 1$, which is consistent with the initial assumption.

Defining generalized coordinates $\mathbf{q} = [r_{1z}, r_{2z}, \chi_{1z}, \chi_{2z}]$ for longitudinal modes and $\mathbf{q} = [r_{1x}, r_{2x}, \chi_{1y}, \chi_{2y}]$ for transversal modes, the corresponding trap forces (19) and torques (20) are written in both cases as four-dimensional vectors

$$\mathbf{f} = -\mathbf{k}\mathbf{q} \quad (23)$$

with the diagonal force constant matrix

$$\mathbf{k} = \begin{bmatrix} k^t & 0 & 0 & 0 \\ 0 & k^t & 0 & 0 \\ 0 & 0 & k^r & 0 \\ 0 & 0 & 0 & k^r \end{bmatrix}. \quad (24)$$

According to Eqs. (21) and (22), we write

$$\mathbf{v} = \dot{\mathbf{q}}. \quad (25)$$

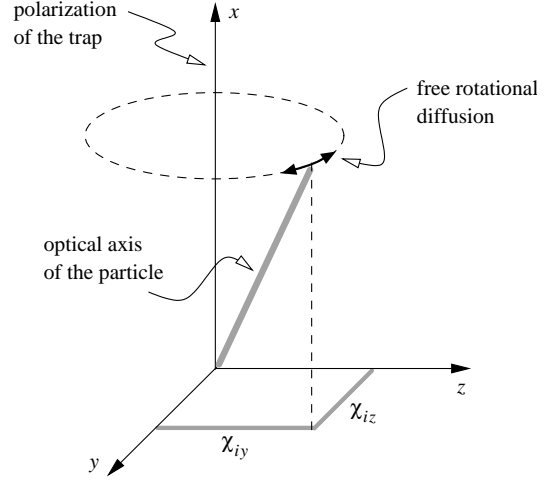


FIG. 2: While the rotation of the optical axis of the trapped particle about the direction of the trap polarization (here pointing along the x -axis) is free, the deviation from the x -direction is restricted, and therefore the angular displacements χ_{iy} and χ_{iz} are small (see text).

Then, the equation of motion (12) for both longitudinal and transversal modes reads

$$\dot{\mathbf{q}} + \mathbf{m}\mathbf{k}\mathbf{q} = \mathbf{0}, \quad (26)$$

where \mathbf{m} is the appropriate mobility matrix given by Eqs. (10) and (11), respectively. Note that for spatial displacements small compared to the equilibrium particle distance, we can consider \mathbf{m} to be constant.

The solutions of Eq. (26) are relaxational eigenmodes $e^{-\lambda_n t} \mathbf{a}_n$ with relaxation rates λ_n or relaxation times λ_n^{-1} . They are determined by the eigenvalue problem

$$\mathbf{m}\mathbf{k}\mathbf{a}_n = \lambda_n \mathbf{a}_n \quad (n = 1, \dots, 4) \quad (27)$$

of the nonsymmetric 4×4 matrix $\mathbf{m}\mathbf{k}$ whose eigenvectors \mathbf{a}_n are in general not perpendicular to each other. In the next two sections, we will analyze the eigenmodes in detail.

A. Longitudinal eigenmodes

To study the longitudinal eigenmodes, the traps have to be polarized along the x - or y -direction so that the angular displacements χ_{iz} are small. As discussed in Sec. II B, longitudinal translations and rotations are decoupled. It is therefore sufficient to study the translational 2×2 subsystem of Eq. (10) with the spatial coordinates $[r_{1z}, r_{2z}]$; the solution of the rotational part is obtained by simply replacing the superscript t by r .

The eigenvalue problem for the translational part of the matrix $\mathbf{m}\mathbf{k}$ is readily solvable:

$$k^t \begin{bmatrix} \mu_{11}^{tt\parallel} & \mu_{12}^{tt\parallel} \\ \mu_{12}^{tt\parallel} & \mu_{11}^{tt\parallel} \end{bmatrix} \begin{bmatrix} 1 \\ \pm 1 \end{bmatrix} = k^t (\mu_{11}^{tt\parallel} \pm \mu_{12}^{tt\parallel}) \begin{bmatrix} 1 \\ \pm 1 \end{bmatrix}. \quad (28)$$

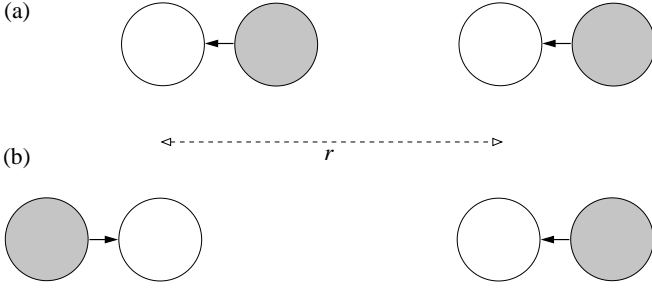


FIG. 3: Longitudinal eigenmodes of two trapped spheres (white: relaxed equilibrium state). The symmetric, collective mode (a) is faster than the antisymmetric, relative mode. Only the translational modes are shown. They decouple from the rotational modes, which are symmetric and antisymmetric rotations about the z -axis.

The eigenvectors $[1, \pm 1]$ correspond to a collective mode (+), where the two spheres move in the same direction, and a relative mode (−), where the two spheres move in opposite directions. These two modes are illustrated in Fig. 3. The terms $\mu_{11}^{\text{tt}} \pm \mu_{12}^{\text{tt}}$ can be viewed as effective mobilities of collective and relative motions, respectively.

The complete solution of the eigenvalue problem (27) with the matrix \mathbf{m} from Eq. (10) reads

$$\lambda_{1/2} = k^{\text{t}} (\mu_{11}^{\text{tt}} \pm \mu_{12}^{\text{tt}}), \quad (29\text{a})$$

$$\mathbf{a}_{1/2} = [1, \pm 1, 0, 0], \quad (29\text{b})$$

$$\lambda_{3/4} = k^{\text{r}} (\mu_{11}^{\text{rr}} \pm \mu_{12}^{\text{rr}}), \quad (30\text{a})$$

$$\mathbf{a}_{3/4} = [0, 0, 1, \pm 1]. \quad (30\text{b})$$

When the spheres translate in opposite directions (relative translational mode \mathbf{a}_2), some fluid has to be pulled into or squeezed out of the region between the two particles. When they rotate in opposite directions (relative rotational mode \mathbf{a}_4), the fluid between the spheres has to be sheared. On the other hand, when the spheres translate or rotate collectively (modes \mathbf{a}_1 or \mathbf{a}_3), the fluid surrounding the spheres is just “displaced” or “rotated” as a whole. Therefore, the collective, symmetric modes relax faster than the relative, antisymmetric ones, which is in accordance with Eqs. (29a) and (30a): $\lambda_1 > \lambda_2$, $\lambda_3 > \lambda_4$.

B. Transversal eigenmodes

The appropriate coordinates to treat the eigenmodes perpendicular to the particle-particle axis are $\mathbf{q} = [r_{1x}, r_{2x}, \chi_{1y}, \chi_{2y}]$, and the mobility matrix \mathbf{m} is given by Eq. (11). The polarization of the traps has to be chosen along the x - or z -direction so that the angles χ_{iy} are small.

Since the force constant matrix \mathbf{k} is diagonal [see Eq. (24)], the matrix \mathbf{mk} partially retains the symmetry of \mathbf{m} [see Eq. (11)] in the sense that it still consists of symmetric and antisymmetric 2×2 submatrices. This observation helps to construct the eigenvectors of \mathbf{mk} . In addition, since the two

particles are identical and achiral, the eigenvectors should be invariant under spatial inversion and particle exchange. Taking into account the different parity of spatial coordinates (polar vector) and angles (axial vector), the corresponding variable transformation is $r_{1x} \leftrightarrow -r_{2x}$ and $\chi_{1y} \leftrightarrow \chi_{2y}$. Thus, the eigenvectors have to be of the form $[A, A, B, -B]$ or $[A, -A, B, B]$. This constraint simplifies the determination of the eigenmodes considerably.

There are two relaxational modes with symmetric translation and antisymmetric rotation,

$$\lambda_{1/2} = \frac{1}{2} \left[k^{\text{t}} \mu_{+}^{\text{tt}\perp} + k^{\text{r}} \mu_{-}^{\text{rr}\perp} \pm \sqrt{(k^{\text{t}} \mu_{+}^{\text{tt}\perp} - k^{\text{r}} \mu_{-}^{\text{rr}\perp})^2 + 4k^{\text{t}} k^{\text{r}} (\mu_{-}^{\text{tr}\perp})^2} \right], \quad (31\text{a})$$

$$\mathbf{a}_{1/2} = [A_{1/2}, A_{1/2}, B_{1/2}, -B_{1/2}], \quad (31\text{b})$$

where

$$A_{1/2} = -2k^{\text{r}} \mu_{-}^{\text{tr}\perp}, \quad (31\text{c})$$

$$B_{1/2} = -(k^{\text{t}} \mu_{+}^{\text{tt}\perp} - k^{\text{r}} \mu_{-}^{\text{rr}\perp}) \pm \sqrt{(k^{\text{t}} \mu_{+}^{\text{tt}\perp} - k^{\text{r}} \mu_{-}^{\text{rr}\perp})^2 + 4k^{\text{t}} k^{\text{r}} (\mu_{-}^{\text{tr}\perp})^2}, \quad (31\text{d})$$

and two modes with antisymmetric translation and symmetric rotation,

$$\lambda_{3/4} = \frac{1}{2} \left[k^{\text{t}} \mu_{-}^{\text{tt}\perp} + k^{\text{r}} \mu_{+}^{\text{rr}\perp} \pm \sqrt{(k^{\text{t}} \mu_{-}^{\text{tt}\perp} - k^{\text{r}} \mu_{+}^{\text{rr}\perp})^2 + 4k^{\text{t}} k^{\text{r}} (\mu_{+}^{\text{tr}\perp})^2} \right], \quad (32\text{a})$$

$$\mathbf{a}_{3/4} = [A_{3/4}, -A_{3/4}, B_{3/4}, B_{3/4}], \quad (32\text{b})$$

where

$$A_{3/4} = -2k^{\text{r}} \mu_{+}^{\text{tr}\perp}, \quad (32\text{c})$$

$$B_{3/4} = -(k^{\text{t}} \mu_{-}^{\text{tt}\perp} - k^{\text{r}} \mu_{+}^{\text{rr}\perp}) \pm \sqrt{(k^{\text{t}} \mu_{-}^{\text{tt}\perp} - k^{\text{r}} \mu_{+}^{\text{rr}\perp})^2 + 4k^{\text{t}} k^{\text{r}} (\mu_{+}^{\text{tr}\perp})^2}. \quad (32\text{d})$$

Here, we use the abbreviations $\mu_{\pm}^{\text{tt}\perp} = \mu_{11}^{\text{tt}\perp} \pm \mu_{12}^{\text{tt}\perp}$, etc.

Without knowing the exact values of all the mobilities, we can already infer the qualitative characteristics of the eigenmodes based on general arguments. The signs of the components B_{1-4} are independent of the mobility coefficients. It is $B_1 > 0$, $B_2 < 0$, $B_3 > 0$, and $B_4 < 0$. The signs of A_{1-4} depend on the signs of $\mu_{\pm}^{\text{tr}\perp}$. In Sec. II C, we already discussed on the basis of the reflection method that the absolute value of the cross-mobility $\mu_{12}^{\text{tr}\perp}$ is larger than the self-mobility $\mu_{11}^{\text{tr}\perp}$. Furthermore, by considering the special case $v_{1x} = -\mu_{12}^{\text{tr}\perp} T_{2y}$ (for the geometry, see Fig. 1), we infer that $\mu_{12}^{\text{tr}\perp}$ is positive. Thus, $\mu_{+}^{\text{tr}\perp} > 0$ and $\mu_{-}^{\text{tr}\perp} < 0$, and we find $A_{1/2} > 0$ and $A_{3/4} < 0$.

We note that all eigenvalues of \mathbf{mk} are positive. To proof this statement, we require $\lambda_n > 0$ in Eqs. (31a) and (32a) and

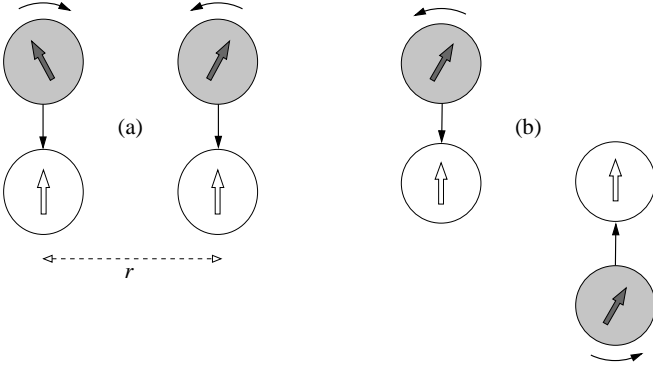


FIG. 4: Transversal eigenmodes of two trapped spheres (white: relaxed equilibrium state). There are two modes with collective translation and relative rotation (a) and two modes with relative translation and collective rotation (b). For each mode shown, there is a complementary mode with opposite direction of rotation.

find the condition $\mu_{\pm}^{tt\perp} \mu_{\mp}^{rr\perp} > (\mu_{\mp}^{tr\perp})^2$, which is the same guaranteeing that the mobility matrix is positive definite.

The eigenmodes described by Eqs. (31b) and (32b) are illustrated in Fig. 4. The mode in Fig. 4(a) corresponds to the eigenvector \mathbf{a}_1 , the one in Fig. 4(b) to \mathbf{a}_3 . Each of the modes is complemented by a mode with opposite direction of rotation corresponding to the eigenvectors \mathbf{a}_2 and \mathbf{a}_4 , respectively. Fig. 4 shows the faster modes, i.e., $\lambda_1 > \lambda_2$ and $\lambda_3 > \lambda_4$. The reason for this is simply that the relaxations described by \mathbf{a}_1 and \mathbf{a}_3 show qualitatively the same behavior as if the particles were not trapped with respect to their orientations ($k^r = 0$). Hence, \mathbf{a}_2 and \mathbf{a}_4 correspond to modes where the orientational relaxation is opposite to this “natural” direction of rotation. Therefore, these modes are slower compared to their respective partners \mathbf{a}_1 and \mathbf{a}_3 .

IV. TIME-CORRELATIONS IN BROWNIAN MOTION

To treat the Brownian motion of the two spheres, time-dependent random forces and torques $\tilde{\mathbf{f}}(t)$ mimicking the microscopic degrees of freedom of the surrounding fluid have to be added. The total generalized force vector is then

$$\mathbf{f} = -\mathbf{k}\mathbf{q} + \tilde{\mathbf{f}}(t). \quad (33)$$

Extending Eq. (26), we obtain the Langevin-type equation of motion

$$\dot{\mathbf{q}} + \mathbf{m}\mathbf{k}\mathbf{q} = \mathbf{m}\tilde{\mathbf{f}}(t), \quad (34)$$

which describes a so-called Ornstein-Uhlenbeck process [32]. The random force is assumed to be a Gaussian white noise and is fully characterized by its first and second moment

$$\langle \tilde{\mathbf{f}}(t) \rangle = \mathbf{0}, \quad (35a)$$

$$\langle \tilde{\mathbf{f}}(t) \otimes \tilde{\mathbf{f}}(t') \rangle = 2k_B T \mathbf{m}^{-1} \delta(t - t'), \quad (35b)$$

where the fluctuation-dissipation theorem (35b) relates the fluctuating forces and torques to the friction matrix \mathbf{m}^{-1} [33].

The formal solution of the Ornstein-Uhlenbeck process described by Eq. (34) reads [32]

$$\mathbf{q}(t) = e^{-\mathbf{m}\mathbf{k}t} \mathbf{q}(0) + \int_0^t dt' e^{-\mathbf{m}\mathbf{k}(t-t')} \mathbf{m}\tilde{\mathbf{f}}(t'), \quad (36)$$

where the matrix exponential is defined, as usual, by its Taylor expansion $e^{-\mathbf{m}\mathbf{k}t} = \sum_{s=0}^{\infty} (-\mathbf{m}\mathbf{k}t)^s / s!$. Since we are only interested in the fluctuating part of $\mathbf{q}(t)$, we omit the deterministic relaxation $e^{-\mathbf{m}\mathbf{k}t} \mathbf{q}(0)$ due to an initial displacement by choosing $\mathbf{q}(0) = \mathbf{0}$. Then, we obtain from Eq. (36) employing Eq. (35b) the correlation matrix

$$\langle \mathbf{q}(t_1) \otimes \mathbf{q}(t_2) \rangle = \left[e^{-\mathbf{m}\mathbf{k}|t_1-t_2|} - e^{-\mathbf{m}\mathbf{k}(t_1+t_2)} \right] \times k_B T \mathbf{k}^{-1}, \quad (37)$$

where we used that $e^{-\mathbf{m}\mathbf{k}t} \mathbf{m}$ is symmetric. In the long-time limit ($t_{1/2} \gg \lambda_n^{-1}$), when the system has relaxed to thermal equilibrium, and with $\tau = t_1 - t_2 \geq 0$, we obtain

$$\langle \mathbf{q}(t + \tau) \otimes \mathbf{q}(t) \rangle = k_B T e^{-\mathbf{m}\mathbf{k}\tau} \mathbf{k}^{-1} \quad (38a)$$

$$= e^{-\mathbf{m}\mathbf{k}\tau} \langle \mathbf{q} \otimes \mathbf{q} \rangle, \quad (38b)$$

where $\langle \mathbf{q} \otimes \mathbf{q} \rangle = \lim_{t \rightarrow \infty} \langle \mathbf{q}(t) \otimes \mathbf{q}(t) \rangle = k_B T \mathbf{k}^{-1}$ is the matrix of the mean square displacements. Also note that the correlation matrix is symmetric, i.e., $\langle \mathbf{q}(t_1) \otimes \mathbf{q}(t_2) \rangle = \langle \mathbf{q}(t_2) \otimes \mathbf{q}(t_1) \rangle$.

To express the correlation functions explicitly in coordinates, we introduce the dual eigenvectors \mathbf{b}_n via $(\mathbf{m}\mathbf{k})^T \mathbf{b}_n = \lambda_n \mathbf{b}_n$. Together with the eigenvectors \mathbf{a}_n , they fulfill the orthonormality and completeness relations, $\mathbf{a}_m \cdot \mathbf{b}_n = \delta_{mn}$ and $\sum_n \mathbf{a}_n \otimes \mathbf{b}_n = \mathbf{1}$. Representing the matrix exponential by its spectral decomposition, $e^{-\mathbf{m}\mathbf{k}t} = \sum_n e^{-\lambda_n t} \mathbf{a}_n \otimes \mathbf{b}_n$, we obtain from Eq. (38a)

$$\langle q_m(t + \tau) q_n(t) \rangle = \frac{k_B T}{k_{nn}} \sum_l e^{-\lambda_l \tau} a_{lm} b_{ln}, \quad (39)$$

where a_{lm} (b_{ln}) is the m -th (n -th) component of the vector \mathbf{a}_l (\mathbf{b}_l) and k_{nn} the n -th element of the diagonal matrix \mathbf{k} ($k_{nn} = k^t, k^r, k^x, k^y$). Normalizing the correlation function to the square roots of the mean square displacements $\langle q_n^2 \rangle = k_B T / k_{nn}$, we finally arrive at

$$\frac{\langle q_m(t + \tau) q_n(t) \rangle}{\sqrt{\langle q_m^2 \rangle \langle q_n^2 \rangle}} = \sqrt{\frac{k_{mm}}{k_{nn}}} \sum_l e^{-\lambda_l \tau} a_{lm} b_{ln}. \quad (40)$$

A. Longitudinal motions

Motions parallel to the particle-particle axis are characterized by the eigenvectors and eigenvalues in Eqs. (29) and (30). Due to the decoupling of translations and rotations, it is sufficient to discuss here only the translational part ($q_1 = r_{1z}$, $q_2 = r_{2z}$). In this case, $k_{11} = k_{22} = k^t$, and the dual eigenvectors are simply $\mathbf{b}_n = \mathbf{a}_n / |\mathbf{a}_n|^2 = \mathbf{a}_n / 2$. According to

Eq. (40), the auto- and cross-correlations are then

$$\frac{\langle r_{1z}(t+\tau) r_{1z}(t) \rangle}{\langle r_{1z}^2 \rangle} = \frac{1}{2} \left[\exp(-k^t \mu_+^{\text{tt}\parallel} \tau) + \exp(-k^t \mu_-^{\text{tt}\parallel} \tau) \right], \quad (41a)$$

$$\frac{\langle r_{1z}(t+\tau) r_{2z}(t) \rangle}{\sqrt{\langle r_{1z}^2 \rangle \langle r_{2z}^2 \rangle}} = \frac{1}{2} \left[\exp(-k^t \mu_+^{\text{tt}\parallel} \tau) - \exp(-k^t \mu_-^{\text{tt}\parallel} \tau) \right], \quad (41b)$$

where $\mu_{\pm}^{\text{tt}\parallel} = \mu_{11}^{\text{tt}\parallel} \pm \mu_{12}^{\text{tt}\parallel}$. Since the two spheres are identical, the indices 1 and 2 can be exchanged.

The qualitative behavior of the rotational degrees of freedom ($q_3 = \chi_{1z}$, $q_4 = \chi_{2z}$) is the same. The only difference is the time scale. For translations, it is set by the relaxation rates $\lambda_{1/2} = k^t \mu_{\pm}^{\text{tt}\parallel}$, for rotations by $\lambda_{3/4} = k^r \mu_{\pm}^{\text{rr}\parallel}$.

To calculate the correlation functions, explicit values for the mobilities at different particle distances were obtained using the numerical library HYDROLIB [28]. The results are shown in Fig. 5.

The correlations for longitudinal motions have already been measured experimentally and compared with theoretical predictions [18, 19, 20]. These works reveal a good agreement between theory and experiment.

First of all, we note that the strength of the correlations decreases with increasing particle separation. This is explained by the decrease of the cross-mobility $\mu_{12}^{\text{tt}\parallel}$, which is due to the spatial decay of the flow fields created by the particle motions.

Secondly, while the auto-correlation reveals the typical monotonous decay, the cross-correlation function features an interesting behavior. It is negative (denoted as “anti-correlation” in Ref. [18]), since the relative modes decay more slowly than the collective ones, as already mentioned in Sec. III A. Therefore, the negative term in the cross-correlation function (41b) dominates.

However, the most interesting feature of the cross-correlation function is that it exhibits a “memory effect”. It vanishes at $\tau = 0$, in contrast to what one would initially expect for the instantaneous hydrodynamic forces in Stokesian dynamics, and then shows a distinct time-delayed extremum (located at τ^* in Fig. 5). This behavior can be understood as follows. The motion of particle 1 creates a fluid flow which instantaneously reaches particle 2. However, due to the trap, particle 2 can only “react” in a finite time. Thus, the correlation evolves on a characteristic time scale which is related to the relaxation times and thereby to the trap stiffness. Since the “memory” is “stored” in the trap, it cannot last longer than the typical relaxation time. Hence, the correlation decays to zero for times larger than τ^* .

For sufficiently large particle distances, the self-mobility $\mu_{11}^{\text{tt}\parallel}$ is much bigger than the cross-mobility $\mu_{12}^{\text{tt}\parallel}$. Then, to leading order, the characteristic time scale is given by $\tau^* = (k^t \mu_{11}^{\text{tt}\parallel})^{-1}$ [19], which is just the relaxation time of a single particle. Indeed, according to Fig. 5, τ^* depends only very weakly on the particle distance. Nevertheless, the cross-mobility $\mu_{12}^{\text{tt}\parallel}$ is sufficiently large to separate the two time

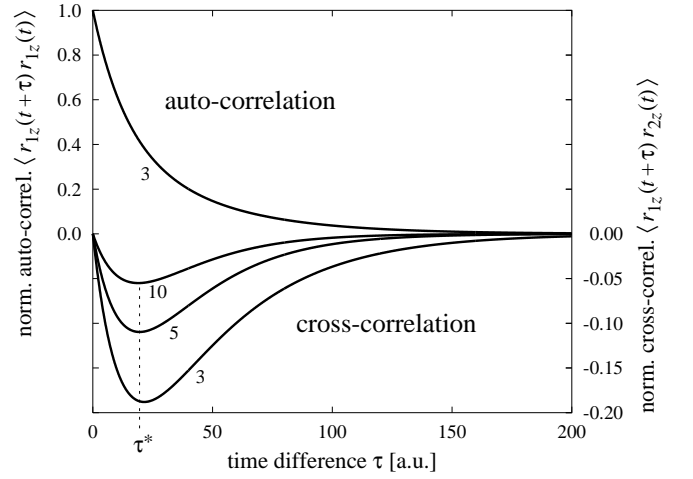


FIG. 5: Correlation functions for longitudinal motions. The curves shown are for translations; for rotations, the qualitative behavior is the same, only the time scale is different. The curve labels indicate the dimensionless center-to-center distance $\rho = r/a$. The functions are normalized to the mean square displacement $\langle r_{iz}^2 \rangle = k_B T / k^t$.

scales $(k^t \mu_{11}^{\text{tt}\parallel})^{-1}$ and $(k^t \mu_{12}^{\text{tt}\parallel})^{-1}$, which is the origin of the “anti-correlation”.

B. Transversal motions

The transversal eigenmodes are characterized by Eqs. (31) and (32). Since the two types of eigenvectors are orthogonal to each other, i.e., $\mathbf{a}_{1/2} \cdot \mathbf{a}_{3/4} = 0$, the dual vectors $\mathbf{b}_{1/2}$ are linear combinations of \mathbf{a}_1 and \mathbf{a}_2 only; the equivalent holds for $\mathbf{b}_{3/4}$. One finds

$$\mathbf{b}_n = \frac{|\mathbf{a}_{\bar{n}}|^2 \mathbf{a}_n - (\mathbf{a}_n \cdot \mathbf{a}_{\bar{n}}) \mathbf{a}_{\bar{n}}}{|\mathbf{a}_n|^2 |\mathbf{a}_{\bar{n}}|^2 - (\mathbf{a}_n \cdot \mathbf{a}_{\bar{n}})^2}, \quad (42)$$

where the index combinations are $(n|\bar{n}) = (1|2), (2|1), (3|4), (4|3)$.

The correlation functions for the coordinates $q_1 = r_{1x}$, $q_2 = r_{2x}$, $q_3 = \chi_{1y}$, and $q_4 = \chi_{2y}$ are obtained from Eq. (40). Now, they are linear combinations of four exponential decays. Again, the mobility coefficients at different particle distances were calculated with the help of HYDROLIB [28].

The auto-correlation functions $\langle r_{1x}(t+\tau) r_{1x}(t) \rangle$ and $\langle \chi_{1y}(t+\tau) \chi_{1y}(t) \rangle$ show qualitatively the same monotonous decay as in the case of longitudinal fluctuations (see Fig. 5). All the other correlation functions exhibit the features of the longitudinal cross-correlation discussed in Sec. IV A (except for the sign).

As representative examples, the correlation functions for rotations about the y -axis and translations along the x -direction, $\langle \chi_{1y}(t+\tau) r_{1x}(t) \rangle$ and $\langle \chi_{1y}(t+\tau) r_{2x}(t) \rangle$, are plotted in Fig. 6. In the following, we will refer to them briefly as mixed auto- and cross-correlation, describing the self- and cross-coupling of rotation and translation, respectively.

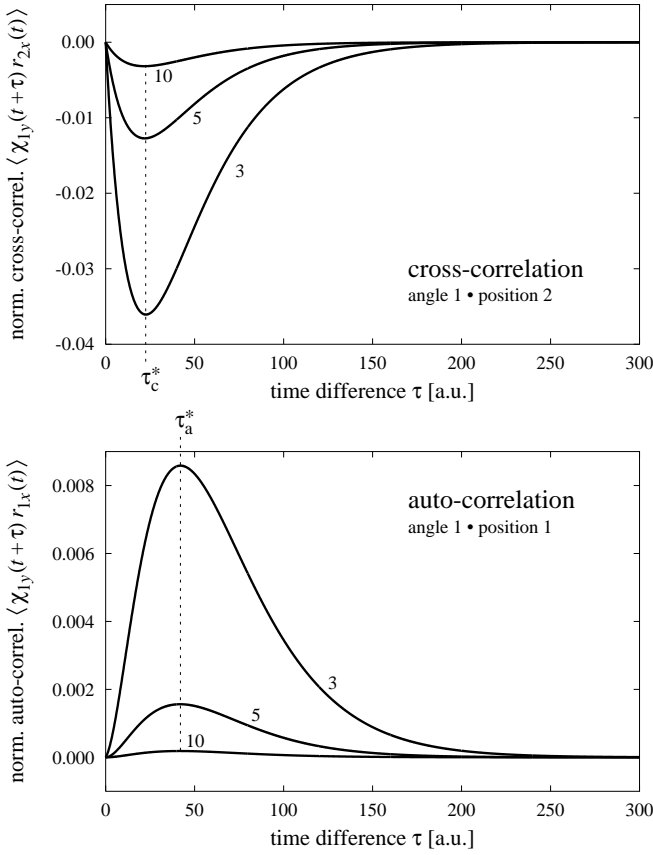


FIG. 6: Correlation functions for transversal motions. The curves shown are the mixed cross- and auto-correlation for angle and position. The curve labels indicate the dimensionless center-to-center distance $\rho = r/a$. The trap constants are chosen as $k^t = k^r$. The functions are normalized to the square roots of the mean square displacements $\langle \chi_{iy}^2 \rangle = k_B T / k^r$ and $\langle r_{ix}^2 \rangle = k_B T / k^t$.

Both correlation functions show a distinct time-delayed extremum, denoted by τ_a^* and τ_c^* in Fig. 6. The mixed cross-correlation is interpreted in the same fashion as the longitudinal cross-correlation in the previous section.

The most striking feature is revealed by the mixed auto-correlation. For a single sphere, translation and rotation are not coupled [29], i.e., the mixed (auto-)correlation vanishes. However, in the two-sphere system, there exists a mixed auto-correlation, as shown in Fig. 6, that is mediated by the neighboring particle. This correlation is weaker than the mixed cross-correlation since the flow field created by particle 1 has to be reflected by particle 2. As discussed before, particle 2 “reacts” with a finite delay due to the trap stiffness. Then, in addition, particle 1 also has a finite “reaction time”. Hence, we always expect $\tau_a^* > \tau_c^*$.

We also studied the influence of the trap stiffnesses k^t and k^r on the correlation functions. As illustrated in Fig. 7, the difference in the delay times τ_a^* and τ_c^* decreases with increasing ratio k^t/k^r . Furthermore, we observe that the correlations are strongest for $k^t \approx k^r$.

Note that the mixed auto-correlations cannot be treated within the Rotne-Prager approximation. They constitute a

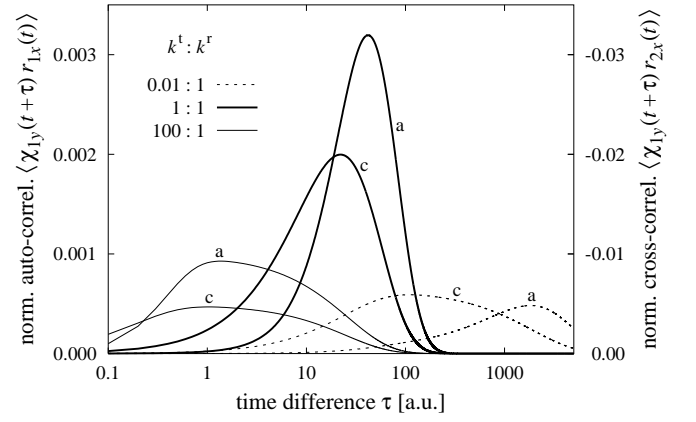


FIG. 7: Mixed auto- (label a) and cross-correlation (label c) for various trap constant ratios $k^t : k^r$. The force constant k^t was varied ($k^t = 0.01, 1$, and 100), while the torque constant was kept fixed ($k^r = 1$). The qualitative behavior of the functions (discussion see text) is the same for different particle distances (here: $\rho = 4$).

qualitatively new effect of higher order, as mentioned in Sec. II C.

V. CONCLUSIONS

In this paper, we have presented the complete solution for the hydrodynamically coupled translational and rotational motions of two colloidal spheres that are harmonically trapped with respect to both their positions and orientations.

Based on pure symmetry arguments and without relying on explicit values of the mobilities, we have determined all the 12 collective eigenmodes and qualitatively discussed their relaxation times. Whereas the properties of the longitudinal modes are reminiscent to a system with pure translational degrees of freedom, the transversal modes exhibit a characteristic coupling of translation and rotation.

In a detailed Langevin-type analysis, we have been able to derive the full set of correlation functions characterizing the Brownian motion of the particles in the optical traps. The analysis relies on the eigenvalue problem of nonsymmetric matrices. Explicit examples for the correlation functions at different particle separations have been calculated based on mobilities which we obtained from the numerical library HYDROLIB [28].

The longitudinal fluctuations exhibit the features already mentioned in Refs. [18, 19], namely a “memory effect” in the cross-correlations. The transversal fluctuations are governed by the coupling of translations and rotations. As the most striking feature, this coupling is also visible in the auto-correlations which are governed by a second delay time in addition to the one observed in the cross-correlations. The self-coupling of translation and rotation for one sphere has to be mediated by a second sphere. It is not included in the Rotne-Prager approximation and therefore introduces a qualitatively new effect of higher order.

Correlation functions involving the rotational degrees of

freedom are weaker compared to pure translational correlations since the flow field of a single rotating sphere decays as $1/r^2$, compared to translating particles where the decay is $1/r$. However, the strength of the correlations increases for decreasing particle separation. A comparison of Figs. 5 and 6 shows that this effect is strongest for the mixed auto-correlation function. Furthermore, at sufficiently small distances, lubrication theory becomes important [34], and the system introduced in this paper may help to check its predictions.

Our work stresses the rotational degree of freedom and its influence on hydrodynamic interactions. We hope to stimulate experimental investigations of the novel correlation functions presented in this paper.

In the introduction, we have already mentioned the field of microrheology. An extension of our work to viscoelastic me-

dia based on the theoretical approach presented in Ref. [17] seems appealing. The rotational motion of the probe particle results in an interesting new deformational mode since it introduces some torsion in the surrounding medium. It therefore can yield additional information about the viscoelastic properties.

ACKNOWLEDGMENTS

We would like to thank Paul Bartlett, Thomas Gisler, Georg Maret, and Stephen Martin for fruitful discussions. This work was supported by the Deutsche Forschungsgemeinschaft through the Sonderforschungsbereich Transregio 6 “Physics of colloidal dispersions in external fields”.

-
- [1] P. N. Pusey, in *Liquids, Freezing, and Glass Transition*, proceedings of the Les Houches Summer School 1989, Part II, edited by J. P. Hansen, D. Levesque, and J. Zinn-Justin (North-Holland, Amsterdam, 1991), p. 763.
 - [2] W. Poon, P. Pusey, and H. Lekkerkerker, *Physics World* **9**, Vol. 4, 27 (1996).
 - [3] J. K. G. Dhont, *An Introduction to Dynamics of Colloids* (Elsevier, Amsterdam, 1996).
 - [4] J. Happel and H. Brenner, *Low Reynolds Number Hydrodynamics* (Noordhoff, Leiden, 1973).
 - [5] B. U. Felderhof, *Physica A* **151**, 1 (1988).
 - [6] H. Brenner, *Chem. Eng. Sci.* **18**, 1 (1963); **19**, 599 (1964).
 - [7] R. B. Jones, *Physica A* **150**, 339 (1988); **157**, 752 (1989).
 - [8] V. Degiorgio, R. Piazza, and R. B. Jones, *Phys. Rev. E* **52**, 2707 (1995).
 - [9] G. H. Koenderink, H. Zhang, M. P. Lettinga, G. Nägele, and A. P. Philipse, *Phys. Rev. E* **64**, 022401 (2001).
 - [10] A. J. C. Ladd, *Phys. Fluids A* **5**, 299 (1993).
 - [11] M. P. Brenner, *Phys. Fluids* **11**, 754 (1999).
 - [12] T. M. Squires and M. P. Brenner, *Phys. Rev. Lett.* **85**, 4976 (2000).
 - [13] T. G. Mason, K. Ganesan, J. H. van Zanten, D. Wirtz, and S. C. Kuo, *Phys. Rev. Lett.* **79**, 3282 (1997).
 - [14] F. Gittes, B. Schnurr, P. D. Olmsted, F. C. MacKintosh, and C. F. Schmidt, *Phys. Rev. Lett.* **79**, 3286 (1997).
 - [15] F. G. Schmidt, B. Hinner, and E. Sackmann, *Phys. Rev. E* **61**, 5646 (2000).
 - [16] J. C. Crocker, M. T. Valentine, E. R. Weeks, T. Gisler, P. D. Kaplan, A. G. Yodh, and D. A. Weitz, *Phys. Rev. Lett.* **85**, 888 (2000).
 - [17] A. J. Levine and T. C. Lubensky, *Phys. Rev. Lett.* **85**, 1774 (2000); *Phys. Rev. E* **65**, 011501 (2001).
 - [18] J.-C. Meiners and S. R. Quake, *Phys. Rev. Lett.* **82**, 2211 (1999).
 - [19] P. Bartlett, S. I. Henderson, and S. J. Mitchell, *Phil. Trans. R. Soc. Lond. A* **359**, 883 (2001).
 - [20] S. Henderson, S. Mitchell, and P. Bartlett, *Phys. Rev. E* **64**, 061403 (2001).
 - [21] L. Starrs and P. Bartlett, *J. Phys.: Condens. Matter* **15**, S251 (2003).
 - [22] J. C. Crocker, *J. Chem. Phys.* **106**, 2837 (1997).
 - [23] E. R. Dufresne, T. M. Squires, M. P. Brenner, and D. G. Grier, *Phys. Rev. Lett.* **85**, 3317 (2000).
 - [24] D. R. Cairns, M. Sibulkin, and G. P. Crawford, *Appl. Phys. Lett.* **78**, 2643 (2001).
 - [25] A. Mertelj, J. L. Arauz Lara, G. Maret, T. Gisler, and H. Stark, *Europhys. Lett.* **59**, 337 (2002).
 - [26] S. Juodkazis, M. Shikata, T. Takahashi, S. Matsuo, and H. Misawa, *Appl. Phys. Lett.* **74**, 3627 (1999).
 - [27] B. Cichocki, B. U. Felderhof, K. Hinsén, E. Wajnryb, and J. Bławdziewicz, *J. Chem. Phys.* **100**, 3780 (1994).
 - [28] K. Hinsén, *Comp. Phys. Comm.* **88**, 327 (1995).
 - [29] S. Hess, *Z. Naturforsch.* **23a**, 1095 (1968).
 - [30] P. Mazur and W. van Saarloos, *Physica* **115A**, 21 (1982).
 - [31] D. J. Jeffrey and Y. Onishi, *J. Fluid Mech.* **139**, 261 (1984).
 - [32] H. Risken, *The Fokker-Planck Equation* (Springer, Berlin, 1989).
 - [33] E. H. Hauge and A. Martin-Löf, *J. Stat. Phys.* **7**, 259 (1973).
 - [34] S. Kim and R. T. Mifflin, *Phys. Fluids* **28**, 2033 (1985).