

Antiferromagnetism and single-particle properties in the two-dimensional half-filled Hubbard model: a non-linear sigma model approach

K. Borejsza and N. Dupuis
*Laboratoire de Physique des Solides, CNRS UMR 8502,
 Université Paris-Sud, 91405 Orsay, France*
 (Dated: December 4, 2003)

We describe a low-temperature approach to the two-dimensional half-filled Hubbard model which allows us to study both antiferromagnetism and single-particle properties. This approach ignores amplitude fluctuations of the antiferromagnetic (AF) order parameter and is valid below a crossover temperature T_X which marks the onset of AF short-range order. Directional fluctuations (spin waves) are described by a non-linear sigma model (NL σ M) that we derive from the Hubbard model. The parameters of the NL σ M, the spin stiffness and the spin-wave velocity, are calculated as a function of the Coulomb repulsion U . The NL σ M is solved by a saddle-point approximation within the CP¹ representation where the Néel field is parametrized by two Schwinger bosons. At zero temperature, there is always Bose condensation of the Schwinger bosons, which signals AF long-range order for any value of the Coulomb repulsion. At finite temperature, the AF long-range order is suppressed (in agreement with the Mermin-Wagner theorem), but the AF correlation length remains exponentially large. In the CP¹ representation, the fermion field is naturally expressed as the product of a Schwinger boson and a pseudo-fermion whose spin is quantized along the (fluctuating) Néel field. This allows us to write the fermion Green's function as the product (in direct space) of the Schwinger boson propagator (which is derived from the NL σ M) and the pseudo-fermion propagator. At zero temperature and weak coupling, our results are typical of a Slater antiferromagnet. The AF gap is exponentially small; there are well-defined Bogoliubov quasi-particles (QP's) (carrying most of the spectral weight) coexisting with a high-energy incoherent excitation background. As U increases, the Slater antiferromagnet progressively becomes a Mott-Heisenberg antiferromagnet. The Bogoliubov bands evolve into Mott-Hubbard bands separated by a large AF gap. A significant fraction of spectral weight is transferred from the Bogoliubov QP's to incoherent excitations. At finite temperature, there is a metal-insulator transition between a pseudogap phase at weak coupling and a Mott-Hubbard insulator at strong coupling. Finally, we point out that our results straightforwardly translate to the half-filled attractive Hubbard model, where the $\mathbf{q} = (\pi, \pi)$ charge and $\mathbf{q} = 0$ pairing fluctuations combine to form an order parameter with SO(3) symmetry.

PACS numbers: 71.10.Fd, 71.10.Hf, 71.27.+a

I. INTRODUCTION

The Hubbard model^{1,2,3,4} and its generalizations play a key role in the description of strongly correlated fermion systems such as high- T_c superconductors, heavy fermions systems, or organic conductors.⁵ Despite its simplicity (the model is defined by two parameters, the inter-site hopping amplitude t and the local Coulomb interaction U , and the symmetry of the lattice), exact solutions or well-controlled approximations exist only in a few special cases like in one-dimension⁶ (1D) or in the limit of infinite dimension.⁷

It is now well established that the ground state of the *half-filled* Hubbard model on a cubic or square lattice has antiferromagnetic (AF) long-range order.^{8,9} In the weak-coupling limit ($U \ll 4t$), a Fermi surface instability gives rise to a spin-density-wave ground state as first suggested by Slater.¹⁰ The AF long-range order produces a gap in the quasi-particle (QP) excitation spectrum so that the system becomes insulating below the AF transition temperature. In the strong-coupling regime ($U \gg 4t$), fermions are localized by the strong Coulomb repulsion (Mott-Hubbard localization), thus creating local (magnetic) moments on the lattice sites that are well described

by the Heisenberg model.^{4,11} These local moments order at low temperature and give rise to a Mott-Heisenberg antiferromagnet.

The main difference between Slater and Mott-Heisenberg antiferromagnets lies in the existence or absence of preformed local (magnetic) moments above the Néel temperature T_N .⁴ In the weak-coupling limit, we expect a Fermi liquid phase down to temperatures very close to T_N where critical AF fluctuations start to grow. In the strong-coupling limit, the system is insulating both above (Mott-Hubbard insulator) and below (Mott-Heisenberg antiferromagnet) the Néel temperature.

This simple view, while correct in 3D, breaks down in 2D. In 2D systems, thermal (classical) fluctuations preclude a finite-temperature AF phase transition, and the phase transition occurs at $T_N = 0$ in agreement with the Mermin-Wagner theorem.¹² Nevertheless, below a crossover temperature T_X , the system enters a renormalized classical regime where AF fluctuations start to grow exponentially. Below T_X , the Fermi-liquid description breaks down even at weak coupling, although the system remains metallic. Instead of well-defined Landau's QP's, the fermion spectral function $\mathcal{A}(\mathbf{k}, \omega)$ exhibits two (broadened) peaks separated by a pseudogap.

The existence of a pseudogap at weak coupling is best understood by considering the zero-temperature limit. At zero temperature, $\mathcal{A}(\mathbf{k}, \omega)$ is expected to exhibit two peaks corresponding to the Bogoliubov QP's as in the Hartree-Fock (HF) theory. These two peaks are separated by the AF gap which is due to the presence of magnetic long-range order. At any finite temperature, the AF long-range order disappears in 2D. However, by continuity, the two-peak structure in $\mathcal{A}(\mathbf{k}, \omega)$ cannot disappear as soon as we raise the temperature. As pointed out in Ref. 13, the only possible scenario is that at finite by low temperature, the fermion spectral function exhibits two broadened peaks, which are precursors of the zero-temperature Bogoliubov QP's, separated by a pseudogap. At strong coupling, the zero-temperature gap survives at finite temperature since the system is a Mott-Hubbard insulator.

The simplest description of the AF ground state of the 2D half-filled Hubbard model is based on the HF theory. It is known that the HF theory remains meaningful even at large U . In particular, spin-wave modes obtained from the Heisenberg model with an exchange coupling $J = 4t^2/U$ can be reproduced from a random-phase-approximation (RPA) calculation about the AF HF solution.^{14,15,16,17} The influence of the spin-wave modes on the fermionic excitations has been studied within one-loop¹⁸ and self-consistent one-loop^{19,20} approximations. A QP picture for the coherent motion of a particle or a hole appears to be still valid. However, AF quantum fluctuations lead to a significant reduction of the Bogoliubov QP spectral weight, with a concomitant redistribution of spectral intensity into incoherent excitations, and a strong renormalization of the AF gap. These conclusions are supported by numerical work on the Hubbard model^{21,22,23} and, in the strong-coupling limit, by analytical or numerical analysis of the t - J model.²⁴

In spite of its success at zero temperature, the HF theory fails in 2D since it predicts AF long-range order at finite temperature. In the weak-coupling limit, alternative approaches, which do satisfy the Mermin-Wagner theorem, have been proposed: Moriya's self-consistent-renormalized theory,^{14,25,26} the fluctuation exchange approximation (FLEX),²⁷ or the two-particle self-consistent theory.¹³ None of these approaches gives a unified description of the magnetic properties of the 2D Hubbard model at finite temperature, both at weak and strong coupling. At strong coupling, in the Mott-Hubbard insulating state, spin degrees of freedom are usually described by the Heisenberg model for which various methods are available.^{11,28,29}

Beside their limitation to the weak-coupling regime, these approaches are also unable to account for the strong suppression of the amplitude fluctuations of the AF order parameter at low temperature and therefore essentially describe *Gaussian* spin fluctuations. Below the crossover temperature T_X , amplitude fluctuations are indeed frozen and only directional fluctuations [i.e. (transverse) spin waves] survive at low en-

ergy. The calculation of the single-particle Green's function usually relies on a paramagnon-like self-energy describing free fermions that couple to Gaussian order parameter fluctuations.^{13,27,30,31,32} This kind of approach has been originally introduced by Lee, Rice and Anderson to explain the suppression of the density of states associated with order parameter fluctuations near a charge-density-wave instability.³³ It has been since studied by many authors, in one and two dimensions.^{34,35,36,37,38,39,40,41,42,43,44,45,46,47} The assumption of Gaussian spin fluctuations leads to an overestimation of the fermion density of states at low energy.⁴⁸ Moreover, the artificial presence of amplitude fluctuations does not allow to reach the correct $T \rightarrow 0$ limit.^{36,49} The effect of "directional" (i.e. phase) fluctuations of a complex order parameter on the fermion density of states has been studied both for incommensurate 1D Peierls systems^{50,51} and 2D superconductors.⁵² Transverse spin-wave fluctuations in the finite-temperature 2D Hubbard model have not received as much attention so far.

On the experimental side, antiferromagnetism and pseudogaps are ubiquitous in low-dimensional strongly correlated fermion systems. Pseudogaps were first observed in quasi-1D systems near a charge-density-wave instability.^{33,53} More recently, a pseudogap has been observed in the metallic phase of high- T_c superconductors.^{54,55} Whether the pseudogap in these systems is of magnetic or pairing origin is still a matter of intense debate.

In this paper, we describe a theoretical approach which provides a unified view of the 2D half-filled Hubbard model at low temperature (including $T = 0$) and for any value of the Coulomb repulsion.⁵⁶ It is based on a non-linear sigma model (NL σ M) description of spin fluctuations. At zero temperature, our theory describes the evolution from a Slater ($U \ll 4t$) to a Mott-Heisenberg ($U \gg 4t$) antiferromagnet. At finite temperature, it predicts a pseudogap at weak-coupling due to strong AF fluctuations, and a Mott-Hubbard gap at strong coupling. Since it takes into account only directional fluctuations of the AF order parameter, it is valid for $T \ll T_X$, where T_X is a crossover temperature which marks the onset of AF short-range order. In Ref. 49, one of the present authors reported a calculation of the fermion spectral function in the weak-coupling limit of the Hubbard model using a NL σ M description of spin fluctuations. However, the limitations encountered by previous approaches could not be overcome.

As first shown by Schulz,⁵⁷ spin fluctuations in the 2D Hubbard model at low temperature can be described by a NL σ M for any value of the Coulomb repulsion.⁵⁸ In Sec. II, we give a detailed derivation of the NL σ M starting from the Hubbard model. The parameters of the NL σ M, the bare spin stiffness ρ_s^0 and the spin-wave velocity c , are calculated as a function of the ratio U/t . For $U \gg 4t$, we recover the NL σ M derived from the Heisenberg model with an exchange coupling $J = 4t^2/U$. In Sec. III, we introduce the CP¹ representation of the

NL σ M where the Néel field (giving the direction of the local AF order) is expressed in terms of two Schwinger bosons. This allows a simple saddle-point solution¹¹ from which we obtain the magnetic phase diagram of the 2D Hubbard model. At zero temperature, there is condensation of the Schwinger bosons for any value of U , which signals the presence of AF long-range order. At finite temperature, the system is disordered by thermal fluctuations, but the AF correlation length remains exponentially large below a crossover temperature T_X (renormalized classical regime²⁸). In Sec. IV, we study the fermion spectral properties. The fermion is written as the product of a Schwinger boson and a pseudo-fermion whose spin is quantized along the (fluctuating) Néel field. Such a decomposition is reminiscent of slave-boson⁵⁹ or slave-fermion^{60,61,62} theories.⁶³ It allows us to approximate the fermion Green's function by the product (in direct space) of the Schwinger boson propagator (which is obtained from the NL σ M) and the HF fermionic propagator. At weak-coupling ($U \ll 4t$) and zero temperature, our results clearly describe a Slater antiferromagnet. The AF gap $2\Delta_0 \sim te^{-2\pi\sqrt{t/U}}$ is exponentially small. As in the HF theory, there are well-defined Bogoliubov QP's. However, because of AF quantum fluctuations, their spectral weight is reduced by a factor n_0 ($0 < n_0 < 1$) which is given by the fraction of condensed Schwinger bosons in the ground state. The missing weight ($1 - n_0$) is transferred to incoherent excitations at higher energy ($1 - n_0 \ll 1$ when $U \ll 4t$). As U increases, the AF gap increases and spectral weight is progressively transferred from the Bogoliubov QP's to the incoherent excitation background. At strong coupling ($U \gg 4t$), our results are typical of a Mott-Heisenberg antiferromagnet. The AF gap $2\Delta_0$ is of order U . The incoherent excitation background carries a significant fraction of spectral weight (i.e. n_0 and $1 - n_0$ are of the same order) and extends over an energy scale of order $J = 4t^2/U$ above the Bogoliubov QP energy $\pm E_{\mathbf{k}}$. At finite temperature, the Bogoliubov QP's disappear ($n_0 = 0$ in the absence of Bose condensation) and only incoherent excitations survive. Nevertheless, precursors of the zero-temperature Bogoliubov QP's show up as sharp peaks at $\pm E_{\mathbf{k}}$ in the spectral function $\mathcal{A}(\mathbf{k}, \omega)$, with a width of order T . We show that these peaks continuously evolve into the zero-temperature Bogoliubov QP peaks as $T \rightarrow 0$. This ensures that the spectral function $\mathcal{A}(\mathbf{k}, \omega)$ is continuous at the $T_N = 0$ phase transition. The high-energy incoherent excitation background is little affected by a finite temperature, but the presence of thermal AF fluctuations gives rise to fermionic states below the zero-temperature AF gap Δ_0 . At weak coupling, the gap is completely filled and replaced by a pseudogap. At strong coupling, the zero-temperature gap survives at finite temperature and the system is a Mott-Hubbard insulator.

On the basis of a numerical calculation in the framework of the dynamical cluster approximation, Moukouri and Jarrell have called into question the existence of a Slater scenario in the 2D half-filled Hubbard

model.^{64,65,66} They argue that the system is always a Mott-Hubbard insulator at low (but finite) temperature even at weak coupling. We will show that their results are not in contradiction with a Slater scenario at weak coupling, but merely reflect the strong suppression of the density of states due to the pseudogap (Sec. IV C).

At half-filling, the repulsive Hubbard model can be mapped exactly onto the attractive model by a canonical transformation.⁶⁷ This transformation maps the $\mathbf{q} = (\pi, \pi)$ spin correlations of the repulsive model onto the $\mathbf{q} = 0$ pairing and $\mathbf{q} = (\pi, \pi)$ charge correlations of the attractive model, but leaves the single-particle Green's function and the spectral function $\mathcal{A}(\mathbf{k}, \omega)$ invariant. Thus the results obtained in this paper apply also to the attractive Hubbard model, but with a different physical meaning (Sec. V). At zero temperature, there is superconducting and charge-density-wave long-range orders. As the attractive interaction strength increases, there is a smooth crossover from a BCS to a Bose-Einstein behavior. At finite temperature, the weak-coupling pseudogap is due to strong pairing and charge fluctuations, whereas the strong-coupling gap is a consequence of the presence of preformed particle-particle pairs.

II. DERIVATION OF THE NL σ M

The Hubbard model is defined by the Hamiltonian

$$H = - \sum_{\mathbf{r}, \sigma} c_{\mathbf{r}\sigma}^\dagger (\hat{t} + \mu) c_{\mathbf{r}\sigma} + U \sum_{\mathbf{r}} c_{\mathbf{r}\uparrow}^\dagger c_{\mathbf{r}\uparrow} c_{\mathbf{r}\downarrow}^\dagger c_{\mathbf{r}\downarrow}, \quad (1)$$

where \hat{t} is the nearest-neighbor hopping operator:

$$\hat{t} c_{\mathbf{r}\sigma} = t (c_{\mathbf{r}+\mathbf{e}_x\sigma} + c_{\mathbf{r}-\mathbf{e}_x\sigma} + c_{\mathbf{r}+\mathbf{e}_y\sigma} + c_{\mathbf{r}-\mathbf{e}_y\sigma}). \quad (2)$$

At half-filling the chemical potential μ equals $U/2$. \mathbf{e}_x and \mathbf{e}_y denote unit vectors along the x and y directions. $c_{\mathbf{r}\sigma}^\dagger$ ($c_{\mathbf{r}\sigma}$) creates (annihilates) a fermion of spin σ at the lattice site \mathbf{r} . We take the lattice spacing equal to unity and set $\hbar = k_B = 1$ throughout the paper.

We can represent the partition function of the system as a path integral over Grassmann fields $\psi_{\mathbf{r}\sigma}$, $\psi_{\mathbf{r}\sigma}^*$. The action can be written as $S_{\text{kin}} + S_{\text{int}}$ with

$$S_{\text{kin}} = \int_0^\beta d\tau \sum_{\mathbf{r}} \Psi_{\mathbf{r}}^\dagger (\partial_\tau - \mu - \hat{t}) \Psi_{\mathbf{r}}, \quad (3)$$

$$S_{\text{int}} = U \int_0^\beta d\tau \sum_{\mathbf{r}} \psi_{\mathbf{r}\uparrow}^* \psi_{\mathbf{r}\uparrow} \psi_{\mathbf{r}\downarrow}^* \psi_{\mathbf{r}\downarrow}, \quad (4)$$

where $\beta = 1/T$ is the inverse temperature. In the kinetic action S_{kin} we have used the spinor representation $\Psi = (\psi_\uparrow, \psi_\downarrow)^T$. To describe collective spin and charge fluctuations, we introduce auxiliary fields. The standard approach is to write the interaction part of the action as $\psi_{\mathbf{r}\uparrow}^* \psi_{\mathbf{r}\uparrow} \psi_{\mathbf{r}\downarrow}^* \psi_{\mathbf{r}\downarrow} = \frac{1}{4} (\Psi_{\mathbf{r}}^\dagger \Psi_{\mathbf{r}})^2 - \frac{1}{4} (\Psi_{\mathbf{r}}^\dagger \sigma_3 \Psi_{\mathbf{r}})^2$, and to perform a Hubbard-Stratonovich transformation

by means of two real auxiliary fields Δ_{cr} and Δ_{sr} . Although this procedure recovers the standard mean-field (or HF) theory of the Néel state within a saddle-point approximation, it leads to a loss of spin rotation invariance and does not allow to obtain the spin-wave Goldstone modes. Fluctuations of Δ_{cr} and Δ_{sr} correspond to gapped amplitude modes. Alternatively, one could write S_{int} in an explicitly spin-rotation invariant form, e.g. $\psi_{\text{r}\uparrow}^* \psi_{\text{r}\uparrow} \psi_{\text{r}\downarrow}^* \psi_{\text{r}\downarrow} = -\frac{1}{6} (\Psi_{\text{r}}^\dagger \boldsymbol{\sigma} \Psi_{\text{r}})^2$ ($\boldsymbol{\sigma} = (\sigma_1, \sigma_2, \sigma_3)$ denotes the Pauli matrices), and use a vector Hubbard-Stratonovich field. Such decompositions, however, do not reproduce the HF results at the saddle-point level.⁵⁷ As noted earlier,^{57,68} this difficulty can be circumvented by using the decomposition

$$\psi_{\text{r}\uparrow}^* \psi_{\text{r}\uparrow} \psi_{\text{r}\downarrow}^* \psi_{\text{r}\downarrow} = \frac{1}{4} (\Psi_{\text{r}}^\dagger \Psi_{\text{r}})^2 - \frac{1}{4} (\Psi_{\text{r}}^\dagger \boldsymbol{\sigma} \cdot \boldsymbol{\Omega}_{\text{r}} \Psi_{\text{r}})^2, \quad (5)$$

where $\boldsymbol{\Omega}_{\text{r}}$ is a site- and time-dependent unitary vector. Spin-rotation invariance is made explicit by performing an angular integration over $\boldsymbol{\Omega}_{\text{r}}$ at each site and time (with a measure normalized to unity). The Hubbard-Stratonovich transformation then reads

$$e^{-S_{\text{int}}} = \int \mathcal{D}[\Delta_{\text{c}}, \Delta_{\text{s}}, \boldsymbol{\Omega}] \times e^{-\int_0^\beta d\tau \sum_{\text{r}} [\frac{1}{T} (\Delta_{\text{cr}}^2 + \Delta_{\text{sr}}^2) - \Psi_{\text{r}}^\dagger (i\Delta_{\text{cr}} + \Delta_{\text{sr}} \boldsymbol{\sigma} \cdot \boldsymbol{\Omega}_{\text{r}}) \Psi_{\text{r}}]} \quad (6)$$

Eq. (6) corresponds to an "amplitude-direction" representation, where the magnetic order parameter field is given by $\Delta_{\text{sr}} \boldsymbol{\Omega}_{\text{r}}$. The HF theory is now recovered from a saddle-point approximation over the auxiliary fields Δ_{cr} , Δ_{sr} and $\boldsymbol{\Omega}_{\text{r}}$ (Sec. II A). Spin-wave excitations can then be obtained by considering small fluctuations of the $\boldsymbol{\Omega}_{\text{r}}$ field about its saddle-point value. In Sec. III we show that the amplitude-direction representation (6) allows to go beyond the Néel-ordered HF state and derive an effective action for the $\boldsymbol{\Omega}_{\text{r}}$ field.

A. HF theory

Making the ansatz of an antiferromagnetic order, i.e. taking constant auxiliary fields $\Delta_{\text{cr}} = \Delta_{\text{c}}$, $\Delta_{\text{sr}} = \Delta$ and a staggering vector $\boldsymbol{\Omega}_{\text{r}} = (-1)^{\text{r}} \mathbf{u}_z$ parallel to the z axis, one obtains the saddle-point equations

$$i\Delta_{\text{c}} = -\frac{U}{2} \langle \Psi_{\text{r}}^\dagger \Psi_{\text{r}} \rangle, \quad (7)$$

$$\Delta = \frac{U}{2} (-1)^{\text{r}} \langle \Psi_{\text{r}}^\dagger \sigma_3 \Psi_{\text{r}} \rangle. \quad (8)$$

At half-filling, the saddle-point value $i\Delta_{\text{c}} = -U/2$ cancels the chemical potential term in (3). The HF action is quadratic,

$$S_{\text{HF}} = \int_0^\beta d\tau \sum_{\text{r}} \Psi_{\text{r}}^\dagger (\partial_\tau - \hat{t} - (-1)^{\text{r}} \Delta \sigma_3) \Psi_{\text{r}}, \quad (9)$$

and can easily be diagonalized. Due to the translational symmetry breaking there is unit cell doubling. In the reduced Brillouin zone scheme ($|k_x| + |k_y| \leq \pi$) elementary excitations are exhausted by two bands of Bogoliubov QP's at energies $\pm E_{\text{k}} = \pm \sqrt{\Delta^2 + \epsilon_{\text{k}}^2}$, $\epsilon_{\text{k}} = -2t(\cos k_x + \cos k_y)$ being the energy of free fermions.

Using the HF action (9) one obtains the HF single-particle Green's function

$$-\langle \phi_{\text{k}\omega\sigma} \phi_{\text{k}'\omega'\sigma'}^* \rangle = \delta_{\omega,\omega'} \delta_{\sigma,\sigma'} \mathcal{G}_\sigma^{\text{HF}}(\mathbf{k}, \mathbf{k}', \omega), \quad (10)$$

$$\mathcal{G}_\sigma^{\text{HF}}(\mathbf{k}, \mathbf{k}', \omega) = -\delta_{\mathbf{k},\mathbf{k}'} \frac{i\omega + \epsilon_{\text{k}}}{\omega^2 + E_{\text{k}}^2} + \delta_{\mathbf{k},\mathbf{k}'+\boldsymbol{\pi}} \frac{\sigma \Delta}{\omega^2 + E_{\text{k}}^2}, \quad (11)$$

where $\boldsymbol{\pi} = (\pi, \pi)$ and $\omega \equiv (2n+1)\pi T$ (n integer) is a fermionic Matsubara frequency. The propagator (10) makes it in turn possible to give an explicit form to the gap equation (8):

$$\frac{1}{U} = \int_{\text{k}} \frac{\tanh(\frac{\beta E_{\text{k}}}{2})}{2E_{\text{k}}}. \quad (12)$$

We use the notation $\int_{\text{k}} = \int_{-\pi}^\pi \int_{-\pi}^\pi \frac{dk_x}{2\pi} \frac{dk_y}{2\pi}$. Eq. (12) predicts a phase transition at a finite temperature T_{N}^{HF} , which is exponentially small at weak coupling and approaches $U/4$ at strong coupling. Similarly to the transition temperature, the zero-temperature gap Δ_0 tends to $U/2$ at strong coupling and is exponentially small at weak coupling:

$$\Delta_0 \simeq 32te^{-2\pi\sqrt{t/U}}. \quad (13)$$

B. Spin fluctuations

In 2D, the HF theory breaks down at finite temperature, since it predicts AF long-range order below T_{N}^{HF} . Nevertheless, the HF transition temperature bears a physical meaning as a crossover temperature below which the amplitude of the AF order parameter takes a well-defined value. This is sometimes interpreted as the appearance of local moments with an amplitude Δ_0/U . Note that at weak coupling the "local" moments can be defined only at length-scale of order $\xi_0 \sim t/\Delta_0$, which corresponds to the size of bound particle-hole pairs in the HF ground state. Thus, *stricto sensu*, local moments form only in the strong-coupling limit when $\xi_0 \sim 1$.

Below T_{N}^{HF} , it is natural to neglect amplitude fluctuations of the AF order parameter and derive an effective action of the $\boldsymbol{\Omega}_{\text{r}}$ field by integrating out the fermionic degrees of freedom. We call T_{X} the crossover temperature below which AF short-range order appears. As will be shown subsequently, in the weak coupling limit $T_{\text{X}} \sim T_{\text{N}}^{\text{HF}}$, whereas at strong coupling $T_{\text{X}} \sim J = 4t^2/U \ll T_{\text{N}}^{\text{HF}}$. For $T \ll T_{\text{X}}$, the amplitude of the AF order parameter can be approximated by its zero-temperature HF value Δ_0 . Following Haldane,^{11,69} in

the presence of AF short-range order ($T \lesssim T_X$) we write

$$\mathbf{\Omega}_{\mathbf{r}} = (-1)^{\mathbf{r}} \mathbf{n}_{\mathbf{r}} \sqrt{1 - \mathbf{L}_{\mathbf{r}}^2} + \mathbf{L}_{\mathbf{r}}. \quad (14)$$

\mathbf{n} is a unitary vector representing the Néel field, whereas \mathbf{L} is the canting vector, orthogonal to \mathbf{n} , taking account of local ferromagnetic fluctuations. \mathbf{n} is assumed to be slowly-varying and \mathbf{L} to be small. We perform at each site and time a rotation in spin space and introduce a new fermionic field $\Phi_{\mathbf{r}}$ defined by $\Psi_{\mathbf{r}} = R_{\mathbf{r}} \Phi_{\mathbf{r}}$. $R_{\mathbf{r}}$ is a time- and site-dependent $\text{SU}(2)/\text{U}(1)$ matrix satisfying

$$\boldsymbol{\sigma} \cdot \mathbf{n}_{\mathbf{r}} = R_{\mathbf{r}} \sigma_3 R_{\mathbf{r}}^\dagger. \quad (15)$$

The above definition means that $\mathcal{R}_{\mathbf{r}}$, the $\text{SO}(3)$ element associated to $R_{\mathbf{r}}$, maps \mathbf{u}_z onto $\mathbf{n}_{\mathbf{r}}$. The $\text{U}(1)$ gauge freedom is due to rotations around the z axis, which do not change the physical state of the system. The spin of the pseudo-fermions $\Phi_{\mathbf{r}}$ is quantized along the $\mathbf{n}_{\mathbf{r}}$ axis. In order to express the action in terms of the new spinor variable, it is convenient to make use of the $\text{SU}(2)$ gauge field $A_{\mu\mathbf{r}} = \sum_{\nu=1,2,3} A_{\mu\mathbf{r}}^\nu \sigma_\nu$ defined as

$$A_{0\mathbf{r}} = -R_{\mathbf{r}}^\dagger \partial_\tau R_{\mathbf{r}}, \quad (16)$$

$$A_{\mu\mathbf{r}} = i R_{\mathbf{r}}^\dagger \partial_\mu R_{\mathbf{r}}, \quad \mu = x, y. \quad (17)$$

We also define the rotated canting field $\mathbf{l}_{\mathbf{r}} = \mathcal{R}_{\mathbf{r}}^{-1} \mathbf{L}_{\mathbf{r}}$. Given that $\mathcal{R}_{\mathbf{r}}^{-1} \mathbf{n}_{\mathbf{r}} = \mathbf{u}_z$ and $\mathbf{L}_{\mathbf{r}} \perp \mathbf{n}_{\mathbf{r}}$, the $\mathbf{l}_{\mathbf{r}}$ vector lies in the $x-y$ plane. Using the identity

$$\Phi_{\mathbf{r}}^\dagger R_{\mathbf{r}}^\dagger R_{\mathbf{r}+\mathbf{e}_\mu} \Phi_{\mathbf{r}+\mathbf{e}_\mu} = \Phi_{\mathbf{r}}^\dagger e^{\partial_\mu - i A_{\mu\mathbf{r}}} \Phi_{\mathbf{r}} \quad (18)$$

we re-express the kinetic and interaction parts of the action as

$$S_{\text{kin}} = \int_0^\beta d\tau \sum_{\mathbf{r}} \Phi_{\mathbf{r}}^\dagger [\partial_\tau - A_{0\mathbf{r}} - 2t \sum_{\mu=x,y} \cos(-i\partial_\mu - A_{\mu\mathbf{r}})] \Phi_{\mathbf{r}}, \quad (19)$$

$$S_{\text{int}} = -\Delta_0 \int_0^\beta d\tau \sum_{\mathbf{r}} \Phi_{\mathbf{r}}^\dagger [(-1)^{\mathbf{r}} \sigma_3 \sqrt{1 - \mathbf{l}_{\mathbf{r}}^2} + \mathbf{l}_{\mathbf{r}} \cdot \boldsymbol{\sigma}] \Phi_{\mathbf{r}}. \quad (20)$$

In the above expressions, both \mathbf{l} and A_μ are small, since the gauge field is of the order of $\partial_\mu \mathbf{n}$. We expand Eqs. (19-20) to second order in these variables. To zeroth order, we recover the HF action $S_{\text{HF}}[\Phi]$ defined in (9). The first- and second-order corrections in A_μ^ν yield paramagnetic and diamagnetic terms S_p and S_d , respectively. The corrections in \mathbf{l} give first- and second-order ferromagnetic fluctuations S_l and S_{l^2} .⁷⁰

$$S_p = - \int_0^\beta d\tau \sum_{\substack{\mu=0,x,y \\ \nu=1,2,3}} j_{\mu\mathbf{r}}^\nu A_{\mu\mathbf{r}}^\nu, \quad (21)$$

$$S_d = \frac{t}{2} \int_0^\beta d\tau \sum_{\substack{\mu=x,y \\ \nu=1,2,3}} A_{\mu\mathbf{r}}^\nu{}^2 \Phi_{\mathbf{r}}^\dagger \cos(-i\partial_\mu) \Phi_{\mathbf{r}} + \text{c.c.} \quad (22)$$

$$S_l = -\Delta_0 \int_0^\beta d\tau \sum_{\mathbf{r}} \sum_{\nu=1,2} l_{\mathbf{r}}^\nu j_{0\mathbf{r}}^\nu, \quad (23)$$

$$S_{l^2} = \frac{\Delta_0}{2} \int_0^\beta d\tau \sum_{\mathbf{r}} (-1)^{\mathbf{r}} \mathbf{l}_{\mathbf{r}}^2 j_{0\mathbf{r}}^3. \quad (24)$$

The spin-density currents j_μ^ν are defined by

$$j_{0\mathbf{r}}^\nu = \Phi_{\mathbf{r}}^\dagger \sigma_\nu \Phi_{\mathbf{r}}, \quad (25)$$

$$j_{\mu\mathbf{r}}^\nu = t \Phi_{\mathbf{r}}^\dagger \sin(-i\partial_\mu) \sigma_\nu \Phi_{\mathbf{r}} + \text{c.c.}, \quad \mu = x, y. \quad (26)$$

We now derive an effective action for the spin variables \mathbf{n} and \mathbf{L} by integrating out the fermions. Keeping terms up to second order in A_μ^ν and \mathbf{l} , the effective action is given by first- and second-order cumulants of the four perturbative terms S_p , S_d , S_l , S_{l^2} with respect to the HF action:

$$S_{\text{eff}}[\mathbf{n}, \mathbf{L}] = \langle S_p \rangle + \langle S_d \rangle + \langle S_l \rangle + \langle S_{l^2} \rangle - \frac{1}{2} \langle S_p^2 \rangle_c - \frac{1}{2} \langle S_l^2 \rangle_c - \langle S_p S_l \rangle_c. \quad (27)$$

Evaluation of the first-order cumulants is straightforward. Defining ϵ_c as the absolute value of the (negative) kinetic energy per site in the HF ground state we have

$$\langle S_p \rangle = -\frac{2\Delta_0}{U} \int_0^\beta d\tau \sum_{\mathbf{r}} (-1)^{\mathbf{r}} A_{0\mathbf{r}}^3, \quad (28)$$

$$\langle S_d \rangle = \frac{\epsilon_c}{4} \int_0^\beta d\tau \sum_{\substack{\mu=x,y \\ \nu=1,2,3}} A_{\mu\mathbf{r}}^\nu{}^2, \quad (29)$$

$$\langle S_l \rangle = 0, \quad (30)$$

$$\langle S_{l^2} \rangle = \frac{\Delta_0^2}{U} \int_0^\beta d\tau \sum_{\mathbf{r}} \mathbf{l}_{\mathbf{r}}^2. \quad (31)$$

We recognize in equation (28) the usual Berry phase term. Since it is believed to play no role in a two-dimensional antiferromagnet¹¹ we will ignore it in the following.

The calculation of the second-order cumulants seems cumbersome at first sight, since it involves (after moving to the Fourier space) the current-current correlation function $\Pi_{\mu\mu'}^{\nu\nu'}(\mathbf{q}, \omega_\nu; \mathbf{q}', \omega_{\nu'}) = \langle j_\mu^\nu(\mathbf{q}, \omega_\nu) j_{\mu'}^{\nu'}(\mathbf{q}', \omega_{\nu'}) \rangle_{\text{HF}}$. [$\omega_\nu = \nu 2\pi T$ (ν integer) is a bosonic Matsubara frequency.] In fact, as the correlator stands in front of second-order quantities, we are interested only in its zero-frequency, zero-momentum value $\Pi_{\mu\mu'}^{\nu\nu'}(\mathbf{0}, 0; \mathbf{0}, 0)$ which we denote by $\Pi_{\mu\mu'}^{\nu\nu'}$. With the exception of $\Pi_{00}^{11} = \Pi_{00}^{22}$ and $\Pi_{xx}^{33} = \Pi_{yy}^{33}$ all these quantities vanish (see Appendix A), so that we obtain

$$\begin{aligned} \langle S_p^2 \rangle_c &= \Pi_{00}^{11} \int_0^\beta d\tau \sum_{\substack{\mathbf{r} \\ \nu=1,2}} A_{0\mathbf{r}}^\nu{}^2 \\ &+ \Pi_{xx}^{33} \int_0^\beta d\tau \sum_{\mathbf{r}} A_{\mu\mathbf{r}}^3{}^2, \end{aligned} \quad (32)$$

$$\langle S_l^2 \rangle_c = \Delta_0^2 \Pi_{00}^{11} \int_0^\beta d\tau \sum_{\mathbf{r}} \sum_{\nu=1,2} l_{\mathbf{r}}^{\nu 2}, \quad (33)$$

$$\langle S_p S_l \rangle_c = \Delta_0 \Pi_{00}^{11} \int_0^\beta d\tau \sum_{\mathbf{r}} A_{0\mathbf{r}}^\nu l_{\mathbf{r}}^\nu. \quad (34)$$

Using the invariance of the current-current correlation function with respect to rotations of axis \mathbf{u}_z , one can establish the identity $\epsilon_c/2 - \Pi_{xx}^{33} = 0$. It implies that the A_μ^3 terms in the first- and second-order cumulants cancel each other, which ensures the U(1) gauge invariance. The only remaining correlator is the transverse spin susceptibility $\Pi_{00}^{11} \equiv \chi^\perp$. In order to express the effective action $S_{\text{eff}}[\mathbf{n}, \mathbf{L}]$ [Eq. (27)] in terms of \mathbf{n} and \mathbf{L} we use the relations (see Appendix B)

$$\sum_{\nu=1,2} A_{\mu\mathbf{r}}^\nu{}^2 = \zeta \frac{1}{4} (\partial_\mu \mathbf{n}_\mathbf{r})^2, \quad (35)$$

$$\sum_{\nu=1,2} A_{0\mathbf{r}}^\nu l_{\mathbf{r}}^\nu = \frac{i}{2} (\mathbf{n}_\mathbf{r} \wedge \partial_\tau \mathbf{n}_\mathbf{r}) \cdot \mathbf{L}_\mathbf{r}, \quad (36)$$

with $\zeta = 1$ for $\mu = x, y$ and $\zeta = -1$ for $\mu = 0$. Putting everything together, we obtain the effective action

$$S_{\text{eff}} = \frac{1}{2} \int_0^\beta d\tau \sum_{\mathbf{r}} \left[\frac{\chi^\perp}{4} \dot{\mathbf{n}}_\mathbf{r}^2 + \frac{\epsilon_c}{8} \sum_{\mu=x,y} (\partial_\mu \mathbf{n}_\mathbf{r})^2 + \Delta_0^2 \left(\frac{2}{U} - \chi^\perp \right) \mathbf{L}_\mathbf{r}^2 - i \Delta_0 \chi^\perp (\mathbf{n}_\mathbf{r} \wedge \dot{\mathbf{n}}_\mathbf{r}) \cdot \mathbf{L}_\mathbf{r} \right] \quad (37)$$

where $\dot{\mathbf{n}} = \partial_\tau \mathbf{n}$. Integrating out the canting field with the constraint $\mathbf{L}_\mathbf{r} \perp \mathbf{n}_\mathbf{r}$, we eventually obtain a NL σ M for the Néel field:

$$S_{\text{NL}\sigma\text{M}}[\mathbf{n}] = \frac{\rho_s^0}{2} \int_0^\beta d\tau \int d^2r \left[\frac{1}{c^2} \dot{\mathbf{n}}_\mathbf{r}^2 + \sum_{\mu=x,y} (\partial_\mu \mathbf{n}_\mathbf{r})^2 \right], \quad (38)$$

where we have taken the continuum limit in real space. The bare spin stiffness ρ_s^0 and the spin-wave velocity c are given by

$$\rho_s^0 = \frac{\epsilon_c}{8}, \quad c^2 = \frac{\epsilon_c}{2} \left(\frac{1}{\chi^\perp} - \frac{U}{2} \right). \quad (39)$$

Eq. (38) must be supplemented with a cutoff Λ in momentum space. In the strong-coupling limit, where AF fluctuations are due to local moments, the cutoff Λ can be taken of the order of unity. In the weak-coupling limit, the Néel field is ill-defined at length-scales smaller than $\xi_0 \sim t/\Delta_0$, since below ξ_0 "local" moments cannot be defined (see the discussion at the beginning of Sec. II B). We therefore choose $\Lambda \sim \min(1, 2\Delta_0/c)$.⁷¹

For numerical computation of the spin-wave velocity and spin stiffness we use the expressions

$$\chi^\perp = 2\Delta_0^2 \int_0^{4t} \frac{\rho_0(\epsilon) d\epsilon}{(\Delta_0^2 + \epsilon^2)^{\frac{3}{2}}}, \quad (40)$$

$$\rho_s^0 = \frac{1}{4} \int_0^{4t} \frac{\epsilon^2 \rho_0(\epsilon) d\epsilon}{\sqrt{\Delta_0^2 + \epsilon^2}}. \quad (41)$$

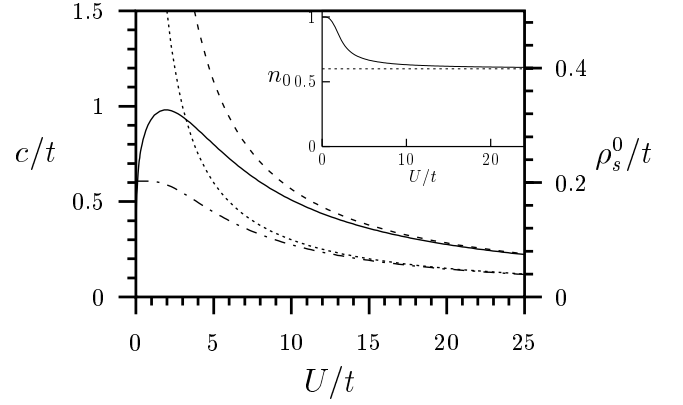


FIG. 1: Spin-wave velocity c (solid line) and bare spin stiffness ρ_s^0 (dot-dashed line) *vs* U . For $U \gg 4t$ we recover the results obtained from the Heisenberg model with $J = 4t^2/U$ (dashed line: spin-wave velocity, dotted line: bare spin stiffness). Inset: fraction of condensed bosons at $T = 0$. $1 - n_0$ is exponentially small at weak coupling ($U \ll 4t$), while $n_0 \simeq 0.6$ for $U \gg 4t$. n_0 determines the mean-value of the Néel field in the ground state ($\langle \mathbf{n}_\mathbf{r} \rangle = n_0 \mathbf{u}_z$) and the spectral weight of the Bogoliubov QP's (see Sec. IV).

ρ_0 is the density of states of free fermions on a square lattice. It can be expressed, using the complete elliptic integral of the first kind K , as $\rho_0(\epsilon) = (2\pi^2 t)^{-1} K[(1 - \epsilon^2/16t^2)^{1/2}]$ for $|\epsilon| \leq 4t$. In the strong coupling limit we recover the results obtained from the Heisenberg model with an exchange coupling $J = 4t^2/U$: the spin stiffness equals $J/4$ and the spin-wave velocity $\sqrt{2}J$. At weak coupling, c goes to zero like $2\pi^{-1/2}t(U/t)^{\frac{1}{4}}$ and $\rho_s^{(0)} \sim t$. The factor $(U/t)^{\frac{1}{4}}$ is due to the Van-Hove singularities. The results are shown in Fig. 1.

The NL σ M defined by Eqs. (38-41) was first obtained by Schulz.⁵⁷ The value of the spin-wave velocity agrees with the result obtained from an RPA calculation about the zero-temperature AF HF state.^{15,16,17}

Note that we also expect a damping term with a characteristic frequency ω_{sf} in the NL σ M action (38) at weak coupling. This term comes from the damping of spin fluctuations by fermion excitations which are gapless in the weak coupling limit (see Sec. IV). It is missed in our approach since we expand around the zero-temperature AF state which has only gapped quasi-particle excitations. In the renormalized classical regime, this term is however negligible since $\omega_{\text{sf}} \propto \xi^{-2} \rightarrow 0$ (critical slowing down).^{13,45}

III. MAGNETIC PHASE DIAGRAM

Let us recast the NL σ M action in a more usual form, by making use of the coupling constant $g = c/\rho_s^0$:

$$S_{\text{NL}\sigma\text{M}}[\mathbf{n}] = \frac{1}{2g} \int_0^\beta d\tau \int d^2r \left[\frac{1}{c} \dot{\mathbf{n}}_{\mathbf{r}}^2 + c \sum_{\mu=x,y} (\partial_\mu \mathbf{n}_{\mathbf{r}})^2 \right]. \quad (42)$$

To solve the NL σ M, we use a saddle-point approximation in the CP¹ representation,¹¹ which proves well suited for the computation of the fermion Green's function. In the CP¹ representation, the Néel field is expressed in terms of two Schwinger bosons,

$$\mathbf{n}_{\mathbf{r}} = \mathbf{z}_{\mathbf{r}}^\dagger \boldsymbol{\sigma} \mathbf{z}_{\mathbf{r}}, \quad (43)$$

with $\mathbf{z}_{\mathbf{r}} = (z_{\mathbf{r}\uparrow}, z_{\mathbf{r}\downarrow})^T$. The condition $\mathbf{n}_{\mathbf{r}}^2 = 1$ translates into $\mathbf{z}_{\mathbf{r}}^\dagger \mathbf{z}_{\mathbf{r}} = 1$. The rotation matrix R can be expressed as

$$R_{\mathbf{r}} = \begin{pmatrix} z_{\mathbf{r}\uparrow} & -z_{\mathbf{r}\downarrow}^* \\ z_{\mathbf{r}\downarrow} & z_{\mathbf{r}\uparrow}^* \end{pmatrix}. \quad (44)$$

The U(1) gauge symmetry now manifests itself in the invariance of the $\mathbf{n}_{\mathbf{r}}$ vector and the relation (15) defining the rotation matrix under the transformation $\mathbf{z}_{\mathbf{r}} \rightarrow e^{i\alpha_{\mathbf{r}}} \mathbf{z}_{\mathbf{r}}$.

The NL σ M expressed in terms of Schwinger bosons involves terms quadratic and quartic in $\mathbf{z}_{\mathbf{r}}$. The latter turns out to be proportional to $A_{\mu\mathbf{r}}^z$ with $A_{\mu\mathbf{r}}^z$ expressed in terms of Schwinger bosons [Eqs. (17) and (44)]. It is decoupled by an auxiliary field $a_{\mu\mathbf{r}}$. To handle the unimodularity condition $\mathbf{z}_{\mathbf{r}}^\dagger \mathbf{z}_{\mathbf{r}} = 1$ one introduces Lagrange multipliers $\lambda_{\mathbf{r}}$ at each time and site. The partition function then becomes (see Ref. 11)

$$Z = \int \mathcal{D}[z, a_\mu, \lambda] e^{-S} \quad (45)$$

$$S = \int_0^\beta d\tau \int d^2r \left[i\lambda_{\mathbf{r}} (\mathbf{z}_{\mathbf{r}}^\dagger \mathbf{z}_{\mathbf{r}} - 1) + \frac{2}{gc} |(\partial_\tau - a_{0\mathbf{r}}) \mathbf{z}_{\mathbf{r}}|^2 + \frac{2c}{g} \sum_{\mu=x,y} |(\partial_\mu - ia_{\mu\mathbf{r}}) \mathbf{z}_{\mathbf{r}}|^2 \right], \quad (46)$$

the $z_{\mathbf{r}\uparrow}$ and $z_{\mathbf{r}\downarrow}$ being now unconstrained bosonic fields. One then performs a saddle-point approximation over the $\lambda_{\mathbf{r}}$ and $a_{\mu\mathbf{r}}$ fields. When the CP¹ representation is generalized to the CP ^{$N-1$} representation by introducing N different z bosons, the approximation becomes exact in the limit $N \rightarrow \infty$.¹¹ Within the ansatz of a uniform static saddle-point solution $i\lambda_{\mathbf{r}} = 2m^2/gc$ and $a_{\mu\mathbf{r}} = 0$, the propagator can be read off from (46):

$$-\langle z_{\mathbf{q}\omega_\nu\sigma} z_{\mathbf{q}'\omega'_\nu\sigma'}^* \rangle = \delta_{\mathbf{q},\mathbf{q}'} \delta_{\omega_\nu,\omega'_\nu} \delta_{\sigma,\sigma'} \mathcal{D}_\sigma(\mathbf{q}, \omega_\nu), \quad (47)$$

$$\mathcal{D}_\sigma(\mathbf{q}, \omega_\nu) = \frac{-gc}{2(\omega_\nu^2 + \omega_{\mathbf{q}}^2)} - \beta \mathcal{N} n_0 \delta_{\sigma,\uparrow} \delta_{\omega_\nu,0} \delta_{\mathbf{q},0}, \quad (48)$$

$$\omega_{\mathbf{q}} = \sqrt{c^2 \mathbf{q}^2 + m^2}, \quad (49)$$

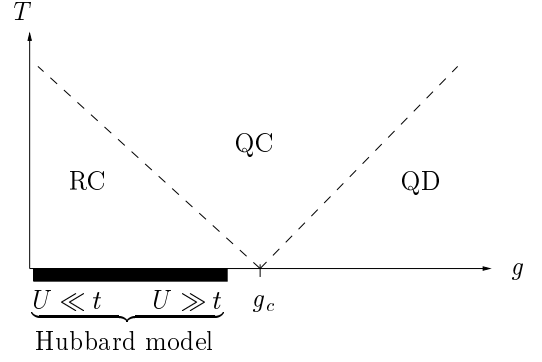


FIG. 2: Phase diagram of the NL σ M derived from a saddle-point approximation in the CP¹ representation. At $T = 0$, there is long-range order when the coupling constant $g < g_c = 4\pi/\Lambda$. The three finite-temperature regimes correspond to "renormalized classical" (RC), "quantum critical" (QC) and "quantum disordered" (QD).^{28,72} The ground state of the 2D half-filled Hubbard model is ordered for any value of the Coulomb repulsion U . At finite temperature, there are strong AF fluctuations with an exponentially large correlation length $\xi \gg 1$ (RC regime).

where \mathcal{N} is the number of lattice sites. The saddle-point equation for the Lagrange multiplier m^2 reads

$$\frac{1}{\beta} \sum_{\omega_\nu} \int_{|\mathbf{q}| < \Lambda} \frac{gc}{\omega_\nu^2 + \omega_{\mathbf{q}}^2} + n_0 = 1. \quad (50)$$

In Eqs. (47-50), we have allowed for a Bose condensation of the Schwinger bosons in the mode $\mathbf{q} = 0$, with $n_0 = \frac{1}{\mathcal{N}\beta} \langle z^\dagger(\mathbf{q} = 0, \omega_\nu = 0) z(\mathbf{q} = 0, \omega_\nu = 0) \rangle$ the fraction of condensed bosons. Bose condensation signals the appearance of AF long-range order: $\langle \mathbf{n}_{\mathbf{r}} \rangle = n_0 \mathbf{u}_z$. Knowing the propagator of the z field, one can then calculate the spin-spin correlation function using Eq. (43). The AF correlation length ξ is related to the mass m of the bosonic propagator \mathcal{D} via $m = c/2\xi$.¹¹ m vanishes whenever the fraction of the condensed bosons is finite.

At zero temperature, the solution of the saddle-point equation (50) shows that the NL σ M is ordered at small g ($m = 0$ and $n_0 > 0$) and disordered by quantum fluctuations at large g ($m > 0$ and $n_0 = 0$). The two regimes are separated by a quantum-critical point at $g_c = 4\pi/\Lambda$. In the ordered phase ($g \leq g_c$), the fraction of condensed bosons is $n_0 = 1 - g/g_c$.

The condition of zero-temperature long-range order is satisfied in the NL σ M derived from the half-filled Hubbard model (Fig. 2). For $U \ll 4t$, $g/g_c \sim e^{-2\pi\sqrt{t/U}}$ is exponentially small. For $U \gg 4t$, $\rho_s^0 \simeq J/4$ and $c\Lambda \simeq \sqrt{2}J$, so that $g/g_c \simeq \sqrt{2}/\pi < 1$. Notice that setting the cutoff to a higher value at strong coupling would lead us into the quantum disordered regime. However, our choice is consistent with results obtained by mapping the Hubbard model at strong coupling onto the Heisenberg model. It is known, both from numerical and analytical work, that the 2D quantum Heisenberg model on a square lattice is ordered at zero temperature.⁷³

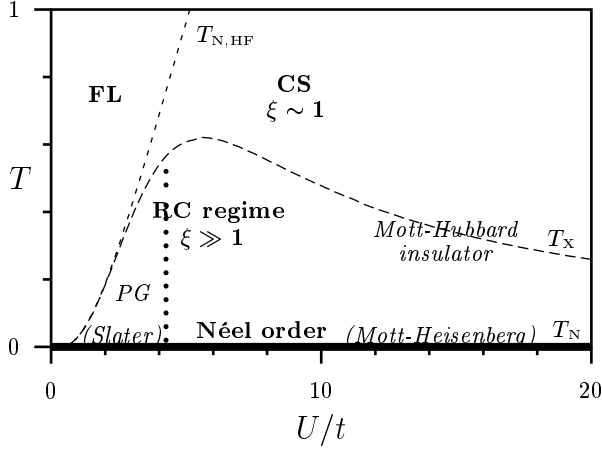


FIG. 3: Phase diagram of the 2D half-filled Hubbard model. $T \gtrsim T_N^{\text{HF}}$: Fermi liquid (FL) phase; $T_X \lesssim T \lesssim T_N^{\text{HF}}$: local moments with no AF short-range order (Curie spins, $\xi \sim 1$); $T = 0$: Slater ($U \ll 4t$) and Mott-Heisenberg ($U \gg 4t$) antiferromagnets. At finite temperature, there is a pseudogap phase ($U \ll 4t$) and a Mott-Hubbard insulator ($U \gg 4t$) separated by a metal-insulator transition (dotted line) defined by the vanishing of the tunneling density of states $\rho(\omega = 0)$ at zero energy (Sec. IV). All lines, except $T_N = 0$ (thick solid line), are crossover lines. The NL σ M description is valid below T_X (RC regime). [From Ref. 56.]

Fig. 1 shows the fraction of condensed bosons as a function of U . For this, and subsequent, numerical calculations we use a smooth cutoff, i.e. $\int_{|\mathbf{q}| < \Lambda} \rightarrow \int_{\mathbf{q}} \frac{e^{-|\mathbf{q}|\xi_0} - e^{-q_0\xi_0}}{1 - e^{-q_0\xi_0}}$. In contrast to a hard cutoff, this procedure prevents artificial features in the fermion spectral function and in the density of states. The parameter q_0 is adjusted so as to reproduce in the strong-coupling limit ($U \gg 4t$) the result $|\langle \mathbf{n}_{\mathbf{r}} \rangle| = n_0 \simeq 0.6$ obtained from the Heisenberg model.⁷³ While the value of n_0 for $U \ll 4t$ and $U \gg 4t$ does not depend on ξ_0 , the behavior at intermediate coupling is strongly cutoff dependent.

At finite temperature, the AF long-range order is suppressed ($n_0 = 0, m > 0$), in agreement with the Mermin-Wagner theorem. For systems that exhibit AF long-range order at $T = 0$, the correlation length remains nevertheless exponentially large at low temperature [renormalized classical regime, see Fig. (2)]. From Eq. (50), we deduce

$$\xi = \frac{c}{2m}, \quad m = T e^{-\frac{2\pi\rho_s}{T}}, \quad (51)$$

where $\rho_s = \rho_s^0(1 - g/g_c)$ is the zero-temperature spin stiffness. The mass m of the bosonic propagator being much smaller than the temperature, the dominant fluctuations are classical.

Let us now discuss the limits of validity of the NL σ M. The derivation of the NL σ M is based on the assumption that the dominant low-energy fluctuations are transverse spin waves with a large correlation length. The condition $T \ll T_N^{\text{HF}}$ ensures that amplitude fluctuations of the AF order parameter are frozen at low energy. One should

also verify that the computation of ξ within the NL σ M is consistent with the assumption of AF short-range order, i.e. $\xi \gg \Lambda^{-1}$ or, equivalently, $m \ll c\Lambda/2$. We define T' as the solution of the equation $m \sim c\Lambda/2$ obtained from Eq. (50). Then, the domain of validity of the NL σ M is given by $T \ll T_X \sim \min(T_N^{\text{HF}}, T')$. At weak coupling, $T_X \sim T_N^{\text{HF}}$, while $T_X \sim T' \sim J$ at strong coupling. The crossover temperature T_X displayed in Fig. 3 is a smooth interpolation between T_N^{HF} and T' .⁷⁴

The phase diagram is shown in Fig. 3. Above T_N^{HF} , spin fluctuations are not important and we expect a Fermi liquid behavior. Between T_N^{HF} and T_X (a regime which exists only in the strong-coupling limit), local moments form but with no AF short-range order (Curie spins: $\xi \sim 1$). Below T_X , the system enters a renormalized classical regime of spin fluctuations where the AF correlation length becomes exponentially large [Eq. (51)]. AF long-range order sets in at $T_N = 0$. Although there is a smooth evolution of the magnetic properties as a function of U , the physics is quite different for $U \ll 4t$ and $U \gg 4t$. This will be shown in Sec. IV by studying the fermion spectral properties. The main conclusions are shown in Fig. 3. At zero temperature the system is an antiferromagnet, which evolves from a Slater to a Mott-Heisenberg behavior as U increases. At finite temperature there is a pseudogap phase for $U \ll 4t$ and a Mott-Hubbard insulator for $U \gg 4t$. These two regimes are separated by a (finite-temperature) metal-insulator transition (dotted line in Fig. 3) defined by the vanishing of the tunneling density of states $\rho(\omega = 0)$ at zero energy.

IV. FERMION SPECTRAL PROPERTIES

In this section, we study the influence of the long-wavelength spin fluctuations on the fermion spectral properties. The fermionic Green's function $-\langle \Psi_{\mathbf{r}_1\tau_1} \Psi_{\mathbf{r}_2\tau_2}^\dagger \rangle$, written here as a 2×2 matrix in spin space, can easily be related to the pseudo-fermions by use of the relation $\Psi_{\mathbf{r}} = R_{\mathbf{r}}\Phi_{\mathbf{r}}$:

$$\mathcal{G}(1, 2) = -\langle R_1 \Phi_1 \Phi_2^\dagger R_2^\dagger \rangle. \quad (52)$$

Here we use the shorthand notations $1 \equiv (\mathbf{r}_1, \tau_1)$ and $2 \equiv (\mathbf{r}_2, \tau_2)$. The averaging in the above expression should be performed with respect to the action $S_{\text{HF}}[\Phi] + S'[z, \Phi, \mathbf{L}]$ obtained in Sec. IIB from the second-order expansion in \mathbf{L} and $\partial_\mu \mathbf{n}$. S' stands for the sum of the perturbative corrections S_p, S_d, S_1, S_{12} defined in (21-24). Integrating first the pseudo-fermions, we can write the propagator as

$$\mathcal{G}(1, 2) = \frac{1}{Z} \int \mathcal{D}[z] e^{-S_{\text{NL}\sigma\text{M}}[z]} R_1 \mathcal{G}(1, 2|z) R_2^\dagger, \quad (53)$$

$$Z = \int \mathcal{D}[z] e^{-S_{\text{NL}\sigma\text{M}}[z]}, \quad (54)$$

where $\mathcal{G}(1, 2|z)$ is the pseudo-fermion propagator calculated for a given configuration of the bosonic field z :

$$\mathcal{G}(1, 2|z) = -\frac{\int \mathcal{D}[\Phi, \mathbf{L}] \phi_1 \phi_2^* e^{-S_{\text{HF}}[\Phi] - S'[z, \Phi, \mathbf{L}]}}{\int \mathcal{D}[\Phi, \mathbf{L}] e^{-S_{\text{HF}}[\Phi] - S'[z, \Phi, \mathbf{L}]}}, \quad (55)$$

The action $S_{\text{HF}}[\Phi] + S'[z, \Phi, \mathbf{L}]$ describes HF fermions interacting with spin fluctuations *via* the action S' . Since the HF pseudo-fermions are gapped, we expect a perturbative expansion in S' to be well-behaved. To leading order, $\mathcal{G}(1, 2|z) = \mathcal{G}^{\text{HF}}(1, 2)$ and the fermion Green's function simplifies into

$$\mathcal{G}_{\sigma_1 \sigma_2}(1, 2) = \sum_{\alpha_1, \alpha_2} \mathcal{G}_{\alpha_1 \alpha_2}^{\text{HF}}(1, 2) \langle (R_1)_{\sigma_1 \alpha_1} (R_2)_{\sigma_2 \alpha_2}^* \rangle, \quad (56)$$

where the product of rotation matrices is averaged with the NL σ M action. This approximation neglects the effect of spin fluctuations on the propagation of pseudo-fermions. Their influence on the propagation of fermions is implemented only through the decomposition of the fermion into a boson and a pseudo-fermion.

Using the Schwinger boson propagator derived in Sec. III [Eqs. (47-49)], we have

$$\langle (R_1)_{\sigma_1 \alpha_1} (R_2)_{\sigma_2 \alpha_2}^* \rangle = -\delta_{\sigma_1, \sigma_2} \delta_{\alpha_1, \alpha_2} \times (\overline{\mathcal{D}}(1, 2) - \delta_{\sigma_1, \alpha_1} n_0), \quad (57)$$

where $\overline{\mathcal{D}}$ is the non-condensed part of \mathcal{D}_σ . Using this expression in Eq. (56) we finally obtain for the fermion Green's function:

$$-\langle \psi_{\mathbf{r}\tau\sigma} \psi_{\mathbf{r}'\tau'\sigma'}^* \rangle = \delta_{\sigma, \sigma'} \mathcal{G}_\sigma(\mathbf{r}, \mathbf{r}', \tau - \tau'), \quad (58)$$

$$\mathcal{G}_\sigma(\mathbf{k}, \mathbf{k}', \omega) = -\frac{2\delta_{\mathbf{k}, \mathbf{k}'}}{\beta} \sum_{\omega_\nu} \int_{\mathbf{q}} \mathcal{G}_\sigma^{\text{HF}}(\mathbf{k} - \mathbf{q}, \mathbf{k} - \mathbf{q}, \omega - \omega_\nu) \overline{\mathcal{D}}(\mathbf{q}, \omega_\nu) + n_0 \mathcal{G}_\sigma^{\text{HF}}(\mathbf{k}, \mathbf{k}', \omega). \quad (59)$$

Since n_0 vanishes at finite temperature, the fermion Green's function is spin-rotation and translation invariant in the absence of AF long-range order. We show below that the first term of the rhs of (59) corresponds to incoherent excitations. At zero temperature, the last term of (59) describes Bogoliubov QP's carrying a total spectral weight n_0 .

To study in detail the fermion excitations, we consider the spectral function $\mathcal{A}(\mathbf{k}, \omega) = -\pi^{-1} \text{Im} \mathcal{G}_\sigma(\mathbf{k}, \mathbf{k}, i\omega \rightarrow \omega + i0^+)$ and the tunneling density of states (DOS) $\rho(\omega) = \int d\omega \mathcal{A}(\mathbf{k}, \omega)$. Performing the summation over bosonic Matsubara frequencies in Eq. (59) we obtain

$$\mathcal{A}(\mathbf{k}, \omega) = \mathcal{A}_{\text{inc}}(\mathbf{k}, \omega) + n_0 \mathcal{A}_{\text{HF}}(\mathbf{k}, \omega), \quad (60)$$

$$\begin{aligned} \mathcal{A}_{\text{inc}}(\mathbf{k}, \omega) = \int_{\mathbf{q}} \frac{gc}{2\omega_q} \Big\{ [n_B(\omega_{\mathbf{q}}) + n_F(-E_{\mathbf{k}-\mathbf{q}})] [u_{\mathbf{k}-\mathbf{q}}^2 \delta(\omega - \omega_{\mathbf{q}} - E_{\mathbf{k}-\mathbf{q}}) + v_{\mathbf{k}-\mathbf{q}}^2 \delta(\omega + \omega_{\mathbf{q}} + E_{\mathbf{k}-\mathbf{q}})] \\ + [n_B(\omega_{\mathbf{q}}) + n_F(E_{\mathbf{k}-\mathbf{q}})] [u_{\mathbf{k}-\mathbf{q}}^2 \delta(\omega + \omega_{\mathbf{q}} - E_{\mathbf{k}-\mathbf{q}}) + v_{\mathbf{k}-\mathbf{q}}^2 \delta(\omega - \omega_{\mathbf{q}} + E_{\mathbf{k}-\mathbf{q}})] \Big\}, \end{aligned} \quad (61)$$

where $n_F(\omega)$ and $n_B(\omega)$ are the usual Fermi and Bose occupation numbers $(e^{\beta\omega} \pm 1)^{-1}$, and \mathcal{A}_{HF} the HF spectral function:

$$\mathcal{A}_{\text{HF}}(\mathbf{k}, \omega) = u_{\mathbf{k}}^2 \delta(\omega - E_{\mathbf{k}}) + v_{\mathbf{k}}^2 \delta(\omega + E_{\mathbf{k}}), \quad (62)$$

$$u_{\mathbf{k}}^2 = \frac{1}{2} \left(1 + \frac{\epsilon_{\mathbf{k}}}{E_{\mathbf{k}}} \right), \quad v_{\mathbf{k}}^2 = \frac{1}{2} \left(1 - \frac{\epsilon_{\mathbf{k}}}{E_{\mathbf{k}}} \right). \quad (63)$$

One can check that the spectral function $\mathcal{A}(\mathbf{k}, \omega)$ is normalized to unity. From Eqs. (60-61) we deduce

$$\begin{aligned} \int d\omega \mathcal{A}(\mathbf{k}, \omega) &= \int_{|\mathbf{q}| < \Lambda} \frac{gc}{\omega_{\mathbf{q}}} \left(n_B(\omega_{\mathbf{q}}) + \frac{1}{2} \right) + n_0 \\ &= 1, \end{aligned} \quad (64)$$

where the second equality is obtained by using $\langle z_{\mathbf{r}}^\dagger z_{\mathbf{r}} \rangle = 1$ [Eq. (50)]. From Eqs. (60-63), we obtain

$$\rho(\omega) = \rho_{\text{inc}}(\omega) + n_0 \rho_{\text{HF}}(\omega), \quad (65)$$

$$\rho_{\text{inc}}(\omega) = \rho_{\text{inc}}^>(\omega) + \rho_{\text{inc}}^>(-\omega), \quad (66)$$

$$\begin{aligned} \rho_{\text{inc}}^>(\omega) &= \frac{g}{4\pi c} \int_m^{c\Lambda} d\omega' \left[n_B(\omega') \rho_{\text{HF}}(\omega + \omega') \theta(\omega + \omega') \right. \\ &\quad \left. + (n_B(\omega') + 1) \rho_{\text{HF}}(\omega - \omega') \theta(\omega - \omega') \right], \end{aligned} \quad (67)$$

where

$$\rho_{\text{HF}}(\omega) = \theta(\omega^2 - \Delta_0^2) \frac{|\omega|}{\sqrt{\omega^2 - \Delta_0^2}} \rho_0 \left(\sqrt{\omega^2 - \Delta_0^2} \right) \quad (68)$$

is the HF DOS and θ the step function. We have approximated the Fermi occupation numbers by their zero-temperature limit, which is valid for $T \ll T_{\text{N}}^{\text{HF}}$.

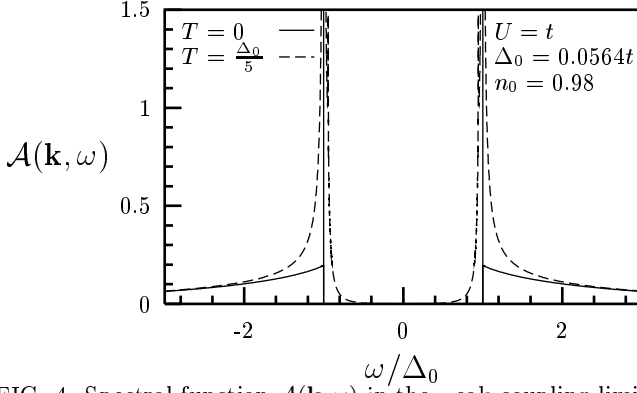


FIG. 4: Spectral function $\mathcal{A}(\mathbf{k}, \omega)$ in the weak-coupling limit $U = t$ for $T = 0$ (Slater antiferromagnet) and $T = \Delta_0/5$ (pseudogap phase). $\mathbf{k} = (\pi/2, \pi/2)$. The vertical lines represent Dirac peaks of weight $n_0/2$ (Bogoliubov QP's). At finite temperature, precursors of the zero-temperature Bogoliubov QP's show up as peaks of width $\sim T$ at $\pm E_{\mathbf{k}}$. At low energy (and $T > 0$), we observe a pseudogap with an exponentially small spectral weight at $\omega = 0$. Energies are measured in units of t . [From Ref. 56.]

A. $T = 0$: Slater vs Mott-Heisenberg antiferromagnetism

At zero temperature, the incoherent part of the spectral function [Eq. (61)] can be simplified. All the occupation factors vanish, except fermionic factors at negative energies which are equal to 1, so that

$$\mathcal{A}_{\text{inc}}(\mathbf{k}, \omega) = \int_{\mathbf{q}} \frac{gc}{2\omega_{\mathbf{q}}} [u_{\mathbf{k}-\mathbf{q}}^2 \delta(\omega - \omega_{\mathbf{q}} - E_{\mathbf{k}-\mathbf{q}}) + v_{\mathbf{k}-\mathbf{q}}^2 \delta(\omega + \omega_{\mathbf{q}} + E_{\mathbf{k}-\mathbf{q}})]. \quad (69)$$

In the same way, we obtain for the DOS

$$\rho_{\text{inc}}^>(\omega) = \frac{g}{4\pi c} \int_0^{c\Lambda} d\omega' \rho_{\text{HF}}(\omega - \omega') \theta(\omega - \omega'). \quad (70)$$

In Figs. 4-5 we show the spectral function at the $\mathbf{k} = (\pi/2, \pi/2)$ point of the non-interacting Fermi surface at weak ($U = t$) and strong ($U = 12t$) coupling. The spectral function $\mathcal{A}(\mathbf{k}, \omega)$ exhibits a gap $2\Delta_0$, which is a consequence of AF long-range order. There are well-defined Bogoliubov QP's with excitation energy $\pm E_{\mathbf{k}}$, as in HF theory, but their spectral weight is reduced by a factor $n_0 < 1$ because of quantum spin fluctuations. The remaining weight ($1 - n_0$) is carried by an incoherent excitation background at higher energy ($|\omega| > E_{\mathbf{k}}$).

There are important differences between the weak ($U \ll 4t$) and strong ($U \gg 4t$) coupling regimes. First, the AF gap $2\Delta_0 \sim te^{-2\pi\sqrt{t/U}}$ is exponentially small at weak coupling, while it tends to U for $U \gg 4t$. Second, the Bogoliubov QP's carry most of the spectral weight in the weak-coupling regime, since $g/g_c = 1 - n_0$ is exponentially small when $U \ll 4t$. As U increases, spectral weight is transferred from the Bogoliubov QP's to the incoherent excitation background, and at strong coupling

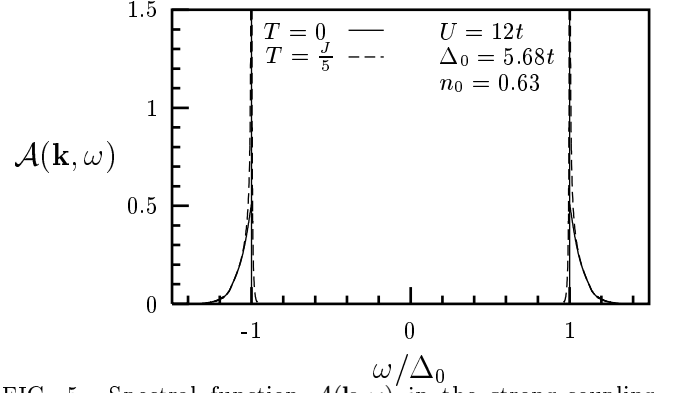


FIG. 5: Spectral function $\mathcal{A}(\mathbf{k}, \omega)$ in the strong-coupling regime $U = 12t$ for $T = 0$ (Mott-Heisenberg antiferromagnet) and $T = J/5$ (Mott-Hubbard insulator). At $T = 0$, when U increases, spectral weight is transferred from the Bogoliubov QP peaks to the incoherent excitation background. [Note the difference in the energy scale, which is fixed by Δ_0 , between Figs. 4 and 5.] [From Ref. 56.]

($U \gg 4t$) the incoherent excitation background carries a significant fraction of the total spectral weight (i.e. n_0 and $1 - n_0$ are of the same order). Third, the energy range of the incoherent excitation background depends on the value of U . From Eq. (69) we see that it extends from $E_{\mathbf{k}}$ to $\sim \sqrt{E_{\mathbf{k}}^2 + 16t^2\Lambda^2} + c\Lambda$. At weak coupling, the upper limit turns out to be of order Δ_0 (for \mathbf{k} lying on the non-interacting Fermi surface). Thus, the energy range of the incoherent excitation background remains very small with respect to the dispersion of the Bogoliubov QP energy $E_{\mathbf{k}}$, which is of order t when $\Delta_0 \ll t$. At strong coupling, the incoherent excitation background above $E_{\mathbf{k}} \sim U/2$ extends over a range of order J . This energy range is of the same order of magnitude as the dispersion of the Bogoliubov QP energy, which is also of order J when $U \gg 4t$ [as can be seen from the expansion $E_{\mathbf{k}} \simeq U/2 + J(\cos k_x + \cos k_y)^2$].

In Figs. 6-7 we compare the zero-temperature DOS $\rho(\omega)$ and the non-interacting DOS $\rho_0(\omega)$. At weak coupling ($U = t$), $\rho(\omega)$ is similar to the HF result, with no visible effect of the incoherent excitation background. $\rho(\omega)$ differs from $\rho_0(\omega)$ mainly at low energy, due to the (small) AF gap $2\Delta_0$. At strong coupling ($U = 12t$), $\rho(\omega)$ differs strongly from $\rho_0(\omega)$, due to an AF gap $2\Delta_0 \sim U$ exceeding the non-interacting bandwidth. There is also a significant difference between $\rho(\omega)$ and $\rho_{\text{HF}}(\omega)$, which results from the incoherent excitation background.

The spectral function $\mathcal{A}(\mathbf{k}, \omega)$ and the DOS $\rho(\omega)$ are typical of a Slater antiferromagnet at weak coupling and of a Mott-Heisenberg antiferromagnet at strong coupling. As shown in the next section, Slater and Mott-Heisenberg antiferromagnets behave very differently at finite temperature.

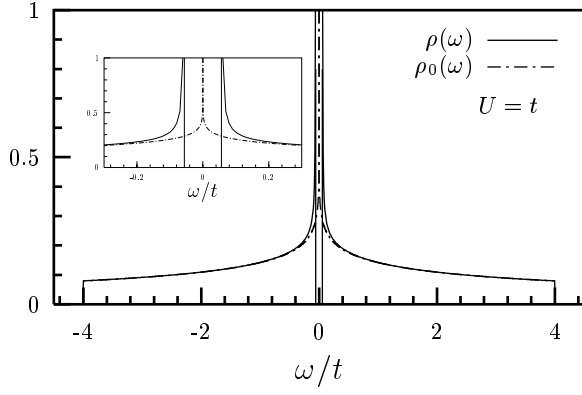


FIG. 6: Zero-temperature DOS $\rho(\omega)$ at weak coupling: $U = t$ (Slater antiferromagnet). $\rho(\omega)$ differs from the free-fermion DOS $\rho_0(\omega)$ only at low energy due to the opening of the AF gap $2\Delta_0$ (see inset). Since the incoherent excitation background carries a negligible fraction of the total spectral weight, there is no noticeable difference between $\rho(\omega)$ and the HF DOS $\rho_{\text{HF}}(\omega)$ (not shown in the figure).

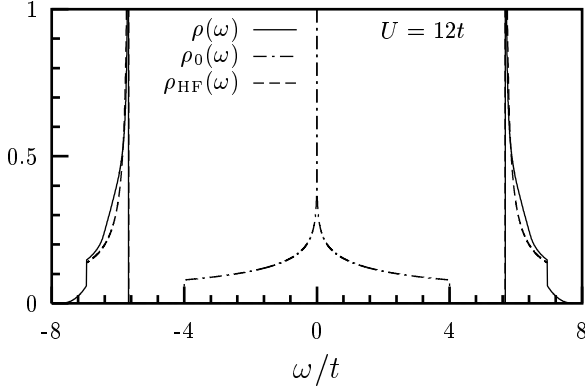


FIG. 7: Same as Fig. 6, but at strong coupling: $U = 12t$ (Mott-Heisenberg antiferromagnet). $\rho(\omega)$ differs strongly from the non-interacting DOS $\rho_0(\omega)$, as the AF gap exceeds the non-interacting bandwidth. It also differs from the HF DOS $\rho_{\text{HF}}(\omega)$ due to the incoherent excitation background carrying a significant fraction of the total spectral weight.

B. $T > 0$: pseudogap vs Mott-Hubbard gap

At finite temperature, n_0 vanishes and $\mathcal{A} = \mathcal{A}_{\text{inc}}$. The result of the numerical calculation for $U = t$ and $U = 12t$ for $\mathbf{k} = (\pi/2, \pi/2)$ is shown in Figs. 4 and 5. $\mathcal{A}(\mathbf{k}, \omega)$ exhibits broadened peaks of width T at the HF QP energy $\pm E_{\mathbf{k}}$. These peaks are incoherent precursors of the zero-temperature Bogoliubov QP peaks. The zero-temperature AF gap is partially filled at strong coupling and transforms into a pseudogap in the weak-coupling regime. At higher energy ($|\omega| \gtrsim E_{\mathbf{k}}$), a roughly featureless incoherent excitation background is observed.

1. Precursors of Bogoliubov QP's

At finite temperature, the coherent part of the spectral function disappears. However, sharp peaks are still observed at the HF energy $\pm E_{\mathbf{k}}$. To study the peak at $E_{\mathbf{k}}$, let us perform a few approximations on the finite-temperature spectral function (61). First, at positive energies, almost all the spectral weight comes from the terms proportional to $u_{\mathbf{k}-\mathbf{q}}^2$ in (61) (except at energies close to zero), whose sum will be denoted by $\mathcal{A}^>$. Second, we replace the Fermi occupation number by the step function, given that the temperature is small compared to $E_{\mathbf{k}}$. Regrouping terms containing the Bose occupation numbers we obtain

$$\mathcal{A}^>(\mathbf{k}, \omega) = \mathcal{A}_{\text{bg}}^>(\mathbf{k}, \omega) + \mathcal{A}_{\text{peak}}^>(\mathbf{k}, \omega), \quad (71)$$

$$\mathcal{A}_{\text{peak}}^>(\mathbf{k}, \omega) = \int_{\mathbf{q}} \frac{gc}{2\omega_{\mathbf{q}}} n_B(\omega_{\mathbf{q}}) u_{\mathbf{k}-\mathbf{q}}^2 [\delta(\omega - \omega_{\mathbf{q}} - E_{\mathbf{k}-\mathbf{q}}) + \delta(\omega + \omega_{\mathbf{q}} - E_{\mathbf{k}-\mathbf{q}})]. \quad (72)$$

$\mathcal{A}_{\text{bg}}^>$ has the same expression as the incoherent excitation background term (69) at zero temperature. It thus describes a temperature-independent incoherent excitation background at energies above $E_{\mathbf{k}}$. $\mathcal{A}_{\text{peak}}^>$ gives rise to the peak at the HF energy $E_{\mathbf{k}}$. To see this, let us put it into a more explicit form. Because of the bosonic occupation numbers, the sum over \mathbf{q} in (72) is dominated by wave-vectors satisfying $\omega_{\mathbf{q}} \lesssim T$ or, equivalently, $|\mathbf{q}| \lesssim T/c$. For $T \ll T_X$, $T/c \ll 1$ and we can neglect the \mathbf{q} dependence of $E_{\mathbf{k}-\mathbf{q}}$ and $u_{\mathbf{k}-\mathbf{q}}^2$. The integrand then becomes isotropic, and one can use $\int_{\mathbf{q}} \frac{c^2}{\omega_{\mathbf{q}}} = \int_m^{c\Lambda} \frac{d\omega_{\mathbf{q}}}{2\pi}$. The result is

$$\mathcal{A}_{\text{peak}}^>(\mathbf{k}, \omega) = u_{\mathbf{k}}^2 \frac{g}{4\pi c} n_B(|\omega - E_{\mathbf{k}}|) \quad (73)$$

for $|\omega - E_{\mathbf{k}}| > m$, and vanishes for $|\omega - E_{\mathbf{k}}| < m$. For $m < |\omega - E_{\mathbf{k}}| \ll T$, $\mathcal{A}_{\text{peak}}^>(\mathbf{k}, \omega)$ behaves like $T/|\omega - E_{\mathbf{k}}|$. At energies further away from the peak center, it decreases like $e^{-|\omega - E_{\mathbf{k}}|/T}$. Thus the width of the peak is of the order of the temperature and therefore corresponds to incoherent excitations. The vanishing of $\mathcal{A}(\mathbf{k}, \omega)$ for $|\omega - E_{\mathbf{k}}| < m$ is clearly unphysical (note that it cannot be seen in the figures, since m is exponentially small). It would be suppressed by any finite life time in the bosonic propagator \mathcal{D} . The finite-temperature DOS suffers from the same artifact (i.e. $\rho(\omega) = 0$ for $|\omega - \Delta_0| < m$).

The spectral weight of the peak at $E_{\mathbf{k}}$ is

$$\begin{aligned} \int d\omega \mathcal{A}_{\text{peak}}^>(\mathbf{k}, \omega) &= u_{\mathbf{k}}^2 \frac{g}{2\pi c} T \ln \left(\frac{T}{m} \right) \\ &= u_{\mathbf{k}}^2 \left(1 - \frac{g}{g_c} \right). \end{aligned} \quad (74)$$

where the last result is obtained using Eq. (51). The spectral weight of the peak turns out to be temperature independent and equal to $u_{\mathbf{k}}^2 n_0$ ($n_0 = 1 - g/g_c$), which is nothing else but the Bogoliubov QP weight in

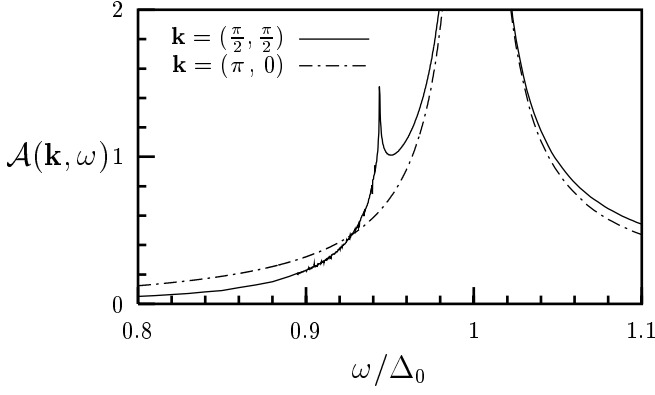


FIG. 8: Finite-temperature spectral function at weak coupling for two different points of the non-interacting Fermi surface. For \mathbf{k} close to $(\pi/2, \pi/2)$ a second peak appears below Δ_0 (see text).

the ground state. We conclude that the peak is an incoherent precursor of the zero-temperature Bogoliubov QP peak. As the temperature decreases, it retains its spectral weight but becomes sharper and sharper, and eventually becomes a Dirac peak at $T = 0$. As expected, the spectral function evolves continuously when $T \rightarrow 0$. As in the zero-temperature case, the dependence of n_0 upon U describes the transfer of spectral weight from the Bogoliubov QP's to the incoherent excitation background when the Coulomb repulsion increases.

The approximation (73) suggests that the peak in $\mathcal{A}(\mathbf{k}, \omega)$ should exhibit the same features, regardless of the location of \mathbf{k} on the non-interacting Fermi surface. Numerical calculations confirm this conclusion, with one exception. For wave-vectors near $(\pi/2, \pi/2)$, a second (smaller) peak appears at low energy (Fig. 8). From a mathematical point of view, it is due to the vanishing of the first-order derivative of the argument of the delta function in Eq. (72), which occurs for $\nabla_{\mathbf{q}}\omega_{\mathbf{q}} = \nabla_{\mathbf{q}}E_{\mathbf{k}-\mathbf{q}}$. The energy at which the integration contour in the \mathbf{q} plane, defined by the delta function, passes through this point can be estimated to be $\Delta_0\sqrt{1 - (c/|\mathbf{v}_{\mathbf{k}}|)^2}$, where $\mathbf{v}_{\mathbf{k}} = \nabla_{\mathbf{k}}\epsilon_{\mathbf{k}}$ is the free-fermion velocity. For wave-vectors verifying $|\mathbf{v}_{\mathbf{k}}| < c$, i.e. sufficiently close to the Van-Hove singularities, the second peak disappears. We believe this second peak to be an artifact of our lowest-order approximation in the pseudo-fermion-boson interaction.

2. Pseudogap vs Mott-Hubbard gap

As shown in Figs. 4-5, the spectral function $\mathcal{A}(\mathbf{k}, \omega)$ extends below the HF energy $E_{\mathbf{k}}$ (and above $-E_{\mathbf{k}}$ for $\omega < 0$) at finite temperature. The corresponding contribution to $\mathcal{A}(\mathbf{k}, \omega)$ is given by [see Eq. (61)]

$$\int_{\mathbf{q}} \frac{gc}{2\omega_{\mathbf{q}}} n_B(\omega_{\mathbf{q}}) \left[u_{\mathbf{k}-\mathbf{q}}^2 \delta(\omega + \omega_{\mathbf{q}} - E_{\mathbf{k}-\mathbf{q}}) \right.$$

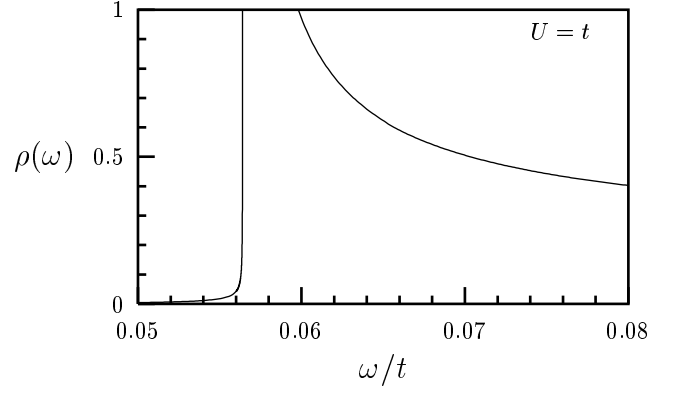


FIG. 9: Finite-temperature DOS $\rho(\omega)$ at weak coupling: $U = t$, $T = \Delta_0/5$ (pseudogap phase). At $\omega = 0$ the DOS is finite but exponentially small [Eq. (76)].

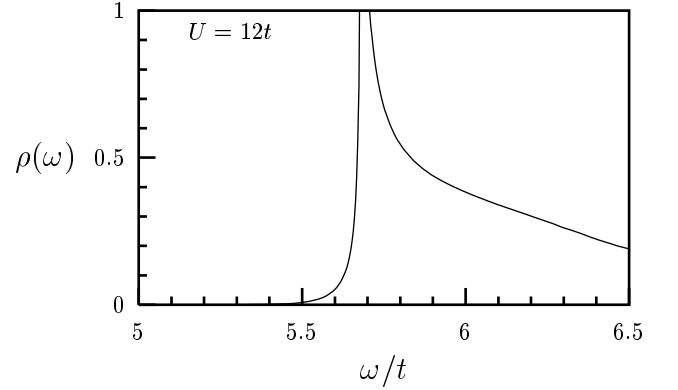


FIG. 10: Finite-temperature DOS $\rho(\omega)$ at strong coupling: $U = 12t$, $T = J/5$ (Mott-Hubbard insulator).

$$+ v_{\mathbf{k}-\mathbf{q}}^2 \delta(\omega - \omega_{\mathbf{q}} + E_{\mathbf{k}-\mathbf{q}}) \Big]. \quad (75)$$

The presence of the Bose occupation number $n_B(\omega_{\mathbf{q}})$ shows that the low-energy fermion states ($|\omega| < E_{\mathbf{k}}$) are due to thermal bosons, i.e. thermally excited spin fluctuations. A fermion added to the system with momentum \mathbf{k} and energy $|\omega| < E_{\mathbf{k}}$ can propagate by absorbing a thermal boson of energy $\omega_{\mathbf{q}}$ and emitting a pseudo-fermion with energy $E_{\mathbf{k}-\mathbf{q}} = \omega + \omega_{\mathbf{q}}$.

The lowest fermion energies are obtained by solving $\omega = E_{\mathbf{k}-\mathbf{q}} - \omega_{\mathbf{q}}$ (or $\omega = -E_{\mathbf{k}+\mathbf{q}} + \omega_{\mathbf{q}}$). In the weak coupling limit, $\max_{\mathbf{q}}(\omega_{\mathbf{q}}) = c\Lambda \sim 2\Delta_0$ and $E_{\mathbf{k}-\mathbf{q}} \sim E_{\mathbf{k}}$. Thus there is spectral weight at zero energy: the spectral function and the density of states exhibit a pseudogap (Figs. 4 and 9). Note that the DOS remains exponentially small at low energy:

$$\rho(\omega) \sim e^{-\frac{\Delta_0}{T}} \cosh\left(\frac{\omega}{T}\right), \quad |\omega| \ll \Delta_0. \quad (76)$$

This result differs from pseudogap theories based on Gaussian spin fluctuations which find a much weaker suppression of the density of states at low energy.⁴⁸ It bears some similarities with the results obtained by Bar-

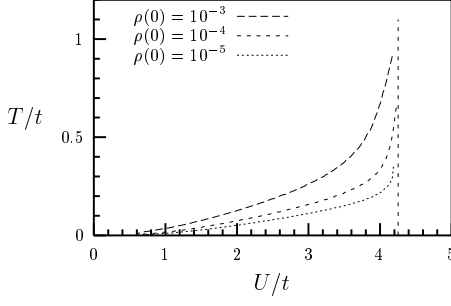


FIG. 11: Lines $\rho(\omega = 0) = \text{const}$ in the (U, T) plane. The vertical line corresponds to $\rho(\omega = 0) = 0$.

tosch and Kopietz for fermions coupled to classical phase fluctuations in incommensurate Peierls chains.⁵¹ In the strong coupling limit, thermally excited spin fluctuations lead to a small reduction of the zero-temperature gap since $c\Lambda \sim J \ll E_{\mathbf{k}} \sim U/2$. The system is a Mott-Hubbard insulator with a gap $2\Delta_0$ of order U (Figs. 5 and 10).

A last comment is in order here. Since the system is in the renormalized classical regime, it is tempting to treat the NL σ M in the classical limit (which amounts to neglecting the quantum (temporal) fluctuations of the Néel field \mathbf{n}). Such an approach is expected to be at least qualitatively correct for the low-energy bosons ($\omega_{\mathbf{q}} \lesssim T$) and should then give a good approximation of $\mathcal{A}(\mathbf{k}, \omega)$ in the vicinity of the peaks around $\omega = \pm E_{\mathbf{k}}$. Retaining only the $\omega_{\nu} = 0$ contribution in Eq. (59), one finds

$$\mathcal{A}_{\text{cl}}(\mathbf{k}, \omega) = T \int_{\mathbf{q}} \frac{gc}{\omega_{\mathbf{q}}^2} \left[u_{\mathbf{k}-\mathbf{q}}^2 \delta(\omega - E_{\mathbf{k}-\mathbf{q}}) + v_{\mathbf{k}-\mathbf{q}}^2 \delta(\omega + E_{\mathbf{k}-\mathbf{q}}) \right]. \quad (77)$$

Eq. (77) can also be obtained from Eq. (61) by using $n_B(\omega_{\mathbf{q}}) + 1 \sim n_B(\omega_{\mathbf{q}}) \sim T/\omega_{\mathbf{q}} \gg 1$ and neglecting the term $\pm\omega_{\mathbf{q}}$ in the argument of the delta functions. It is readily seen that the classical calculation does not reproduce the pseudogap, since $\mathcal{A}_{\text{cl}}(\mathbf{k}, \omega)$ vanishes for $|\omega| < E_{\mathbf{k}}$. Although the pseudogap originates from thermally excited spin fluctuations in the renormalized classical regime, a fully quantum-mechanical calculation of $\mathcal{A}(\mathbf{k}, \omega)$ turns out to be necessary to account for the presence of low-energy fermion excitations.

C. Finite-temperature metal-insulator transition

We conclude from the results of Sec. IV B that our approach predicts a finite-temperature metal-insulator transition between a pseudogap phase and a Mott-Hubbard insulator as the strength of the Coulomb interaction increases: at a critical value U_c , the density of states at zero energy $\rho(\omega = 0)$ vanishes and the pseudogap becomes a Mott-Hubbard gap (Fig. 3). U_c is obtained by equating the minimum energy Δ_0 of a HF

fermion to the maximum energy of a Schwinger boson $\sqrt{m^2 + c^2\Lambda^2}$. For $T \rightarrow 0$ the result is $U_c \simeq 4.25t$. It should be noted that the NL σ M, which is a low-energy theory, does not allow us to describe accurately the high-energy Schwinger bosons (with $|\mathbf{q}| \sim \Lambda$) and in turn the low-energy fermion excitations. In particular, the critical value of U calculated above depends on the cut-off procedure used in the NL σ M. Note also that we do not know at which temperature and how the metal-insulator transition ends.

Fig. 11 shows the lines $\rho(\omega = 0) = \text{const}$ in the (U, T) plane. Our results are in (semi-quantitative) agreement with the numerical calculation of Moukouri *et al.*⁶⁴ Using the criterion $\rho(\omega = 0) < 10^{-2}/(2t)$ to identify the Mott-insulating phase, these authors concluded that the system is always insulating at low (but finite) temperature even in the weak-coupling limit, which seems to invalidate the Slater scenario as the mechanism for the metal-insulator transition (which requires $T_{\text{MIT}} = T_{\text{N}} = 0$). Our approach shows that the results of Ref. 64 are not in contradiction with a Slater scenario at weak coupling, but merely reflect the exponential suppression of the density of states due to the presence of a pseudogap. A similar conclusion was reached in Ref. 65.

V. ATTRACTIVE HUBBARD MODEL

In this section, we show that the results obtained in the previous sections translate directly to the attractive Hubbard model. The latter is defined by the Hamiltonian

$$H = - \sum_{\mathbf{r}, \sigma} c_{\mathbf{r}\sigma}^\dagger (\hat{t} + \mu) c_{\mathbf{r}\sigma} - U \sum_{\mathbf{r}} c_{\mathbf{r}\uparrow}^\dagger c_{\mathbf{r}\uparrow} c_{\mathbf{r}\downarrow}^\dagger c_{\mathbf{r}\downarrow}, \quad (78)$$

where $-U$ ($U \geq 0$) is the on-site attraction. $\mu = -U/2$ at half-filling.

Under the particle-hole transformation⁶⁷

$$c_{\mathbf{r}\downarrow} \rightarrow (-1)^{\mathbf{r}} c_{\mathbf{r}\downarrow}^\dagger, \quad c_{\mathbf{r}\uparrow}^\dagger \rightarrow (-1)^{\mathbf{r}} c_{\mathbf{r}\uparrow}, \quad (79)$$

the Hamiltonian becomes (up to a constant term)

$$H = - \sum_{\mathbf{r}, \sigma} c_{\mathbf{r}\sigma}^\dagger (\hat{t} + U/2) c_{\mathbf{r}\sigma} + U \sum_{\mathbf{r}} c_{\mathbf{r}\uparrow}^\dagger c_{\mathbf{r}\uparrow} c_{\mathbf{r}\downarrow}^\dagger c_{\mathbf{r}\downarrow} - (\mu + U/2) \sum_{\mathbf{r}} (c_{\mathbf{r}\uparrow}^\dagger c_{\mathbf{r}\uparrow} - c_{\mathbf{r}\downarrow}^\dagger c_{\mathbf{r}\downarrow}), \quad (80)$$

and the charge-density and pairing operators transform as

$$\rho_{\mathbf{r}} = \sum_{\sigma} c_{\mathbf{r}\sigma}^\dagger c_{\mathbf{r}\sigma} \rightarrow 2S_{\mathbf{r}}^z + 1, \quad (81)$$

$$\Delta_{\mathbf{r}} = c_{\mathbf{r}\downarrow} c_{\mathbf{r}\uparrow} \rightarrow (-1)^{\mathbf{r}} S_{\mathbf{r}}^-, \quad (82)$$

$$\Delta_{\mathbf{r}}^\dagger = c_{\mathbf{r}\uparrow}^\dagger c_{\mathbf{r}\downarrow}^\dagger \rightarrow (-1)^{\mathbf{r}} S_{\mathbf{r}}^+, \quad (83)$$

where $\mathbf{S}_{\mathbf{r}} = c_{\mathbf{r}}^\dagger \boldsymbol{\sigma} c_{\mathbf{r}}/2$ and $S_{\mathbf{r}}^\pm = S_{\mathbf{r}}^x \pm iS_{\mathbf{r}}^y$. The transformed Hamiltonian (80) corresponds to the repulsive

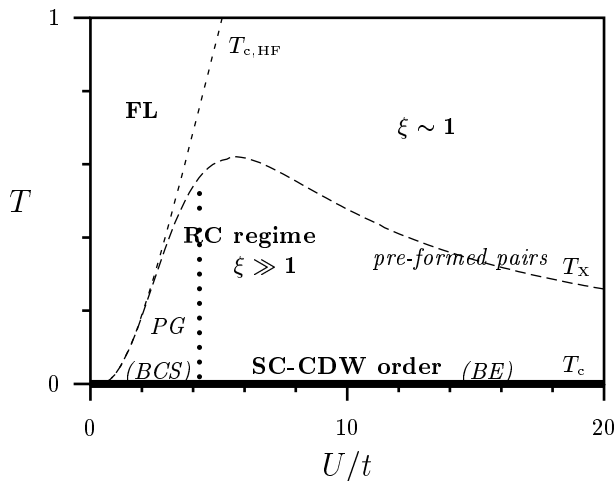


FIG. 12: Phase diagram of the 2D half-filled Hubbard model with an attractive interaction $-U$ ($U \geq 0$). $T \gtrsim T_c^{\text{HF}}$: Fermi liquid (FL) phase; $T_X \lesssim T \lesssim T_c^{\text{HF}}$: preformed pairs with no superfluid or charge-density-wave order ($\xi \sim 1$); $T \lesssim T_X$: renormalized classical (RC) regime ($\xi \gg 1$); $T = 0$: superconducting (SC) and charge-density-wave (CDW) long-range orders ($U \ll 4t$: BCS limit, $U \gg 4t$: Bose-Einstein (BE) limit). The dotted line is obtained from the vanishing of the tunneling DOS $\rho(\omega = 0)$ at zero energy. All lines, except $T_c = 0$ (thick solid line), are crossover lines.

half-filled Hubbard model with a uniform magnetic field $\mu + U/2$ along the z axis coupled to the fermion spins. At half-filling ($\mu = -U/2$), the latter vanishes and the Hamiltonian (80) reduces to the one studied in the previous sections. Thus, in the attractive model, $\mathbf{q} = \boldsymbol{\pi}$ charge and $\mathbf{q} = 0$ pairing fluctuations combine to form an order parameter with $\text{SO}(3)$ symmetry. Away from half-filling, the degeneracy between charge and pairing fluctuations is lifted (by the uniform magnetic field $\mu + U/2$ in the repulsive model), and the (superconducting) order parameter exhibits $\text{SO}(2)$ symmetry at low temperature. As a result, there is a Berezinskii-Kosterlitz-Thouless phase transition to a superconducting state at a finite temperature T_{BKT} .^{75,76,77}

In the following, we consider only the half-filled case where the attractive model maps onto the repulsive model studied in the present work. Since the Green's function and the spectral function are invariant under the particle-hole transformation (79), we can directly apply the results obtained in the previous sections. The phase diagram is shown in Fig. 12. The crossover lines are the same as in Fig. 3, but their physical meaning is different. Below the HF transition temperature T_c^{HF} , the $\text{SO}(3)$ order parameter ($\rho_{\mathbf{q}=\boldsymbol{\pi}}, \Delta_{\mathbf{q}=0}$) acquires a finite amplitude Δ_0 . This corresponds to the appearance of bound particle-hole and particle-particle pairs with a size $\xi_0 \sim t/\Delta_0$. Below T_X , directional correlations of the order parameter ($\rho_{\mathbf{q}=\boldsymbol{\pi}}, \Delta_{\mathbf{q}=0}$) start to grow exponentially (renormalized classical regime) and eventually long-range order sets in at the $T_c = 0$ phase transition. Be-

cause of the $\text{SO}(3)$ symmetry, the ground state can have any combination of superconducting and charge-density-wave long-range orders. As U increases, the ground state smoothly evolve from the BCS to the Bose-Einstein limits. In the weak-coupling limit ($U \ll 4t$), there is a pseudogap regime at finite temperature due to the directional fluctuations of the $\text{SO}(3)$ order parameter. In the strong-coupling limit ($U \gg 4t$), between T_c^{HF} and T_X , there is a regime of preformed (local) particle-particle pairs with no superfluid or charge-density-wave short-range order ($\xi \sim 1$). Only below T_X do these bosonic pairs begin to develop short-range order. At $T = 0$, the particle-particle pairs Bose condense and/or localize, thus giving rise to superfluid and/or charge-density-wave long-range orders. The dotted line in Fig. 12 is obtained from the vanishing of the tunneling DOS $\rho(\omega = 0)$ at zero energy.

VI. SUMMARY AND CONCLUSION

We have presented an approach to the 2D half-filled Hubbard model which describes both collective spin fluctuations and single-particle properties for any value of the Coulomb repulsion U . It is valid below a crossover temperature T_X where amplitude fluctuations of the AF order parameter are frozen out and AF short-range order starts to grow exponentially (renormalized classical regime).

The magnetic phase diagram is obtained from a $\text{NL}\sigma\text{M}$ that is derived from the Hubbard model. The parameters of the $\text{NL}\sigma\text{M}$, the bare spin stiffness ρ_s^0 and the spin-wave velocity c , are expressed in terms of the mean-value of the kinetic energy and current-current correlation functions in the HF state. The model is solved by a saddle-point approximation within the CP^1 representation where the Néel field is represented by two Schwinger bosons. Bose-Einstein condensation of the Schwinger bosons at zero temperature signals the appearance of AF long-range order. At finite temperature (below T_X), the system is in a renormalized classical regime where the AF correlation length ξ is exponentially large. The single-particle properties are obtained by writing the fermion field in terms of a Schwinger boson and a pseudo-fermion whose spin is quantized along the (fluctuating) Néel field. This decomposition allows us to approximate the fermion Green's function by the product (in real space) of the Schwinger boson propagator (which is obtained from the $\text{NL}\sigma\text{M}$) and the HF fermionic propagator.

Our results are summarized in Fig. 3, which shows the phase diagram of the 2D half-filled Hubbard model, and Figs. 4-10. At weak coupling and zero temperature, our theory clearly describes a Slater antiferromagnet with an exponentially small AF gap, well-defined Bogoliubov QP's carrying most of the spectral weight, and an incoherent excitation background at higher energy. As U increases, the Slater antiferromagnet progressively evolves into a Mott-Heisenberg antiferromagnet with an AF gap of order U and a significant fraction of spectral weight

transferred from the Bogoliubov QP's to the incoherent excitation background. At finite temperature, the Bogoliubov QP's disappear and only incoherent excitations survive. Nevertheless, precursors of the zero-temperature Bogoliubov QP's show up as sharp peaks in the fermion spectral function, with a width of order T . The presence of thermal spin fluctuations gives rise to fermionic states below the zero-temperature AF gap. At weak coupling, the latter is completely filled and replaced by a pseudogap. The DOS $\rho(\omega)$ remains however exponentially small at low energy. At strong coupling and finite temperature ($0 < T \lesssim T_X \sim J$), the system is a paramagnetic Mott-Hubbard insulator in a renormalized classical regime of spin fluctuations. At higher temperature, $T_X \sim J \lesssim T \lesssim T_N^{\text{HF}}$, the system is characterized by the presence of preformed local moments without AF short-range order. Thus our theory predicts a metal-insulator transition at finite temperature between a pseudogap phase at weak coupling and a Mott-Hubbard insulator at strong coupling. For the 3D Hubbard model, we expect a similar phase diagram, but with T_X replaced by a true transition line T_c between a paramagnetic phase and an AF phase. The weak coupling pseudogap phase therefore appears as a consequence of the low dimensionality of the system and the high symmetry (i.e. SO(3)) of the AF order parameter.

At half-filling the attractive and repulsive Hubbard models can be mapped onto one another by a canonical transformation so that our results also apply to the attractive case. AF fluctuations in the repulsive model correspond to $\mathbf{q} = \pi$ charge and $\mathbf{q} = 0$ pairing fluctuations in the attractive model. The corresponding phase diagram is discussed in Sec. V (see Fig. 12).

Besides its validity both at weak and strong coupling, our approach differs from previous weak-coupling theories^{33,34,35,36,37,38,39,40,41,42,43,44,45,46,47} of the pseudogap phase in two respects. First, it takes spin fluctuations into account within a highly non-Gaussian theory (the NL σ M) and is valid at low temperature ($0 \leq T \ll T_X$). On the contrary, most of the other approaches assume Gaussian spin fluctuations so that their range of validity is restricted to $T \sim T_X$. Second, our NL σ M approach is an expansion about the AF ordered state which is a valid starting point in presence of AF short-range order. When calculating fermion propagators, we have to consider HF pseudo-fermions interacting with Schwinger bosons whose dynamics is determined by the NL σ M. Since the HF pseudo-fermions are gapped, we expect a perturbative expansion in the pseudo-fermion-boson interaction to be well-behaved. Our results were obtained to lowest order where the fermion Green's function is given by the product (in real space) of the HF fermionic propagator and the Schwinger boson propagator (which is obtained from the NL σ M). This should be contrasted with perturbative treatments applied to free fermions interacting with soft collective fluctuations where no small expansion parameter is available.

Our NL σ M approach is reminiscent of slave-fermion

theories^{60,61,62} where the fermion is written as the product of a spinless pseudo-fermion and a Schwinger boson carrying the spin degrees of freedom. Slave-fermion theories apply to the t - J model where the Hilbert space is truncated by forbidding double occupancy of the lattice sites. In our work, the pseudo-fermion also carries a spin, which is a necessary condition to describe both the weak and strong coupling regimes.

Our approach bears also some analogies with the work of Gusynin *et al.*^{52,78,79} on 2D fermion systems with an attractive interaction. These authors use a “modulus-phase” representation for the SO(2) superconducting order parameter which is analog to our “amplitude-direction” representation of the SO(3) AF order parameter. At low temperature, the phase of the superconducting order parameter is governed by a SO(2) sigma model. The fermion Green's function is calculated both above and below the Berezinskii-Kosterlitz-Thouless phase transition T_{BKT} by writing the fermion field as the product of a pseudo-fermion and a bosonic field which is related to the phase of the order parameter. As in our work, a simple decoupling procedure between pseudo-fermions and bosons is used. A pseudogap phase is found both above and below T_{BKT} . Gusynin *et al.* also point out the necessity to perform a fully quantum-mechanical calculation to describe the pseudogap phase.⁷⁹ The main difference with our work comes from the SO(2) symmetry of the order parameter which leads to a finite-temperature Berezinskii-Kosterlitz-Thouless phase transition.

Let us now mention some limitations of our approach. (i) The feedback of spin fluctuations on (pseudo)-fermions is not fully taken into account. As a result, we miss important effects, like the renormalization of the zero-temperature HF gap Δ_0 by quantum spin fluctuations. (ii) The crossover temperature T_X , which is identified to the HF transition temperature T_N^{HF} at weak coupling, is overestimated. Due to Kanamori screening effects, T_X should be smaller than T_N^{HF} .^{13,65} (iii) The NL σ M approach is restricted to low temperature ($T \ll T_X$). In particular, it does not give access to the crossover regime between the Fermi liquid and the pseudogap phase at weak coupling. This regime is characterized, as the temperature decreases, by the suppression of Landau's QP's. (iv) At finite temperature, we predict a metal-insulator transition between a pseudogap phase and a Mott-Hubbard insulator. However, being a low-energy theory, the NL σ M does not allow to study the finite-temperature metal-insulator transition in detail (see Sec. IV).

But the main shortcoming of our approach is that it does not distinguish between Bogoliubov and Mott-Hubbard bands. We find a single energy scale (Δ_0) in the density of states $\rho(\omega)$ and the spectral function $\mathcal{A}(\mathbf{k}, \omega)$. On physical grounds, we expect instead two energy scales, namely Δ_0 and $U/2$, corresponding to Bogoliubov bands (or precursors thereof at finite temperature) and Mott-Hubbard bands, respectively.¹³ In

the weak coupling limit, Δ_0 depends crucially on the nesting properties of the Fermi surface (Slater antiferromagnetism). On the other hand, the energy scale $U/2$ has a purely local origin, which is independent of the Fermi surface geometry, and is associated with the Mott-Hubbard localization. A proper description of the Mott-Hubbard localization would require to treat the charge fluctuations beyond the HF approximation for the Δ_c field (Sec. II). In the strong-coupling limit, charge fluctuations are frozen out. This is the reason why the HF saddle point for the amplitude fields Δ_c and Δ_s provides an accurate description of the local moments (whose direction is given by the $\mathbf{\Omega}_r$ field) which form in the strong coupling limit.⁸⁰ Note that for $U \gg 4t$, $\Delta_0 \rightarrow U/2$ so that the system is characterized by a single energy scale. At intermediate coupling ($U \sim 8t$), a four-peak structure corresponding to the simultaneous presence of Bogoliubov and Mott-Hubbard bands has been observed in numerical simulations^{81,82} and analytical studies^{13,83} of the Hubbard model. Although it misses some aspects of the Mott-Hubbard localization, in particular at intermediate coupling, we believe that our theory captures the main features of the physics of the 2D half-filled Hubbard model.

There are several directions in which this work could be further developed. The most obvious one is to consider situations where antiferromagnetism is frustrated due to either a non-bipartite lattice or a finite next-neighbor hopping amplitude. Doping would also induce magnetic frustration. This opens up the possibility to stabilize more exotic magnetic orders (e.g. a non-collinear order), and/or to reach the quantum disordered and quantum critical regimes of the NLM (Fig. 2) and study the cor-

responding fermion spectral functions.

Acknowledgments

We would like to thank A.M.-S. Tremblay for numerous discussions and for pointing out Ref. 52.

APPENDIX A: HF CURRENT-CURRENT CORRELATION FUNCTION

In this appendix we calculate the static uniform current-current correlation function

$$\Pi_{\mu\mu'}^{\nu\nu'} = \left\langle j_\mu^\nu(\mathbf{0}, 0) j_{\mu'}^{\nu'}(\mathbf{0}, 0) \right\rangle_{\text{HF}}. \quad (\text{A1})$$

From the definition of the current j_μ^ν [Eqs. (25-26)], we see that its zero-frequency zero-momentum Fourier transform involved in Eq. (A1) is given by

$$j_\mu^\nu(\mathbf{0}, 0) = \frac{1}{\sqrt{\beta\mathcal{N}}} \sum_{\mathbf{k}, \omega} v_\mu(\mathbf{k}) \Phi_{\mathbf{k}\omega}^\dagger \sigma_\nu \Phi_{\mathbf{k}\omega}, \quad (\text{A2})$$

where

$$v_0(\mathbf{k}) = 1, \quad (\text{A3})$$

$$v_\mu(\mathbf{k}) = 2t \sin(k_\mu), \quad \mu = x, y. \quad (\text{A4})$$

Using the Wick's theorem to evaluate HF averages of Φ fields, we can express $\Pi_{\mu\mu'}^{\nu\nu'}$ as

$$\Pi_{\mu\mu'}^{\nu\nu'} = -\frac{1}{\beta\mathcal{N}} \sum_{\substack{\mathbf{k}, \omega \\ \mathbf{k}', \omega'}} v_\mu(\mathbf{k}) v_{\mu'}(\mathbf{k}') \text{Tr} \left[\sigma_\nu \left\langle \Phi_{\mathbf{k}\omega} \Phi_{\mathbf{k}'\omega'}^\dagger \right\rangle \sigma_{\nu'} \left\langle \Phi_{\mathbf{k}'\omega'} \Phi_{\mathbf{k}\omega}^\dagger \right\rangle \right], \quad (\text{A5})$$

where Tr denotes the trace with respect to the spin indices. Writing the HF propagator [Eq. (11)] as

$$-\left\langle \Phi_{\mathbf{k}\omega} \Phi_{\mathbf{k}'\omega'}^\dagger \right\rangle = \delta_{\omega, \omega'} [\delta_{\mathbf{k}, \mathbf{k}'} G(\mathbf{k}, \omega) + \delta_{\mathbf{k}, \mathbf{k}'+\boldsymbol{\pi}} \sigma_3 F(\mathbf{k}, \omega)], \quad (\text{A6})$$

$$G(\mathbf{k}, \omega) = \frac{-i\omega - \epsilon_{\mathbf{k}}}{\omega^2 + E_{\mathbf{k}}^2}, \quad F(\mathbf{k}, \omega) = \frac{\Delta_0}{\omega^2 + E_{\mathbf{k}}^2}, \quad (\text{A7})$$

and using $\text{Tr}(\sigma_\nu \sigma_{\nu'}) = 2\delta_{\nu, \nu'}$, $\text{Tr}(\sigma_3 \sigma_\nu \sigma_3 \sigma_{\nu'}) = 2\delta_{\nu, \nu'}(2\delta_{\nu, 3} - 1)$ and $F(\mathbf{k} + \boldsymbol{\pi}, \omega) = F(\mathbf{k}, \omega)$, we obtain

$$\Pi_{\mu\mu'}^{\nu\nu'} = -\frac{2\delta_{\nu, \nu'}}{\beta\mathcal{N}} \sum_{\mathbf{k}, \mathbf{k}', \omega} v_\mu(\mathbf{k}) v_{\mu'}(\mathbf{k}') [\delta_{\mathbf{k}, \mathbf{k}'} G(\mathbf{k}, \omega)^2 + \delta_{\mathbf{k}, \mathbf{k}'+\boldsymbol{\pi}} (2\delta_{\nu, 3} - 1) F(\mathbf{k}, \omega)^2]. \quad (\text{A8})$$

$\Pi_{\mu\mu'}^{\nu\nu'}$ is thus diagonal in ν and ν' . One can show that it is also diagonal in μ and μ' . Indeed, whenever these two indices are different, the rhs of (A8) is odd in k_x or k_y and vanishes after wave-vector summation. Furthermore, $v_0(\mathbf{k} + \boldsymbol{\pi}) = v_0(\mathbf{k})$ and $v_\mu(\mathbf{k} + \boldsymbol{\pi}) = -v_\mu(\mathbf{k})$ for $\mu = x, y$, so that

$$\Pi_{\mu\mu'}^{\nu\nu'} = -\frac{2\delta_{\nu, \nu'} \delta_{\mu, \mu'}}{\beta\mathcal{N}} \sum_{\mathbf{k}, \omega} v_\mu(\mathbf{k})^2 [G(\mathbf{k}, \omega)^2 + (2\delta_{\mu, 0} - 1)(2\delta_{\nu, 3} - 1) F(\mathbf{k}, \omega)^2]. \quad (\text{A9})$$

For $T \ll T_N^{\text{HF}}$, one can perform the Matsubara frequency summation in the zero-temperature limit. This gives

$$-\frac{1}{\beta} \sum_{\omega} G(\mathbf{k}, \omega)^2 = \frac{1}{\beta} \sum_{\omega} F(\mathbf{k}, \omega)^2 = \frac{\Delta_0^2}{4E_{\mathbf{k}}^3}. \quad (\text{A10})$$

The only non-vanishing correlator functions are therefore

$$\begin{aligned}\Pi_{00}^{11} &= \Pi_{00}^{22} \\ &= \int_{\mathbf{k}} \frac{\Delta_0^2}{E_{\mathbf{k}}^3},\end{aligned}\quad (\text{A11})$$

$$\begin{aligned}\Pi_{xx}^{33} &= \Pi_{yy}^{33} \\ &= 4\Delta_0^2 t^2 \int_{\mathbf{k}} \frac{\sin^2 k_x}{E_{\mathbf{k}}^3}.\end{aligned}\quad (\text{A12})$$

APPENDIX B: SU(2) GAUGE FIELD

In this appendix we give a proof of Eqs. (35-36), relating the Néel and canting fields $\mathbf{n}_{\mathbf{r}}$ and $\mathbf{L}_{\mathbf{r}}$ to the gauge field $A_{\mu\mathbf{r}}^\nu$ and the rotated canting field $\mathbf{l}_{\mathbf{r}}$. Let us recall the definition of the gauge field:

$$A_{\mu\mathbf{r}} = iR_{\mathbf{r}}^\dagger \partial_\mu R_{\mathbf{r}}, \quad \mu = t, x, y. \quad (\text{B1})$$

The index t stands for real-time derivation. Imaginary-time results are obtained using $\tau = it$. The SU(2)/U(1) rotation matrix $R_{\mathbf{r}}$ is defined, up to a U(1) gauge transformation $R_{\mathbf{r}} \rightarrow R_{\mathbf{r}} e^{i\alpha_{\mathbf{r}}\sigma_3}$, by

$$\boldsymbol{\sigma} \cdot \mathbf{n}_{\mathbf{r}} = R_{\mathbf{r}} \sigma_3 R_{\mathbf{r}}^\dagger, \quad (\text{B2})$$

which means that the SO(3) element $\mathcal{R}_{\mathbf{r}}$ associated to $R_{\mathbf{r}}$ maps \mathbf{u}_z onto $\mathbf{n}_{\mathbf{r}}$. The gauge field $A_{\mu\mathbf{r}}^\nu$ is a zero-trace Hermitian matrix which can be decomposed on Pauli matrices σ_ν :

$$\begin{aligned}A_{\mu\mathbf{r}} &= \sum_{\nu=1,2,3} A_{\mu\mathbf{r}}^\nu \sigma_\nu \\ &= \mathbf{A}_{\mu\mathbf{r}} \cdot \boldsymbol{\sigma}\end{aligned}\quad (\text{B3})$$

where the bold notation denotes the three-component vector $(A_{\mu}^1, A_{\mu}^2, A_{\mu}^3)$.

The main result of this appendix is the following general form for the $\mathbf{A}_{\mu\mathbf{r}}$ field:

$$\mathbf{A}_{\mu\mathbf{r}} = \mathcal{R}_{\mathbf{r}}^{-1} \left(\frac{1}{2} \mathbf{n}_{\mathbf{r}} \wedge \partial_\mu \mathbf{n}_{\mathbf{r}} + \kappa_{\mu\mathbf{r}} \mathbf{n}_{\mathbf{r}} \right) \quad (\text{B4})$$

$$= \frac{1}{2} \mathbf{u}_z \wedge \mathcal{R}_{\mathbf{r}}^{-1} (\partial_\mu \mathbf{n}_{\mathbf{r}}) + \kappa_{\mu\mathbf{r}} \mathbf{u}_z. \quad (\text{B5})$$

$\kappa_{\mu\mathbf{r}}$ is some function of position and time, fixed by the choice of a gauge. Notice however, that it cannot be any function, since it appears in the expression of the gauge-field density tensor, which must be zero.

Eqs. (35-36) follow quite easily. First, we have

$$\sum_{\nu=1,2} A_{\mu\mathbf{r}}^\nu{}^2 = \frac{1}{4} [\mathcal{R}_{\mathbf{r}}^{-1} (\mathbf{n}_{\mathbf{r}} \wedge \partial_\mu \mathbf{n}_{\mathbf{r}})]^2$$

$$\begin{aligned}&= \frac{1}{4} (\mathbf{n}_{\mathbf{r}} \wedge \partial_\mu \mathbf{n}_{\mathbf{r}})^2 \\ &= \frac{1}{4} (\partial_\mu \mathbf{n}_{\mathbf{r}})^2.\end{aligned}\quad (\text{B6})$$

Using $\partial_t = i\partial_\tau$ we obtain Eq. (35). Second, recalling that the rotated canting vector $\mathbf{l}_{\mathbf{r}} = \mathcal{R}_{\mathbf{r}}^{-1} \mathbf{L}_{\mathbf{r}}$ has no component along \mathbf{u}_z , we can write

$$\begin{aligned}\sum_{\nu=1,2} A_{\mu\mathbf{r}}^\nu l_{\mathbf{r}}^\nu &= \mathbf{A}_{\mu\mathbf{r}} \cdot \mathbf{l}_{\mathbf{r}} \\ &= \frac{1}{2} \mathcal{R}_{\mathbf{r}}^{-1} (\mathbf{n}_{\mathbf{r}} \wedge \partial_\mu \mathbf{n}_{\mathbf{r}}) \cdot \mathcal{R}_{\mathbf{r}}^{-1} (\mathbf{L}_{\mathbf{r}}) \\ &= \frac{1}{2} (\mathbf{n}_{\mathbf{r}} \wedge \partial_\mu \mathbf{n}_{\mathbf{r}}) \cdot \mathbf{L}_{\mathbf{r}},\end{aligned}\quad (\text{B7})$$

hence Eq. (36).

We now give a derivation of Eq. (B5). The first step is to differentiate Eq. (B2). Derivatives of the rotation matrix are calculated using Eq. (B1) and the identity $\partial_\mu R_{\mathbf{r}}^\dagger = -R_{\mathbf{r}}^\dagger (\partial_\mu R_{\mathbf{r}}) R_{\mathbf{r}}^\dagger$ which results from the unitarity of $R_{\mathbf{r}}$. We obtain

$$\begin{aligned}\boldsymbol{\sigma} \cdot \partial_\mu \mathbf{n}_{\mathbf{r}} &= -iR_{\mathbf{r}} A_{\mu\mathbf{r}} \sigma_3 R_{\mathbf{r}}^\dagger + iR_{\mathbf{r}} \sigma_3 A_{\mu\mathbf{r}} R_{\mathbf{r}}^\dagger \\ &= -iR_{\mathbf{r}} A_{\mu\mathbf{r}} R_{\mathbf{r}}^\dagger R_{\mathbf{r}} \sigma_3 R_{\mathbf{r}}^\dagger + iR_{\mathbf{r}} \sigma_3 R_{\mathbf{r}}^\dagger R_{\mathbf{r}} A_{\mu\mathbf{r}} R_{\mathbf{r}}^\dagger.\end{aligned}\quad (\text{B8})$$

Let us define a new field

$$\begin{aligned}\tilde{A}_{\mu\mathbf{r}} &= R_{\mathbf{r}} A_{\mu\mathbf{r}} R_{\mathbf{r}}^\dagger \\ &= \tilde{\mathbf{A}}_{\mu\mathbf{r}} \cdot \boldsymbol{\sigma}.\end{aligned}\quad (\text{B9})$$

Using $\tilde{A}_{\mu\mathbf{r}}$ and Eq. (B2) we can rewrite Eq. (B8) as

$$\begin{aligned}\boldsymbol{\sigma} \cdot \partial_\mu \mathbf{n}_{\mathbf{r}} &= -i[\tilde{A}_{\mu\mathbf{r}}, \boldsymbol{\sigma} \cdot \mathbf{n}_{\mathbf{r}}] \\ &= -i[\boldsymbol{\sigma} \cdot \tilde{\mathbf{A}}_{\mu\mathbf{r}}, \boldsymbol{\sigma} \cdot \mathbf{n}_{\mathbf{r}}] \\ &= 2\boldsymbol{\sigma} \cdot (\tilde{\mathbf{A}}_{\mu\mathbf{r}} \wedge \mathbf{n}_{\mathbf{r}}).\end{aligned}\quad (\text{B10})$$

We have used the identity

$$[\boldsymbol{\sigma} \cdot \mathbf{u}, \boldsymbol{\sigma} \cdot \mathbf{v}] = 2i\boldsymbol{\sigma} \cdot (\mathbf{u} \wedge \mathbf{v}). \quad (\text{B11})$$

Identifying the coefficients of $\boldsymbol{\sigma}$ in Eq. (B10) and vector-multiplying by $\mathbf{n}_{\mathbf{r}}$ we arrive at

$$\tilde{\mathbf{A}}_{\mu\mathbf{r}} = \frac{1}{2} \mathbf{n}_{\mathbf{r}} \wedge \partial_\mu \mathbf{n}_{\mathbf{r}} + (\mathbf{n}_{\mathbf{r}} \cdot \tilde{\mathbf{A}}_{\mu\mathbf{r}}) \mathbf{n}_{\mathbf{r}}. \quad (\text{B12})$$

To conclude, it is sufficient to define the last term in Eq. (B12) as $\kappa_{\mu\mathbf{r}}$ and to remark that, owing to the definition of $\tilde{A}_{\mu\mathbf{r}}$, we have $\tilde{\mathbf{A}}_{\mu\mathbf{r}} = \mathcal{R}_{\mathbf{r}} \mathbf{A}_{\mu\mathbf{r}}$.

¹ J. Hubbard, Proc. R. Soc. London, Ser. A **276**, 238 (1963).

² M.C. Gutzwiller, Phys. Rev. Lett. **10**, 159 (1963).

- ³ J. Kanamori, Prog. Theor. Phys. **30**, 275 (1963).
- ⁴ For a general introduction to the Hubbard model, see F. Gebhard, *The Mott metal-insulator transition* (Springer-Verlag, 1997).
- ⁵ See, for instance, M. Imada, A. Fujimori, and Y. Tokura, Rev. Mod. Phys. **70**, 1039 (1998).
- ⁶ See, for instance, J. Voit, Rep. Prog. Phys. **57**, 977 (1994).
- ⁷ For a review, see A. Georges, G. Kotliar, W. Krauth, and M.J. Rozenberg, Rev. Mod. Phys. **68**, 13 (1996).
- ⁸ J.E. Hirsch, Phys. Rev. B **31**, 4403 (1985).
- ⁹ S.R. White, D.J. Scalapino, R.L. Sugar, E.Y. Loh, J.E. Gubernatis, and R.T. Scalettar, Phys. Rev. B **40**, 506 (1989).
- ¹⁰ J.C. Slater, Phys. Rev. **82**, 538 (1951).
- ¹¹ A. Auerbach, *Interacting Electrons and Quantum Magnetism* (Springer-Verlag, New York, 1994).
- ¹² N.D. Mermin and H. Wagner, Phys. Rev. Lett. **17**, 1133 (1966).
- ¹³ Y.M. Vilk and A.-M.S. Tremblay, J. Phys. I (France) **7**, 1309 (1997).
- ¹⁴ T. Moriya, *Spin Fluctuations in Itinerant Electron Magnetism* (Springer-Verlag, 1985).
- ¹⁵ J.R. Schrieffer, X.G. Wen, and S.C. Zhang, Phys. Rev. B **39**, 11663 (1989).
- ¹⁶ A. Singh and Z. Tesařović, Phys. Rev. B **41**, 614 (1990).
- ¹⁷ A.V. Chubukov and D.M. Frenkel, Phys. Rev. B **46**, 11884 (1992).
- ¹⁸ G. Vignale and M.R. Hedayati, Phys. Rev. B **42**, 786 (1990).
- ¹⁹ W. Brenig and A.P. Kampf, EuroPhys. Lett. **24**, 679 (1993).
- ²⁰ J. Altmann, W. Brenig, A.P. Kampf, and E. Müller-Hartmann, Phys. Rev. B **52**, 7395 (1995).
- ²¹ E. Dagotto, F. Ortolani, and D.J. Scalapino, Phys. Rev. B **46**, 3183 (1992).
- ²² P.W. Leng, Z. Liu, E. Manousakis, M.A. Novotny, and P.E. Oppenheimer, Phys. Rev. B **46**, 11779 (1992).
- ²³ G.S. Feng and S.R. White, Phys. Rev. B **46**, 8691 (1992).
- ²⁴ See E. Dagotto, Rev. Mod. Phys. **66**, 763 (1994), and references therein.
- ²⁵ T. Moriya and K. Ueda, Adv. Phys. **49**, 555 (2000).
- ²⁶ T. Moriya, Y. Takahashi, and K. Ueda, J. Phys. Soc. Japan **59**, 2905 (1990).
- ²⁷ N.E. Bickers and D.J. Scalapino, Ann. Phys. (N.Y.) **193**, 206 (1989).
- ²⁸ S. Chakravarty, B.I. Halperin, and D.R. Nelson, Phys. Rev. B **39**, 2344 (1989).
- ²⁹ A.V. Chubukov, S. Sachdev, and J. Ye, Phys. Rev. B **49**, 11919 (1994).
- ³⁰ M. Langer, J. Schmalian, S. Grabowski and K.H. Bennemann, Phys. Rev. Lett. **75**, 4508 (1995).
- ³¹ J.J. Deisz, D.W. Hess and J.W. Serene, Phys. Rev. Lett. **76**, 1312 (1996).
- ³² Y.M. Vilk and A.-M.S. Tremblay, EuroPhys. Lett. **33**, 159 (1996).
- ³³ P.A. Lee, T.M. Rice, and P.W. Anderson, Phys. Rev. Lett. **31**, 462 (1973).
- ³⁴ M.V. Sadovskii, Sov. Phys. JETP **39**, 845 (1974).
- ³⁵ M.V. Sadovskii, Sov. Phys. JETP **50**, 989 (1979).
- ³⁶ O. Tchernyshyov, Phys. Rev. B **59**, 1358 (1999).
- ³⁷ L. Bartosch and P. Kopietz, Phys. Rev. B **60**, 15488 (1999).
- ³⁸ A.J. Millis and H. Monien, Phys. Rev. B **61**, 12496 (2000).
- ³⁹ J. Schmalian, D. Pines, and B. Stojković, Phys. Rev. Lett. **80**, 3839 (1998).
- ⁴⁰ J. Schmalian, D. Pines, and B. Stojković, Phys. Rev. B **60**, 667 (1999).
- ⁴¹ A.P. Kampf and J.R. Schrieffer, Phys. Rev. B **41**, 6399 (1989).
- ⁴² A.P. Kampf and J.R. Schrieffer, Phys. Rev. B **42**, 7967 (1990).
- ⁴³ P. Monthoux and D. Pines, Phys. Rev. B **47**, 6069 (1993).
- ⁴⁴ B.L. Altshuler, L.B. Ioffe and A.J. Millis, Phys. Rev. B **52**, 5563 (1995).
- ⁴⁵ Y.M. Vilk, Phys. Rev. B **55**, 3870 (1997).
- ⁴⁶ Ar. Abanov and A.V. Chubukov, Phys. Rev. Lett. **84**, 5608 (2000).
- ⁴⁷ A. Posazhennikova and P. Coleman, preprint cond-mat/0209014.
- ⁴⁸ The failure of Gaussian spin fluctuation theories at low temperature has recently been emphasized by H. Monien, preprint cond-mat/0110178.
- ⁴⁹ N. Dupuis, Phys. Rev. B **65**, 245118 (2002).
- ⁵⁰ H. Monien, Phys. Rev. Lett. **87**, 126402 (2001).
- ⁵¹ L. Bartosch and P. Kopietz, Phys. Rev. B **62**, R16223 (2000).
- ⁵² For a review, see V.M. Loktev, R.M. Quick, and S.G. Sharapov, Phys. Rep. **349**, 1 (2001).
- ⁵³ G. Grüner, *Density Waves in Solids* (Addison Wesley, 1994).
- ⁵⁴ T. Timusk and B. Statt, Rep. Prog. Phys. **62**, 61 (1999).
- ⁵⁵ J. L. Tallon and J. W. Loram, Physica C, **349**, 53 (2001).
- ⁵⁶ K. Borejsza and N. Dupuis, EuroPhys. Lett. **63**, 722 (2003).
- ⁵⁷ H.J. Schulz in *The Hubbard Model*, edited by D. Baeriswyl (Plenum, New York, 1995).
- ⁵⁸ In quasi-1D systems, NL σ M's have been derived in the weak-coupling limit by K. Sengupta and N. Dupuis, Phys. Rev. B **61**, 13493 (2000); Y. Tomio, N. Dupuis, Y. Suzumura, Phys. Rev. B **64**, 125123 (2001).
- ⁵⁹ For a review, see for example, G. Kotliar in *Correlated Electrons Systems*, V.J. Emery Ed. (World Scientific, Singapore, 1993).
- ⁶⁰ C. Jayaprakash, H.R. Krishnamurthy and S. Sarker, Phys. Rev. B **40**, 2610 (1989).
- ⁶¹ D. Yoshioka, J. Phys. Soc. Japan **58**, 1516 (1989).
- ⁶² A. Auerbach and D.E. Larson, Phys. Rev. B **43**, 7800 (1991).
- ⁶³ Our approach is closer to slave-fermion theories since the spin degrees of freedom are represented by Schwinger bosons.
- ⁶⁴ S. Moukouri and M. Jarrell, Phys. Rev. Lett. **87**, 167010 (2001).
- ⁶⁵ B. Kyung, J.S. Landry, D. Poulin, and A.M.-S. Tremblay, Phys. Rev. Lett. **90**, 099702 (2003).
- ⁶⁶ See also P.W. Anderson, Adv. Phys. **46**, 3 (1997).
- ⁶⁷ R. Micnas, J. Ranninger, and S. Robaszkiewicz, Rev. Mod. Phys. **62**, 113 (1990).
- ⁶⁸ Z.Y. Weng, C.S. Ting and T.K. Lee, Phys. Rev. B **43**, 3790 (1991).
- ⁶⁹ F.D.M. Haldane, Phys. Lett. **93A**, 464 (1983).
- ⁷⁰ The second-order expansion of the cosine in Eq. (19) includes a term proportional to $\partial_\mu A_{\mu\mathbf{r}}^\nu$, but the latter turns out to give a contribution of order $(\partial\mathbf{n}_\mathbf{r})^3$ to the action, upon an appropriate rearrangement of the sum over \mathbf{r} .
- ⁷¹ $2\Delta_0$ corresponds to the threshold energy for particle-hole excitations in the HF state. Since spin-wave modes cannot exist above this energy, a natural choice for the NL σ M cutoff is $\Lambda \sim \min(1, 2\Delta_0/c)$.
- ⁷² S. Sachdev, *Quantum Phase Transitions* (Cambridge Uni-

- versity, Cambridge, England, 1999).
- ⁷³ E. Manousakis, Rev. Mod. Phys. **63**, 1 (1991).
- ⁷⁴ The function used in this interpolation is $T_X = \sqrt{T_N^{\text{HF}^2} + T'^2}$.
- ⁷⁵ V.L. Berezinskii, Zh. Eksp. Teor. Fiz. **59**, 907 (1970).
- ⁷⁶ J. Kosterlitz and D. Thouless, J. Phys. C **6**, 1181 (1973).
- ⁷⁷ For a further discussion, see S. Allen, H. Touchette, S. Moukouri, Y.M. Vilk, and A.M.-S. Tremblay, Phys. Rev. Lett. **83**, 4128 (1999).
- ⁷⁸ V.P. Gusynin, V.M. Loktev, and S.G. Shaparov, JETP **90**, 993 (2000).
- ⁷⁹ V.P. Gusynin, V.M. Loktev, R.M. Quick, and S.G. Shaparov, Physica C **370**, 239 (2002).
- ⁸⁰ Note that in the strong coupling limit, one can integrate out the Φ field to obtain the effective action of the Ω field without assuming AF short-range order [Eq. (14)]. To leading order in t/U , one recovers the action of the Heisenberg model.⁵⁷
- ⁸¹ R. Preuss, W. Hanke, and W. von der Linden, Phys. Rev. Lett. **75**, 1344 (1995).
- ⁸² A. Moreo, S. Haas, A.W. Sandvik, and E. Dagotto, Phys. Rev. B **51**, 12045 (1995).
- ⁸³ H. Matsumoto and F. Mancini, Phys. Rev. B **55**, 2095 (1997).