

Bose-Einstein Condensation of Molecular Hydrogen in Nanotube Bundles

Francesco Ancilotto^{1,2}, M. Mercedes Calbi¹, Silvina M. Gatica¹ and Milton W. Cole¹

¹*Physics Department, Pennsylvania State University,
University Park, Pennsylvania 16802;*

²*INFN (UdR Padova and DEMOCRITOS National Simulation Center, Trieste, Italy)
and Dipartimento di Fisica “G. Galilei”, Università di Padova,
via Marzolo 8, I-35131 Padova, Italy.*

(Dated: November 2, 2018)

We evaluate the effects of heterogeneity on the density of states of H₂ molecules inside interstitial channels within bundles of carbon nanotubes. As temperature (T) falls, the density increases within those tubes having the greatest binding energy. At T ≈ 10 mK, the molecules undergo Bose-Einstein condensation, exhibiting a singular heat capacity.

The subject of adsorption within bundles of carbon nanotubes has received considerable attention recently, owing to both its fundamental interest and potential applications (e.g. gas storage and isotope separation). One focus of the research is one-dimensional (1D) and quasi-1D phases of matter. These include condensing and crystallizing phases of buckyballs within tubes, He and H₂ within the interstitial channels (IC's) between tubes and various gases within grooves on the outside of the nanotube bundles [1, 2, 3, 4, 5, 6, 7, 8, 9, 10, 11]. Most analyses (including those of our group) have assumed that the tubes are identical and parallel, forming an ordered lattice. Real nanotube bundles, in contrast, consist of a disordered array of tubes with a distribution of radii. A logical question arises: how reliable are predictions that ignore such a variable environment? Shi and Johnson have recently shown that predictions incorporating heterogeneity agree better with adsorption data than do the idealized models [12]. Stimulated by their work, we have explored the behavior of quantum fluids (He and H₂) in such a nonuniform environment at low temperature (T). In this paper, we describe an intriguing result: Bose-Einstein condensation (BEC) of H₂ molecules occurs as *a consequence of the heterogeneity*. This paper makes predictions about this phenomenon that are testable experimentally. Similar behavior is expected for ⁴He atoms. We note that a superfluid phase of para-H₂ in confined geometries has been proposed, but experimental evidence of it is lacking thus far [13].

The occurrence and properties of the BEC transition are determined by the density of states $N(E)$ of the constituent particles. Thus, an initial focus is the determination of that function, derived from the single particle energy spectrum. We assume that particles do not interact (based on the assumption of low density and weak inter-IC interactions). A typical IC presents a highly confining geometry for the molecules if the bundle is close-packed. Because of this confinement (in the x-y plane, perpendicular to the tubes), the molecules have a large zero-point energy of motion. Theoretical values [14] of this energy are of the order of 500 K. This result is consistent with an enormous isotopic heat difference at low coverage (which

equals the binding energy difference) between D₂ and H₂ in a nanotube bundle observed experimentally [15]. That difference was found to be about 250 K, a factor ≈ four larger than the difference found on the graphite surface [16] (due to less localization in that case).

Our analysis assumes that molecules can move within the IC's in order to achieve chemical equilibrium with a coexisting vapor phase. At low T, because of the confinement, only the lowest energy state of transverse motion is excited. We call this state's energy $E_t(\mathbf{R})$, where $\mathbf{R} = (R_1, R_2, R_3)$ is a vector whose components are the radii of the tubes surrounding a particular IC. We have evaluated $E_t(\mathbf{R})$, with interesting results. The calculation assumes that motion parallel to the IC is that of free molecules, so the total energy of a particle with (z component of) momentum p is given by $E(p, \mathbf{R}) = E_t(\mathbf{R}) + p^2/(2m)$. If the potential is corrugated, one must replace the particle's mass m with its band mass [11, 17]. The density of states for H₂ is obtained by summing over the IC's present in the given sample and integrating over p :

$$\begin{aligned} N(E) &= \sum_{\mathbf{R}, p} \delta[E - E(p, \mathbf{R})] \\ &= \frac{L}{\hbar\pi} \left(\frac{m}{2}\right)^{1/2} \int_0^E dE_t \frac{g(E_t)}{\sqrt{E - E_t}} \end{aligned} \quad (1)$$

Here $g(E_t)$ is the density of states for the transverse oscillation problem and L is the length of the tubes. If the length is not constant, the variation can be included in $g(E_t)$.

The energy $E_t(\mathbf{R})$ is evaluated from the potential energy $V(\mathbf{r}, \mathbf{R})$ of the molecule at position \mathbf{r} . To compute V , we add contributions from the three neighboring tubes, ignoring corrections from more distant tubes and many-body effects associated with the screening of van der Waals interactions by the adjacent tubes [18]. Although these approximations introduce some errors in the values of E_t they do not affect the key predictions of this work, which are sensitive to the variation of $E_t(\mathbf{R})$. The potential from each neighboring tube was derived with

the method of Stan et al [19]. Because $V(\mathbf{r}, \mathbf{R})$ varies rapidly with \mathbf{r} , values of $E_t(\mathbf{R})$ include large anharmonic and small anisotropic contributions.

The form of $N(E)$ for a given collection of nanotube bundles depends on sample preparation. A sample is represented by an ensemble of points (one for each IC) in \mathbf{R} space. The density of points in \mathbf{R} space, a function $f(\mathbf{R})$, is defined so that $f(\mathbf{R}) d\mathbf{R}$ is the number of IC's within an infinitesimal volume $d\mathbf{R} = dR_1 dR_2 dR_3$, centered at \mathbf{R} . The function f enters the transverse density of states through this expression:

$$g(E) = \int d\mathbf{R} f(\mathbf{R}) \delta[E - E_t(\mathbf{R})] \quad (2)$$

At very low T, we need the value of $f(\mathbf{R})$ only in the immediate vicinity of the global minimum of the energy (E_m at \mathbf{R}_m), but at higher T the specific experimental distribution affects the results quantitatively. Here, we have assumed that the IC's are uniformly distributed in \mathbf{R} space within a radius spread of width 3 Å near \mathbf{R}_m . More general results will be described in a complete report of this work. We find, as one might expect, that \mathbf{R}_m occurs along the diagonal, symmetry line ($R_1 = R_2 = R_3$). Along this line, which we call the (1,1,1) line, there occurs a global minimum $E_m = -1052.97$ K at $R_i = 9.95$ Å. To derive $g(E)$, it is important to know the variation of $E_t(\mathbf{R})$ near this minimum. Consider a particular displacement (in the $R_2 - R_3$ plane) from \mathbf{R}_m to a neighboring point for which R_1 has the same value, while R_2 and R_3 are slightly different: $R_2 = R_1 + \delta$ and $R_3 = R_1 - \delta$. This change, parallel to the (0,1,-1) direction, yields an extremely small increase in the H₂ energy, indicative of a very slow variation of the function $E_t(\mathbf{R})$ near \mathbf{R}_m . This behavior, shown in Fig.1 reveals a long valley of low energy states in this direction; the same behavior occurs along the five equivalent directions, e.g. (1,0,-1).

The transverse density of states $g(E)$, from Eq. 2, is shown in Fig. 2. Note that $g(E)$ is proportional to $\sqrt{E - E_m}$ for small $E - E_m$; the prefactor is determined by the principal axes of curvature of the function $E_t(\mathbf{R})$. This square root behavior is identical to that found near a van Hove singularity in the phonon density of states of a 3D system near a minimum in the Brillouin zone, for the same reason- phase space topology [20]. At higher energy, instead, the behavior of $g(E)$ switches to $1/\sqrt{E - E_m}$. This (-1/2) power law follows from the fact that the higher energy displacements from \mathbf{R}_m are quasi-1D. As seen in Fig.1, the iso-energy contours are perpendicular to the diagonal, so that the energy gradient in \mathbf{R} space is along the diagonal, with essentially constant transverse variation, a 1D situation.

Fig. 2 also presents $N(E)$, derived with Eq. 1, which convolutes the transverse spectrum with the 1D motion along the axis. The resulting power law behavior can be

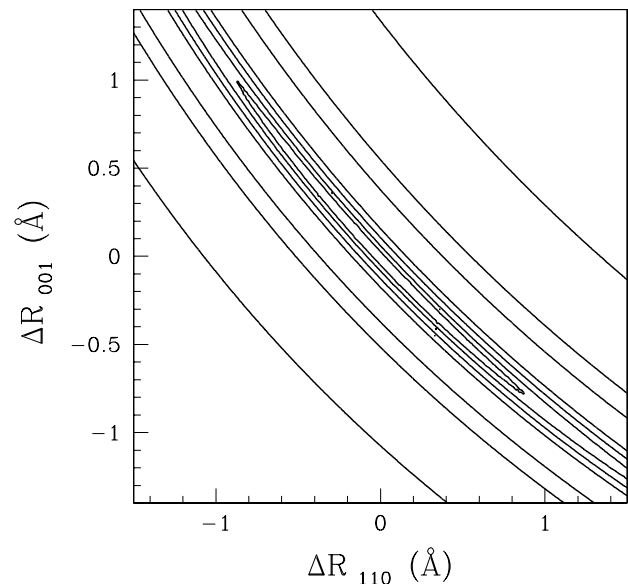


FIG. 1: Contour plot showing the variation $E_t(\mathbf{R}) - E_m$ near the minimum \mathbf{R}_m (which is chosen as the origin). From the contour closest to the minimum (the closed one) to the more distant ones, the energy contours correspond to $E_t(\mathbf{R}) - E_m = 0.005, 0.01, 0.05, 0.1, 0.5, 1$ and 5 K.

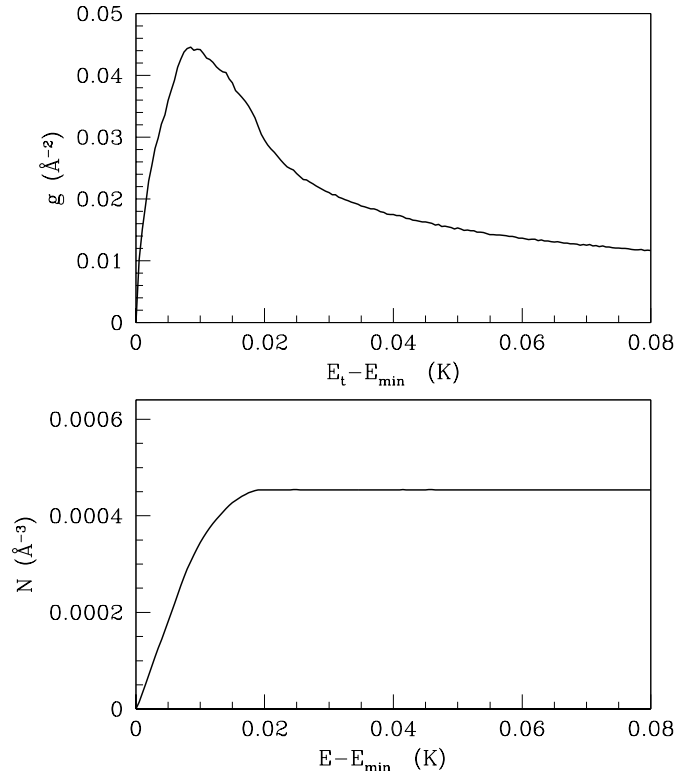


FIG. 2: Upper panel: Calculated transverse density of states $g(E)$. Lower panel: Total density of states $N(E)$, obtained from Eq.1 in the text. $E_m = -1052.97$ K is the lowest energy level corresponding to $R_1 = R_2 = R_3 = 9.95$ Å.

understood from realizing that if $g(E)$ is proportional to $(E - E_m)^n$, for some n , then $N(E)$ is proportional to $(E - E_m)^{n+1/2}$. Hence, we find that $N(E)$ is proportional to $(E - E_m)$ near threshold. This linear behavior is that characteristic of a 4D gas in free space; the result implies that *this system exhibits 4D gas behavior at low T*. For $E > 20$ mK above threshold, instead, $N(E)$ becomes approximately constant, corresponding to the density of states of a 2D gas. Thus, there arises a dimensionality crossover originating from the anomalous transverse density of states. We emphasize that the 4D regime is a direct consequence of the existence of a minimum in the function $E_t(\mathbf{R})$, a result that is not sensitive to the details of the calculation [21].

The thermodynamic behavior of the system is derived with the usual Bose gas theory. For a given number of molecules, N , the chemical potential μ is determined from the relation

$$N = \int dE \frac{N(E)}{e^{\beta(E-\mu)} - 1} \quad (3)$$

At a specified $T = 1/(k_B\beta)$, this relation yields a maximum value N_{max} when μ equals the lowest energy of the system, E_m , at which point BEC begins. That is, a macroscopic fraction of the molecules fall into the lowest energy state when $N > N_{max}$. Equivalently, at fixed N , BEC occurs when T falls below the inverse function $T_c = T(N_{max})$. The resulting dependence on N of T_c is shown in Fig. 3. As seen there, T_c is of order 10 mK, which is experimentally accessible. Fig. 4 shows the specific heat $C_N(T)$, calculated from the energy as a function of μ and T . The novel behavior observed in the figure is a result of the unusual form of $N(E)$. At low T , C_N is proportional to T^2 , a consequence of the 4D (linear) variation of $N(E)$ at low E . Note the presence of singular behavior of $C_N(T)$ as one approaches the transition from above and a cusp at T_c itself. At relatively high T , $C_N(T)/(Nk_B)$ is essentially unity because $N(E)$ is 2D-like at high E ; a nondegenerate 2D gas has $C_N(T)/(Nk_B) = 1$. Behavior for $T > 0.2$ K, not shown, is very sensitive to the distribution of nanotube radii.

Discussions of these results with colleagues have led to several questions concerning the transition. One is this: since each IC contributes a density of states characteristic of a 1D system, why does non-1D behavior arise here? The answer is that particles can exchange between different IC's because of their common access to the vapor region. In practice, this may be a very slow process, leading to nonequilibrium behavior. The presence of breaks or holes in the tubes may alleviate this kinetic problem without invalidating the model, since heterogeneity is an essential aspect of the model. Another question is whether similar behavior occurs for other Bose gases. Indeed, BEC of ^4He is predicted by a similar analysis to

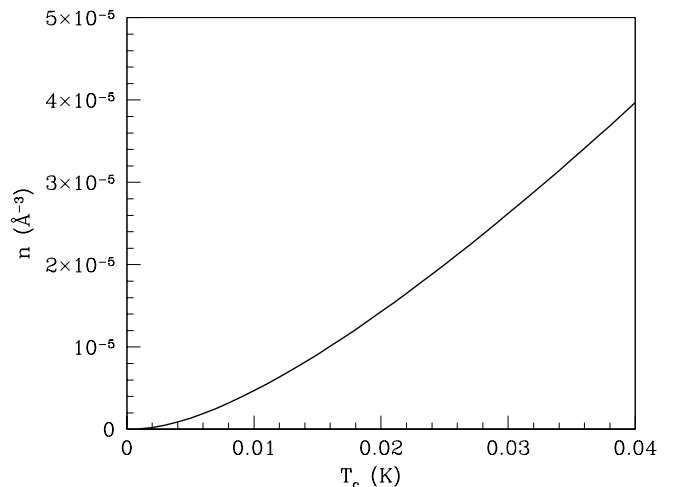


FIG. 3: Density of H_2 molecules as a function of BEC transition temperature.

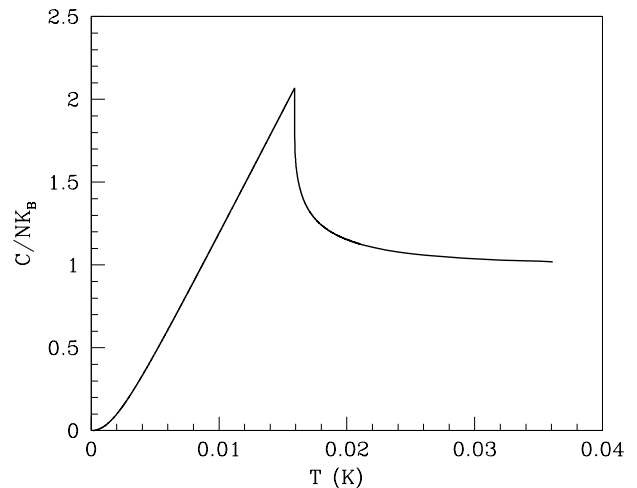


FIG. 4: Temperature dependence of the specific heat (per molecule) for molecular density $n = 1 \times 10^{-5} \text{ \AA}^{-3}$.

occur if the sample's distribution of tubes includes those with some near its energy minima in \mathbf{R} space, which occur near 8.5 \AA . Finally, one might wonder about the effects of interparticle interactions, which have been ignored up to this point [22]. Indeed, some previous studies of H_2 in IC's have found that a liquid-vapor condensation occurs at a higher temperature ($\approx \text{K}$) (in the absence of heterogeneity) [11]. A very recent study, however, found that nanotubes' screening of the intermolecular interaction reduces T_c to about 10 mK [18]. However, that calculation omitted the role of heterogeneity, which is relevant, according to the Harris criterion, since the 3D specific heat critical exponent is positive [23]. We expect that this condensation temperature is further reduced by disorder, enabling the BEC transition to occur.

We summarize our results as follows. Heterogeneity alters the qualitative behavior of the low energy spectrum

of H_2 molecules. The lowest-lying states of the system are those of particles in that channel. As T falls, particles aggregate in the (essentially 4D) space of quantum states, (\mathbf{R}, p) , with bose statistics having a dramatic effect, i.e. BEC, below a transition temperature of order 20 mK. Anomalous behavior is predicted for the specific heat, a consequence of the unusual density of states, which is 4D-like at very low energy and 2D-like at somewhat higher energy. An experimental probe of the real-space molecular density should reveal the needle-like concentration, below T_c , of a macroscopic fraction of the particles within the lowest energy channel.

Most intriguing to us is that this transition is a direct consequence of disorder, since the perfectly uniform system of identical nanotubes yields strictly 1D, nonsingular behavior. Such a dramatic effect of heterogeneity occurs elsewhere in low temperature physics. Examples include the spin-glass transition [24], the effect of tunneling states on thermal behavior of glasses [25] and the effects of disorder on monolayer films [26].

This research has benefited from discussions with Moses Chan, Vin Crespi, Susana Hernández, Jainendra Jain, Peter Schiffer, Paul Sokol, Flavio Toigo and David Weiss and support from NSF and the Hydrogen Storage program at Penn State. F.A. acknowledges funding from MIUR-COFIN 2001.

-
- [1] Q.Y. Wang, S. R. Challa, D. S. Sholl, and J. K. Johnson, Phys. Rev. Lett. **82**, 956 (1999).
- [2] Y.H. Kahng, R.B. Hallock, E. Dujardin, and T.W. Ebbesen, J. Low Temp. Phys. **126**, 223 (2002).
- [3] J.C. Lasjaunias, K. Biljaković, J.L. Sauvajol, and P. Monceau, cond-mat/0301584 (2003); J.C. Lasjaunias, K. Biljaković, Z. Benes, J.E. Fischer, and P. Monceau, Phys. Rev. B **65**, 113409 (2002).
- [4] T. Wilson and O.E. Vilches, Proceedings of the CryoCrystals 2002 meeting in Freising, Germany, October 2002, to appear in J. Low Temp. Phys. **29** (2003).
- [5] M.M. Calbi, S.M. Gatica, M.J. Bojan, G. Stan and M.W. Cole, Rev. Mod. Phys. **73**, 857 (2001).
- [6] A.D. Migone and S. Talapatra, "Gas Adsorption on Carbon Nanotubes", to appear in the Encyclopedia of Nanoscience and Nanotechnology, published by American Scientific Publishers, editor H. S. Nalwa.
- [7] M.C. Gordillo, J. Boronat, J. Casulleras, Phys. Rev. B **65**, 014503 (2002).
- [8] D.E. Luzzi and B. W. Smith, Carbon **38**, 1751 (2000); L.A. Girifalco and M. Hodak, Phys. Rev. B **65**, 125404 (2002); M.M. Calbi, S.M. Gatica, and M.W. Cole, Phys. Rev. B **67**, 205417 (2003).
- [9] M. Muris, N. Dupont-Pavlovsky, M. Bienfait, and P. Zeppenfeld, Surf. Sci. **492**, 67 (2001).
- [10] C. Carraro, Phys. Rev. Lett. **89**, 115702 (2002) and Phys. Rev. B **61**, R16351 (2000).
- [11] M.W. Cole, V.H. Crespi, G. Stan, C. Ebner, J.M. Hartman, S. Moroni, and M. Boninsegni, Phys. Rev. Lett. **84**, 3883 (2000).
- [12] W. Shi and J. K. Johnson, submitted to Phys. Rev. Lett.
- [13] O.E. Vilches, J. Low Temp. Phys. **89**, 267 (1992); H.J. Maris, G.M. Seidel, F.I.B. Williams, Phys. Rev. B **36**, 6799 (1987).
- [14] M. M. Calbi, F. Toigo and M. W. Cole, J. Low Temp. Phys. **126**, 179 (2002).
- [15] T. Wilson, A. Tyburski, M.R. DePies, O.E. Vilches, D. Becquet, and M. Bienfait, J. Low Temp. Phys. **126**, 403 (2002).
- [16] L. Mattera, F. Rosatelli, C. Salvo, F. Tommasini, U. Valbusa and G. Vidali, Surf. Sci. **93**, 515 (1980).
- [17] See M. Boninsegni, S.Y. Lee, V.H. Crespi, Phys. Rev. Lett. **86**, 3360 (2001).
- [18] M.K. Kostov, J.C. Lewis and M.W. Cole, in Condensed Matter Theories, Vol. 16, edited by S. Hernandez and J. Clark, Nova Science Publishers, NY, 2001, pp.161, <http://xxx.lanl.gov/abs/cond-mat/0010015>.
- [19] G. Stan, M.J. Bojan, S. Curtarolo, S.M. Gatica and M.W. Cole, Phys. Rev. B **62**, 2173 (2000).
- [20] J.M. Ziman, *Principles of the Theory of Solids*, (Cambridge U.P., 1964).
- [21] In contrast, the transverse energy for the analogous problem of motion in the groove (on the outside of a bundle) exhibits a local maximum on the $R_1 = R_2$ symmetry line.
- [22] Recall that the 3D ideal gas BEC transition of ^4He is preempted by the interaction-driven condensation to a liquid below 5.2 K, resulting in a ground state condensate fraction about 10%.
- [23] D.S. Fisher, G. M. Grinstein and A. Khurana, Physics Today **41**, 56 (1988).
- [24] P. Schiffer et al, Phys. Rev. Lett. **74**, 2379 (1995).
- [25] P.W. Anderson, B.I. Halperin, and C.M. Varma, Philos. Mag. **25**, 1 (1972); W. A. Phillips, J. Low Temp. Phys. **7**, 351 (1972).
- [26] C.E. Campbell, J.G. Dash and M. Schick, Phys. Rev. Lett. **26**, 966 (1971).