

Magnetic Ground State of $\text{Pr}_{0.89}\text{LaCe}_{0.11}\text{CuO}_{4+\alpha-\delta}$ with Varied Oxygen Depletion Probed by Muon Spin Relaxation

Ryosuke KADONO*, Kazuki OHISHI, Akihiro KODA, Wataru HIGEMOTO, Kenji M. KOJIMA^{1†}
Shin-ichi KUROSHIMA², Masaki FUJITA², and Kazyoshi YAMADA^{2‡}

Institute of Materials Structure Science, High Energy Accelerator Research Organization (KEK), Tsukuba, Ibaraki 305-0801

¹*Graduate School of Frontier Sciences, University of Tokyo, Tokyo 113-8656*

²*Institute for Chemical Research, Kyoto University, Uji, Kyoto 610-0011*

(Received)

The magnetic ground state of an electron-doped cuprate superconductor $\text{Pr}_{1-x}\text{LaCe}_x\text{CuO}_{4+\alpha-\delta}$ ($x = 0.11$, $\alpha \simeq 0.04$) has been studied by means of muon spin rotation/relaxation (μSR) over a wide variety of oxygen depletion, $0.03 \leq \delta \leq 0.12$. Appearance of weak random magnetism over entire crystal volume has been revealed by a slow exponential relaxation. The absence of δ -dependence for the random magnetism and the multiplet pattern of muon Knight shift at higher fields strongly suggest that the random moments are associated with excited Pr^{3+} ions under crystal electric field.

KEYWORDS: superconductivity, crystal electric field, cuprates, μSR

It is widely believed that superconductivity of electron-doped cuprates is in an intimate relationship with that of hole-doped cuprates due to the common background of CuO_2 planes.^{1,2)} In this regard, electron-hole asymmetry of the phase diagram observed between those two groups^{2,3)} is one of the key issues for selecting the models of pairing mechanisms being proposed. Despite its importance, however, so far the study of electron-doped cuprates is far behind that of hole-doped systems. This is partly because of the limited variety of compounds and associated difficulty to obtain them as large single crystal specimen; earlier works have been done mostly on $L_{2-x}\text{Ce}_x\text{CuO}_{4-\delta}$ (where $L = \text{Nd}$, Pr , and Sm) which are often available only as a small amount of tiny crystals. This situation has been changed recently by the development of a new electron-doped superconductor $\text{Pr}_{1-x}\text{LaCe}_x\text{CuO}_{4-\delta}$ (PLCCO) and subsequent success in growing a large single crystal.^{4,5)}

Another important issue related to the electron-doped cuprates is the microscopic nature of the oxygen depletion process which is needed to turn the as-grown material into superconducting.^{1,2)} It has been presumed that the oxygen atoms in the CuO_2 planes become slightly deficient upon depletion procedure. In this situation, the mobility of carriers may be affected by the introduced randomness in CuO_2 planes, while the effect on the doping level would be simply a positive shift.^{1,2)} Another possibility is that there are excess oxygen atoms at apical sites between the CuO_2 planes which are unoccupied in the final T' structure after depletion procedure. The structure having apical oxygen resembles that of T* phase in $\text{Nd}_{2-x-z}\text{Ce}_x\text{Sr}_z\text{CuO}_{4-\delta}$ ^{6,7)} whose charge carriers

are identified as holes, thus suggesting that a carrier compensation process similar to the case in semiconductors occurs in the as-grown material. The newly synthesized PLCCO has an interesting character that it is stable over a wide range of the oxygen depletion, $0 \leq \delta \leq 0.12$. This makes it feasible to investigate the effect of oxygen depletion on CuO_2 planes in more detail.

In this Letter, we report on our muon spin rotation/relaxation (μSR) experiment in an electron-doped superconductor $\text{Pr}_{0.89}\text{LaCe}_{0.11}\text{CuO}_{4+\alpha-\delta}$ ($\alpha \simeq 0.04$) to elucidate the ground state phase diagram with δ as the primary parameter. (The phase diagram as a function of carrier concentration x has been reported elsewhere,⁴⁾ yielding a result similar to $\text{Nd}_{2-x}\text{Ce}_x\text{CuO}_{4-\delta}$ (NCCO) with a wider region of superconductivity over x from 0.09 to 0.20.) The specimen exhibits a maximum of superconducting transition temperature (T_c) around $\delta = 0.06$, indicating that the oxygen depletion has a strong influence on the doping level with a partial compensation of carriers for $\delta < 0.06$. This is consistent with the presence of excess oxygen at apical sites. On the other hand, the μSR spectra under zero field exhibit little dependence on δ , with a common tendency of slow exponential depolarization developing with decreasing temperature below ~ 150 K. This indicates the presence of random local magnetic moments irrespective of oxygen depletion. We also found that the muon Knight shift exhibits a triplet structure at high magnetic field. These results strongly suggest that the weak random magnetism is primarily due to Pr^{3+} ions, whereas that associated with Cu^{2+} spins appears only for $\delta \leq 0.03$.

A single crystal of $\text{Pr}_{0.89}\text{LaCe}_{0.11}\text{CuO}_{4+\alpha}$ were prepared by a traveling-solvent floating zone method, where the detail of the procedure is reported previously.⁴⁾ The presence of excess oxygen in the as-grown crystal has been confirmed by an iodometric titration technique to yield $\alpha \simeq 0.04$. The crystal was sliced into slabs measuring about $5 \text{ mm} \times 8 \text{ mm} \times 0.5 \text{ mm}$ thick with c -axis be-

*Also at School of Mathematical and Physical Science, The Graduate University for Advanced Studies

[†]Present Address: Department of Physics, University of Tokyo, Tokyo 113-8656

[‡]Present Address: Institute for Materials Research, Tohoku University, Sendai 980-8577

ing perpendicular to the plane, which were then annealed under argon gas flow to reduce oxygen to the respective level. The amount of removed oxygen δ per unit formula from as-grown specimen was determined by the weight loss after the annealing treatment. For the present experiment we obtained specimen with $\delta=0.03, 0.04, 0.06, 0.08,$ and 0.12 . The result of magnetic ac-susceptibility (1 mT, 100 Hz) is shown in Fig. 1a, from which T_c is determined as a mid-point of the Meissner effect (see Fig. 1b). It is noteworthy in those figures that the optimal ‘‘doping’’ occurs when $\delta \simeq 0.06$, with a clear tendency of decreasing T_c and Meissner fraction with decreasing δ . This behavior is reminiscent to the case of hole-doped cuprates in the underdoped region, which is in marked contrast with their monotonical dependence on the Ce content x .⁴⁾ A similar dependence of T_c on the oxygen depletion has been reported for NCCO ($x = 0.15$).⁸⁾

Conventional μ SR measurements on those samples under zero and transverse external field were performed on the M15 beamline of TRIUMF. The observed ZF- μ SR time spectra in those specimens are common to show an exponential depolarization overlapped with Gaussian-like damping due to nuclear dipolar fields, indicating that the origin of the exponential relaxation is due to random magnetic moments. Some examples from the data with $\delta = 0.06$ are shown in Fig. 2, where the exponential damping has almost full fraction of the positron decay asymmetry at 3.3 K. Note that the Meissner fraction is almost 100 % in this specimen. This indicates that the entire volume of the specimen is subject to the weak random magnetism irrespective of superconductivity. The time spectra under a longitudinal field ($\simeq 15$ mT) do not exhibit appreciable relaxation at 40 K, indicating that the random fields are nearly static within the time window of μ SR ($\sim 10^{-5}$ s) at lower temperatures.

For a quantitative analysis, the ZF- μ SR spectra were fit by the stretched exponential damping;

$$A(t) = A_0 \exp[-(\Lambda t)^\beta] + B, \quad (0.1)$$

where A_0 is the initial positron decay asymmetry (which is proportional to the muon polarization), Λ is the spin relaxation rate, and β is the power of the damping. The results of fitting analysis by the above equation are summarized in Fig. 3. The relaxation rate Λ exhibits a universal behavior of increase with decreasing temperature below about 150 K regardless of the oxygen depletion, except that below 2 K in the specimen with $\delta = 0.03$ where a steep increase of Λ is observed. The latter behavior ($\delta = 0.03$, below 2 K) is in line with a spin glass-like magnetism suggested by the recent result of magnetization measurement (see below).⁹⁾ Using a coarse approximation, $\Lambda \simeq \gamma_\mu [\langle H_n^2 \rangle + \langle H_e^2 \rangle]^{1/2}$ (with γ_μ being the muon gyromagnetic ratio, $\langle H_n^2 \rangle$ and $\langle H_e^2 \rangle$ being the variance of respective local fields from nuclei and magnetic ions), one can estimate the contribution of magnetic ions. Since the leveling off of Λ above 150 K is mainly attributed to the contribution of nuclear random local fields (i.e., $\Lambda \simeq \gamma_\mu \langle H_n^2 \rangle^{1/2} \sim 0.1 \mu\text{s}^{-1}$), the contribution of magnetic ions can be estimated to be $\langle H_e^2 \rangle^{1/2} \simeq 0.47$ mT. The small power below ~ 50 K suggests slowing down of the fluctuating random fields, while the similar behavior

at higher temperatures can be understood by considering diffusive motion of muons.

It has been revealed in the very recent study that the spin-glass phase observed near the antiferromagnetic (AF) phase of $\text{Pr}_{1-x}\text{LaCe}_x\text{CuO}_{4+\alpha-\delta}$ for $\delta \leq 0.03$ strongly depends on both Ce concentration x and oxygen depletion δ ,⁹⁾ where the magnetic moments are apparently carried by copper spins. Thus, the absence of δ dependence in the present result suggests that the random moments observed for $\delta > 0.03$ are carried by Pr^{3+} ions, although the ground state of which is presumed to be nonmagnetic. This is further confirmed by the structure of muon Knight shift under high magnetic fields. As shown in Fig. 4, the Fourier transform of μ SR time spectra splits into three peaks with a relative amplitude of 1:2:1. This can be readily understood by considering the situation that there are two nearest neighboring ions contributing to the Knight shift with different combination of Pr^{3+} and La^{3+} (neglecting minor contribution of Ce^{3+}). The shift under 5 T is about 0.15 % for the central peak and 0.3 % for the lowest frequency peak at 5 K, which is least dependent on temperature. These results indicate that there is a significant contribution of magnetic excited levels split by the crystal electric field over the relevant temperature range, leading to the Van Vleck magnetism at higher magnetic fields. A similar situation has been observed in $\text{Pr}_{1.85}\text{Ce}_{0.15}\text{CuO}_{4-\delta}$ (PCCO).¹⁰⁾

Provided that implanted muons occupy the sites near the edge center of tetrahedron with Pr/La atoms at their corners, one can estimate the magnitude of effective dipolar fields at the muon sites by calculating a dipolar tensor $A_i^{\alpha\beta} = (\delta_{\alpha\beta} - 3r_i^\alpha r_i^\beta / r_i^2) / r_i^3$ and the relevant variance $(\overline{A}_{xy})^2 = \sum_{i,\alpha,\beta} (A_i^{\alpha\beta})^2$ from i -th ion at a distance \mathbf{r}_i ($\alpha = x, y$ and $\beta = x, y, z$ when the primary axis is set to z). Taking account of the nearest two ions, we obtain $\langle H_e^2 \rangle^{1/2} \simeq \overline{A}_{xy}^{\text{Pr}} \simeq 0.19$ T/ μ_B (unit Bohr magneton) as an average of all possible combinations for Pr and La ions. The comparison of the above estimation with the observed magnitude of $\langle H_e^2 \rangle^{1/2}$ (~ 0.47 mT) implies that the Pr^{3+} ions have a magnetic moment

$$|\mu_{\text{Pr}}| = \frac{\langle H_e^2 \rangle^{1/2}}{\overline{A}_{xy}^{\text{Pr}}} \simeq 2.4 \times 10^{-3} \mu_B \quad (0.2)$$

under zero external field. This is more than by an order of magnitude smaller than that observed in the AF phase of Pr_2CuO_4 where $|\mu_{\text{Pr}}| = 0.08 \mu_B$.¹²⁾

The Pr^{3+} free-ion 3H_4 state multiplet has ninefold degeneracy, which splits into five singlets ($2\Gamma_1, \Gamma_2, \Gamma_3, \Gamma_4$) and two magnetic doublets ($2\Gamma_5$) under the tetragonal C_{4v} symmetry of PLCCO. Although we do not have direct information on the Pr^{3+} ions in PLCCO at this stage, there are several literatures on the crystal field effects in Pr_2CuO_4 and PCCO studied by inelastic neutron scattering^{13,14)} and Raman scattering,^{15,16)} where the first excited state is reported to be a Γ_5 doublet which is separated from a singlet (either Γ_3 or Γ_4) ground state by 18 meV. Considering the nearly identical T' structure, this situation can be presumed to be the case also for the Pr^{3+} ions in PLCCO. Then, the observed weak magnetic moment can be attributed to the small mix-

ing of Γ_5 state with the singlet ground state, whereas the moment is considerably enhanced in the AF phase of Pr_2CuO_4 due to the Van Vleck magnetism.

Interestingly, it happens that the muon spin relaxation rate in NCCO ($x = 0.15$) exhibits a similar tendency of gradual increase with decreasing temperature except below ~ 2 K where a steep increase sets in.¹¹⁾ Assuming that the Nd moments are quasi-static below 2 K, the observed relaxation rate ($> 1 \mu\text{s}^{-1}$) suggests that the Nd^{3+} ions have a moment considerably larger than that of Pr^{3+} . In both cases, since the sample crystal is a good superconductor as inferred from the large fraction of Meissener diamagnetism, we can conclude that the magnetic moments of the rare earth ions do not directly interfere the superconductivity on the CuO_2 planes.

Given that the weak random magnetism is entirely due to Pr^{3+} ions in $\text{Pr}_{0.89}\text{LaCe}_{0.11}\text{CuO}_{4+\alpha-\delta}$, it also means that there is no appreciable contribution of copper spins, if at all, over the entire region of δ (except below ~ 2 K in the specimen with $\delta = 0.03$). According to the earlier neutron diffraction study, the Cu^{2+} spins have a moment $\simeq 0.4\mu_B$ in Pr_2CuO_4 ,¹²⁾ in which muons feel an internal field of ~ 27 mT.³⁾ Assuming the same site for muons as discussed previously, the calculated dipolar tensor for the Cu^{2+} ions yields $\overline{A}_{xy}^{\text{Cu}} \simeq 50.2$ mT/ μ_B and thus qualitatively consistent with the earlier result of μSR . Since PLCCO is nearly isostructural to Pr_2CuO_4 , these estimations indicate that the present measurement must be sensitive to the presence of quasi-static copper spins in the order of $10^{-2}\mu_B$. Taking the contribution of nuclear dipolar fields ($\Lambda \simeq 0.1 \mu\text{s}^{-1}$) as a limiting background, we can place an upper bound for the quasi-static copper moment;

$$|\mu_{\text{Cu}}|_{\text{static}} < 0.015\mu_B. \quad (0.3)$$

It must be noted, however, that this does not exclude the presence of copper moments which are fluctuating with a time scale shorter than that susceptible to μSR ($< 10^{-9}$ s).

Finally, we discuss the chemistry of oxygen depletion in the present PLCCO system. As shown in Fig. 1, the Meissener effect is at its maximum when $\delta = 0.04 \sim 0.06$, which is in good agreement with the amount of excess oxygen ($\alpha \simeq 0.04$). When the oxygen depletion proceeds, the superconducting property is rapidly deteriorated as indicated by the marked decrease of both Meissener fraction and T_c . This observation strongly suggests that the optimal superconductivity is realized when oxygen atoms are in the stoichiometric composition, $\text{Pr}_{2-x}\text{LaCe}_x\text{CuO}_4$. It is likely that as-grown crystals always have some excess oxygen atoms at the apical sites, which serves as defect centers giving rise to carrier compensation. While the removal of the excess oxygen improve the superconducting property of PLCCO, it seems that further removal of oxygen erodes the CuO_2 planes, leading to the rapid deterioration of superconductivity.

In summary, we have demonstrated that, while the bulk superconducting property of single crystalline $\text{Pr}_{0.89}\text{LaCe}_{0.11}\text{CuO}_{4+\alpha-\delta}$ ($\alpha \simeq 0.04$) exhibits a considerable dependence on the oxygen depletion δ over the

region studied ($0.03 \leq \delta \leq 0.12$), the magnetic ground state probed by μSR which is characterized by a weak random magnetism, is least dependent on δ . The muon Knight shift strongly suggests that the random magnetism is due to a small magnetic moment of Pr^{3+} ions induced by the mixing of an excited state under crystal electric field. Based on these observations, a consistent microscopic view of the oxygen depletion has been provided by the present study.

We would like to thank the staff of TRIUMF for their technical support during the experiment. We also appreciate discussion with T. Uefuji on the earlier result of NCCO. This work was partially supported by a Grant-in-Aid for Scientific Research on Priority Areas and a Grant-in-Aid for Creative Scientific Research from the Ministry of Education, Culture, Sports, Science and Technology of Japan.

- 1) Y. Tokura, H. Takagi, and S. Uchida: Nature **337** (1989) 345.
- 2) H. Takagi, S. Uchida, and Y. Tokura: Phys. Rev. Lett. **62** (1989) 1197.
- 3) G. M. Luke, B. J. Sterlieb, Y. J. Uemura, J. H. Brewer, R. Kadono, R. F. Kiefl, S. R. Kreitzman, T. M. Riseman, A. W. Sleight, M. A. Subramanian, S. Uchida, H. Takagi, and Y. Tokura: Nature **338** (1989) 49.
- 4) M. Fujita, T. Kubo, S. Kuroshima, T. Uefuji, K. Kawashima, K. Yamada, I. Watanabe, and K. Nagamine: Phys. Rev. B **67** (2003) 014514.
- 5) K. Isawa, M. Nagano, M. Fujita, K. Yamada: Physica C **378-381** (2002) 142.
- 6) J. Akimitsu, S. Suzuki, M. Watanabe, and H. Sawa: Jpn. J. Appl. Phys. **27** (1988) L1859.
- 7) H. Sawa, S. Suzuki, M. Watanabe, J. Akimitsu, H. Matsubara, H. Watabe, S. Uchida, K. Kokusho, H. Asano, F. Izumi, and E. Takayama-Muromachi: Nature **337** (1989) 347.
- 8) K. Kurahashi, H. Matsushita, M. Fujita, and K. Yamada: J. Phys. Soc. Jpn. **71** (2002) 910.
- 9) S. Kuroshima, M. Fujita, and K. Yamada: to appear in Physica C.
- 10) J. E. Sonier *et. al.*, unpublished.
- 11) G. M. Luke, Y. Fudamoto, K. Kojima, M. Larkin, J. Merrin, B. Nachumi, Y. J. Uemura, J. E. Sonier, T. Ito, K. Oka, M. de Andrade, M. B. Maple, and S. Uchida: Physica C **282-287** (1997) 1465.
- 12) M. Matsuda, K. Yamada, K. Kakurai, H. Kadowaki, T. R. Turston, Y. Endoh, Y. Hidaka, R. J. Birgeneau, M. A. Kastner, P. M. Gehring, A. H. Moudden, and G. Shirane: Phys. Rev. B **42** (1990) 10098.
- 13) A. T. Boothroyd, S. M. Doyle, D. McK. Paul, and R. Osborn: Phys. Rev. B **45** (1992) 10075.
- 14) C.-K. Loong and L. Soderholm: Phys. Rev. B **48** (1993) 14001.
- 15) J. A. Sanjurjo, G. B. Martins, P. G. Pagliuso, E. Granado, I. Torriani, C. Rettori, S. Oseroff, and Z. Fisk: Phys. Rev. B **51** (1995) 1185.
- 16) S. Jandl, T. Strach, T. Ruf, M. Cardona, V. Nekvasil, M. Iliev, D. I. Zhigunov, S. N. Barilo, and S. V. Shiryaev: Phys. Rev. B **56** (1997) 5049.

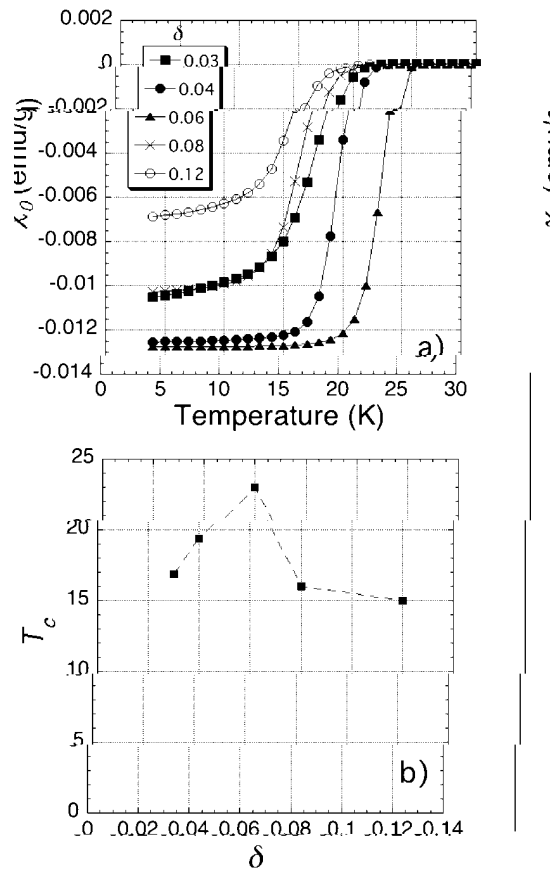


Fig. 1. a) Temperature dependence of the magnetic susceptibility χ_0 in $\text{Pr}_{0.89}\text{LaCe}_{0.11}\text{CuO}_{4+\alpha-\delta}$, where $\chi_0 \simeq 0.013$ emu/g corresponds to $1/4\pi$ (fractional yield of 100 % for the Meissner effect). b) Superconducting transition temperature T_c vs degree of oxygen depletion δ , where T_c is defined as a midpoint of the Meissner fraction.

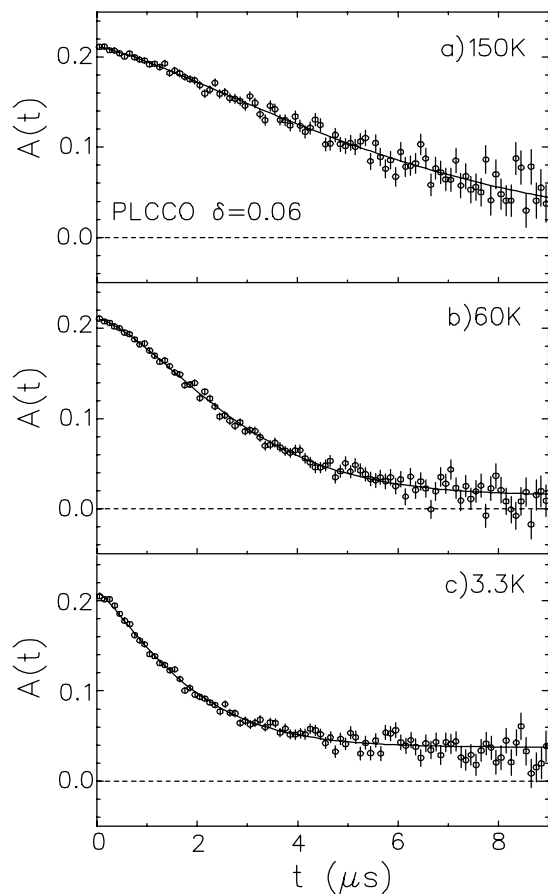


Fig. 2. ZF- μ SR time spectra observed in $\text{Pr}_{0.89}\text{LaCe}_{0.11}\text{CuO}_{4+\alpha-\delta}$ with $\delta = 0.06$. An exponential depolarization gradually takes over the Gaussian damping due to random local fields from nuclear magnetic moments. Those in other samples are quite similar to these examples.

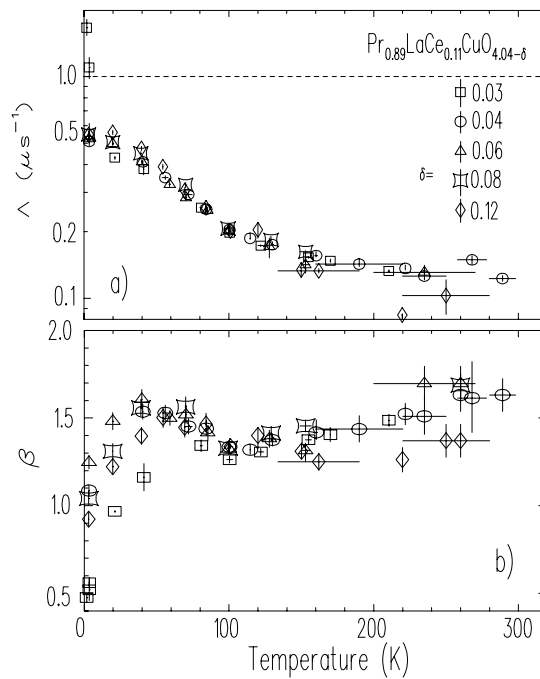


Fig. 3. Temperature dependence of muon spin relaxation rate Λ (a) and associated power β (b) under zero external field observed in $\text{Pr}_{0.89}\text{LaCe}_{0.11}\text{CuO}_{4+\alpha-\delta}$. A steep increase of Λ is seen only in the specimen with $\delta = 0.03$ below ~ 2 K.

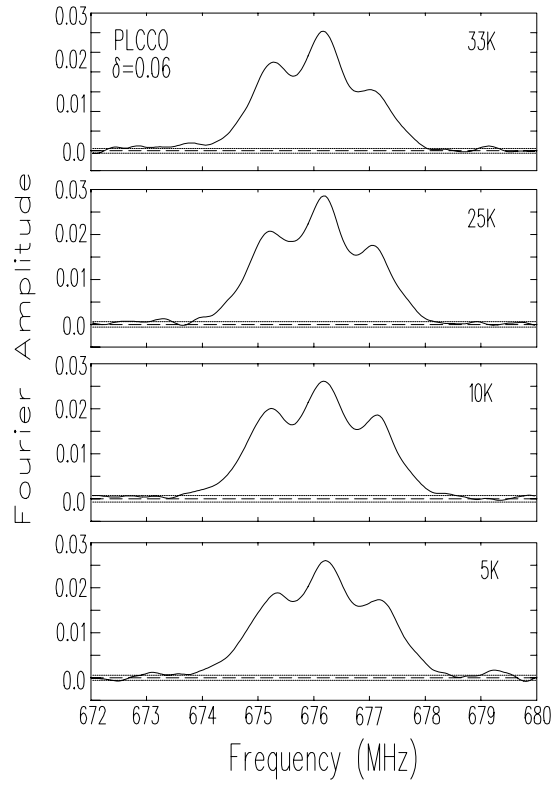


Fig. 4. Fast Fourier transform of μ SR time spectra measured under a transverse field of 5 T in $\text{Pr}_{0.89}\text{LaCe}_{0.11}\text{CuO}_{4+\alpha-\delta}$ with $\delta = 0.06$. The peak at the highest frequency (~ 677.2 MHz) corresponds to the component with null Knight shift.