

Rung-singlet charge-ordering in α' - NaV_2O_5

R.T. Clay^{1,2} and S. Mazumdar³

¹*Department of Physics and Astronomy, Mississippi State University, Mississippi State, MS 39762-5167*

²*ERC Center for Computational Science, Mississippi State University, Mississippi State, MS 39762-9627*

³*Department of Physics, University of Arizona, Tucson, AZ 85721*

(Dated: November 15, 2018)

We show that the proposed zig-zag charge-ordering model for α' - NaV_2O_5 is incompatible with a single transition that induces both charge-ordering and spin gap. We introduce a two-band model for α' - NaV_2O_5 within which the simultaneous charge-spin order transition is driven principally by electron-phonon interactions. The spin gap is due to the formation of local dimers, thus explaining the weak magnetic effect on this transition.

PACS numbers: 71.30.+h, 71.45.Lr, 75.10-b

α' - NaV_2O_5 has attracted considerable attention because of a peculiar insulator-insulator transition at $T_c = 34$ K with the *simultaneous* appearance of charge-ordering (CO) and spin gap (SG)¹. The material consists of V-O ladders coupled through direct V-V bonds, with the V-O layers separated by layers of Na^+ ions. The average number of d-electrons per V-ion is 1/2. The insulating behavior above T_c is understood if each V-O-V rung containing one d-electron is considered a “site” within a Mott-Hubbard picture. The SG transition to a nonmagnetic insulator¹ was originally explained within a “chain model”², which assumes CO into alternate V^{4+} and V^{5+} chains at $T > T_c$, and spin-Peierls (SP) transition in the V^{4+} chains at $T < T_c$. NMR demonstrations of only one kind of V-ions³ at $T > T_c$ precludes this model. Inequivalent V-ions are, however, found for $T \leq T_c$.

Subsequently, there have been a number of theoretical discussions of the low T state of α' - NaV_2O_5 ^{4,5,6,7,8,9,10}, also based on the one-band V-only picture. Several of these recent theories predict the so-called “zig-zag” CO (see Fig. 1)^{4,8}, which is driven by the Coulomb repulsion between electrons occupying neighboring V ions within an extended Hubbard model,

$$H = - \sum_{\langle ij \rangle, \sigma} t_{ij} (d_{i\sigma}^\dagger d_{j\sigma} + d_{j\sigma}^\dagger d_{i\sigma}) \quad (1)$$

$$+ U_0 \sum_i n_{i\uparrow}^d n_{i\downarrow}^d + U_1 \sum_{\langle ij \rangle} n_i^d n_j^d$$

In the above, $d_{i\sigma}^\dagger$ creates an electron with spin σ on a V d-orbital, $n_{i\sigma}^d = d_{i\sigma}^\dagger d_{i\sigma}$, $n_i^d = n_{i\uparrow}^d + n_{i\downarrow}^d$, and $\langle ij \rangle$ implies nearest-neighbor V-ions. The hopping integrals t_{ij} will be denoted by t_\perp , t_\parallel and t_{ab} for rung, leg and interladder V-V bonds, respectively. For $U_0, U_1 \gg |t_{ij}|$, the ground state is the zig-zag CO of Fig. 1. The origin of the SG is not clear, and different theories have proposed different bond distortions that generate the SG^{4,8,9}.

Experimentally, X-ray diffraction studies agree that below T_c there occurs a superlattice with $2a \times 2b \times 4c$ supercell. The period doublings along a and b directions and the quadruplings along the c direction must originate

from lattice displacements. Anomalous X-ray scattering experiments have confirmed CO, and have also claimed to have detected the zig-zag CO^{11,12}, although other X-ray analysis have suggested that the ordering occurs only on alternate ladders¹³. Importantly, the relationship between the SG and the CO is not obvious from these studies, and there is no consensus on the pattern of bond distortions leading to the SG. Many experimental investigations have focused on proving that the zig-zag CO is more appropriate than the chain model, an approach that misses the possibility of a third different CO. Optical measurements indicate a strong role of phonons in the CO-SG transition¹⁴. Magnetic measurements have shown that (a) the spin gap $2\Delta_s$ is nearly twice that predicted from the BCS relation $2\Delta_s = 3.5T_c$ ¹⁵, and (b) the effect of magnetic fields on T_c is much weaker than that expected for a simple SP transition¹⁶.

There are two objectives of the present Letter. First, combining recent theoretical results for 1/4-filled band systems^{17,18} and exact diagonalization studies we have performed for finite two-dimensional (2D) clusters we show that Eq. (1) necessarily predicts *distinct* CO and SG transitions. Second, we present a *two-band* model for α' - NaV_2O_5 within which a single co-operative CO-SG transition is explained naturally. Specifically, we show that within the two-band model incorporating both electron-electron (e-e) and electron-phonon (e-ph) interactions, V-O-V ladder rungs are alternately electron-rich and electron-poor (see Fig. 2). The SG is a direct consequence of the CO, and is due to the formation of *local singlets* on the electron-rich rung V-O-V bonds. We point out that there is no contradiction between this picture and the Mott-Hubbard description of the $T > T_c$ state. Local dimers, emphasized in several recent theories of correlated electrons^{17,19}, were also discussed in earlier bipolaron theories of Ti and V-oxides²⁰ and provide a new paradigm for SG in 2D systems.

The fundamental problem with Eq. (1) is that CO driven by the *spin-independent* interaction U_1 should have occurred at higher T where the free energy is dominated by high-spin excitations, and the SG transition should have occurred *within the CO phase* at lower T. This has also been recognized by other investigators^{9,10}.

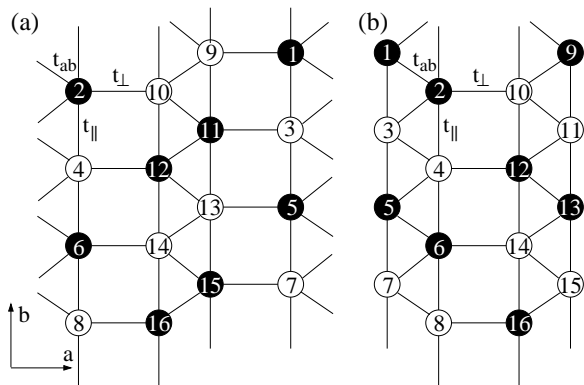


FIG. 1: Schematics of the proposed zig-zag CO. Black and white circles correspond to V^{4+} and V^{5+} , respectively. (a) Two ladders, periodic boundary conditions along \hat{a} and \hat{b} . (b) Single ladder with two neighboring chains, open boundary conditions along \hat{a} .

Recent numerical work¹⁸ for the single ladder has shown that for the zig-zag CO to occur, U_1 must be greater than a critical value $U_{1c} \geq 2|t_{\parallel}|$, as in one dimension (1D). The magnitude of U_{1c} increases as U_0 decreases from infinity¹⁸, exactly as in 1D¹⁷. This result, taken together with the known result that the ferromagnetic state with total spin $S = S_{max}$ is described by the $U_0 \rightarrow \infty$ limit of Eq. (1), implies that $U_{1c}(S = S_{max}) < U_{1c}(S = 0)$. Hence if $U_1 > U_{1c}$ in $\alpha' - \text{NaV}_2\text{O}_5$, CO should occur at temperatures comparable to the energy of the ferromagnetic state, while the SG would occur only at lower T where singlet formation takes place.

An alternate scenario, not considered previously, is that $U_1 < U_{1c}$ in $\alpha' - \text{NaV}_2\text{O}_5$ and the CO-SG transition is driven by a co-operative lattice distortion. The SP transition in 1D 1/4-filled band systems with $U_1 < U_{1c}$, for example, is accompanied by a CO, and has been referred to as a bond-charge density wave¹⁷. There are two ways lattice-driven SG transition and zig-zag CO can occur in $\alpha' - \text{NaV}_2\text{O}_5$: (i) SP transitions involving the zig-zag bonds of single ladders, or (ii) bond distortions that involve the entire multiple-ladder system. We postpone the discussion of (i) until after we have presented the two-band model, when we discuss why this transition is not possible. The co-operative nature of the zig-zag CO and bond distortions in the multiple-ladder systems has been discussed before⁸, albeit from a different perspective. First, the difference in the site occupancies can drive period 4 bond distortions among the interladder bonds^{4,9}. Next, consider nearest neighbor electron hops along the legs of the ladders in Fig. 1. In addition to the direct hops, there occur “indirect hops” between them that involve a V-ion of the neighboring ladder. Since the indirect hops involve either a charge-rich ion or a charge-poor ion of the neighboring ladder, consecutive leg bonds become inequivalent upon CO formation. Similarly, inequivalent leg bonds can drive a dimerization of the intraladder zig-zag bonds in the lattice of Fig. 1(b)⁸. Note

TABLE I: Exact bond orders for the 16-site lattices in Fig. 1. All entries are for lattice of Fig. 1(a) except the zig-zag bonds labeled with *, which are for lattice of Fig. 1(b).

Bond	$S_z=0$		$S_z=4$	
	$t_{ab} = .05\text{eV}$ $\Delta n=0.238$	$t_{ab} = .1\text{eV}$ $\Delta n=0.191$	$t_{ab} = .05\text{eV}$ $\Delta n=0.391$	$t_{ab} = .1\text{eV}$ $\Delta n=0.368$
$B_{1,2}$	0.0280	0.1425	0.0169	0.0188
$B_{2,3}$	0.0275	0.1244	0.0472	0.0869
$B_{3,4}$	0.0261	0.1187	0.0168	0.0178
$B_{4,5}$	0.0275	0.1244	0.0471	0.0869
$B_{2,4}$	0.1795	0.1893	0.0807	0.1054
$B_{4,6}$	0.1800	0.1958	0.0780	0.0934
$B_{2,12}^*$	0.1731	0.1916	0.0917	0.0921
$B_{12,6}^*$	0.1546	0.0251	0.0849	0.0632

that the coupled CO-bond distortion necessarily implies that these arguments can be reversed, and bond distortions can be considered to drive the CO¹⁷.

The tendency to bond distortions is measured within electronic models from calculations of the bond orders¹⁷, defined as,

$$B_{i,j} = \sum_{\sigma} \langle d_{i\sigma}^{\dagger} d_{j\sigma} + d_{j\sigma}^{\dagger} d_{i\sigma} \rangle. \quad (2)$$

Differences in the bond orders corresponding to equivalent bonds indicate *spontaneous* distortions that would occur for 0^+ e-ph coupling¹⁷. In Fig. 1 we show the finite lattices for which we have done exact diagonalization studies. CO is achieved in our finite cluster calculations by adding a site-energy term $\sum_i \epsilon_i^d n_i^d$ to Eq. (1), where ϵ_i^d is negative (positive) for the charge-rich (charge-poor) V-ions of Fig. 1, and can originate from e-ph coupling⁹. Our calculations are for²¹ $U_0 = 1 - 4$ eV, $t_{\perp} = 0.35$ eV, $t_{\parallel} = 0.15$ eV and $t_{ab} = 0.05 - 0.2$ eV, and $0 \leq U_1 \leq 0.5$ eV. Since the CO and bond order differences are driven by the site energies in our calculations, our results are qualitatively the same for both $U_1 = 0$ and $U_1 \neq 0$, and we report the results for $U_1 = 0$ only. In Table I we present the results for $U_0 = 3$ eV and $|\epsilon_i^d| = 0.1$ eV for two values of t_{ab} . For both values of t_{ab} there occur period 4 bond distortions along the interladder bonds and period 2 distortions of the ladder leg bonds in the $S = 0$ state. In addition there occur period 2 bond distortions along the zig-zag bonds for the lattice of Fig. 1(b). As mentioned above and discussed extensively in reference 17, it is not necessary that the CO drives the lattice distortion. Rather, the bond distortions of Table I can also drive a zig-zag CO.

To investigate one versus two transitions, we have studied total spin $S = S_{max} = 4$ and these results are also reported in Table I. It is seen that the tendency to bond distortion is probably even stronger in $S = S_{max}$ than in $S = 0$. Note in particular that the difference in the charge densities between the charge-rich and the charge-poor

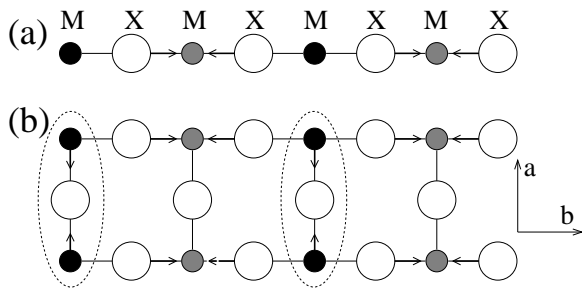


FIG. 2: Two-band models for (a) MX chains, (b) single ladder of α' - NaV_2O_5 . In (b) the large (small) circles correspond to O(V)-ions. Occupancy by electrons is larger (smaller) in the black (gray) smaller circles in both (a) and (b). Singlet formation occurs on the electron-rich rungs in (b).

sites, Δn , is larger in the $S = S_{max}$ state. We have performed similar calculations also for the case of CO on alternate ladders¹³. Once again, Δn and the bond distortions are larger in the ferromagnetic state than in the singlet state. There is therefore no reason for the coupled CO-bond distortion to occur only in the $S = 0$ state. We therefore conclude that even with nonzero e-ph coupling the zig-zag CO does not explain the observed CO-SG transition in α' - NaV_2O_5 . This is understandable: *exactly as there are two chains per ladder, there are two possible zig-zag CO patterns, and there is no fundamental difference between the chain and zig-zag models, except that a short range U_1 instead of long range Madelung interaction has been invoked to stabilize one zig-zag CO over the other*^{4,8}.

We now show that a different CO pattern emerges when we include the O^{2-} ions. The most natural two-band model for α' - NaV_2O_5 is the 2D extension of the Hamiltonian that has been successfully used to describe 1D transition metal-halogen (M-X) chains²²,

$$\begin{aligned}
 H = & \sum_{\langle ij \rangle, \mu, \sigma} [-t_{1,2} + \alpha \Delta_{j\mu, i\mu}] (d_{i\mu\sigma}^\dagger p_{j\mu\sigma} + h.c.) \quad (3) \\
 & + \sum_{\langle j'ij' \rangle, \mu, \sigma} [\epsilon_{i\mu} - \beta(u_{j'\mu} - u_{j\mu})] n_{i\mu} + \frac{K}{2} \sum_{\langle ij \rangle, \mu} \Delta_{j\mu, i\mu}^2 \\
 & - t_{ab} \sum_{\langle \mu\mu' \rangle, \langle ij \rangle, \sigma} (d_{i\mu\sigma}^\dagger d_{j\mu'\sigma} + h.c.) + U_0 \sum_i n_{i\uparrow}^d n_{i\downarrow}^d
 \end{aligned}$$

In the above, i, j can be both V and O; $d_{i\mu\sigma}^\dagger$ and $p_{i\mu\sigma}^\dagger$ create electrons in V d-orbitals and O p-orbitals, respectively; μ is the ladder index; $\langle j'ij' \rangle$ implies consecutive sites in any direction, and $\langle \mu\mu' \rangle$ implies neighboring ladders. The V-O hopping integrals t_1 and t_2 are along the ladder legs and rungs, respectively, and ϵ_i are the site energies ($\epsilon_V = +\epsilon$, $\epsilon_O = -\epsilon$); $u_{i\mu}$ are the displacements of the V or O ions from their equilibrium positions and $\Delta_{j\mu, i\mu} = u_{i\mu} - u_{j\mu}$, α and β are the intersite and on-site e-ph coupling constants, and K is the spring constant. For simplicity we have chosen α , β and K to be same for leg and rung bonds. The number operator $n_{i\mu}$ corresponds to both V and O. We have included the on-

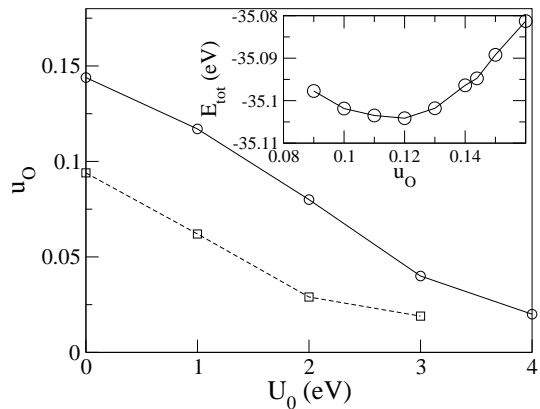


FIG. 3: The amplitude of the ladder-leg O-ion distortion versus the Hubbard repulsion for V-ions for electron-phonon coupling constants $\lambda_\alpha = \alpha^2/Kt_1 = 0.44$, $\lambda_\beta = \beta^2/Kt_1 = 0.11$ (solid curve) and $\lambda_\alpha = 0.28$ $\lambda_\beta = 0.07$ (dashed curve). Inset shows the behavior for $U_0 = 1$ eV

site Coulomb interaction only for V. Because of the large negative site energy for O, the Hubbard interaction for O-ions makes little difference in the final results. We have not explicitly included intersite Coulomb interactions, the effects of which we discuss later.

We have calculated self-consistent solutions to the $U_0 = 0$ limit of Eq. (2) for both single ladders and coupled multiple-ladder systems, with periodic boundary conditions along a and b directions for systems up to 320 atoms. Typical parameters were $t_1 = 0.9$ eV, $t_2 = 1.3$ eV, and ϵ_V (ϵ_O) = 2.5 eV (-2.5 eV), which were derived from reference 21. Stable solutions for $\beta = 0^+$ correspond to breathing mode distortions of the O-ions shown in Fig. 2(b) for the single ladder, leading to (i) inequivalent charges on the V-ions on consecutive ladder rungs, (ii) shorter V-O-V bonds on the rungs containing nominally V^{4+} ions, and (iii) period doubling along the b direction. As there are two possible phases between adjacent ladders, period doubling in the a direction is possible as well⁹. As indicated in Fig. 2(a), there is a one-to-one correspondence between the distortions in the V-O ladders and the M-X chains²². Each ladder rung is analogous to a single M-site, with internal structure that leads to on-rung bond distortion. There also emerges a strong reason to ignore the SP transition involving the zig-zag bonds within the single ladder (see above). The distortion in Fig. 2(b) corresponds to alternating leg O-O distances and inequivalent V charges; the SP distortion of the intraladder zig-zag V-bonds requires alternating leg V-V distances and nominally O^{1-} and O^{3-} anions. The impossibility of obtaining O^{3-} prevents this particular distortion. This result is identical to the observation that M-M distances are uniform within the two-band model for M-X chains²².

The above two-band $U_0 = 0$ calculation is significant, as the shorter bonds on the rungs containing the charge-rich V-ions suggest singlet formation. CO and

SG therefore occur simultaneously within this model. The $U_0 = 0$ model is, however, unsuitable for the insulating state observed at $T > T_c$. A correct description of α' - NaV_2O_5 then requires nonzero but small U_0 within Eq. (3). Specifically, U_0 should be large enough that the Mott–Hubbard picture for insulating behavior for $T > T_c$ is qualitatively valid, and small enough that the rung-based CO is not precluded. Note that the repulsion between two electrons on the same rung bond is an *effective* Hubbard interaction U_{eff} that is much smaller than the bare U_0 , while for small t_{ab} , the effectively 1D $1/2$ -filled band ladder is insulating for all U_{eff} . For our model to be valid there must exist a range of U_0 over which the distortion of Fig. 2 is nonvanishing and its amplitude decreases slowly.

We have calculated the O-ion distortion $|u_O|$ for nonzero U_0 within Eq. (3) for the single ladder with 4 rungs, using the constrained path quantum Monte Carlo technique²³. We retain the leg O-ions, but consider only effective V–V bonds on the rungs, as the rung oxygens play a weak role in the CO and influence only the intrarung distortion. For different α , β and K , we calculate the distortion $|u_O|$ at which the energy minimum occurs for each U_0 (see insert, Fig. 3). The overall results for two different sets of e–ph coupling constants are shown in Fig. 3. As expected, $|u_O|$ depends strongly on α and β , and also decreases with U_0 . Significantly though, while the decrease in $|u_O|$ is moderately rapid at small U_0 , the decrease is rather slow for $U_0 \geq 2$ eV. This behavior is a signature of the persistence of the rung-based CO for realistic $U_0 \simeq 3 - 4$ eV.

A strong test of the rung-based CO model involves demonstrating the co-operative nature of the CO–SG transition. The calculated Δn and bond distortions in Table I for the zig–zag CO are larger for $S = S_{max}$ than for $S = 0$. We have done the same one–band calculation also for the rung distortion, for the lattice of Fig. 1(b), and for isolated 6 and 8 rung ladders. The model Hamiltonian is again the Hubbard Hamiltonian (Eq. 1 with $U_1 = 0$) including the site–energy term $\sum_i \epsilon_i^d n_i^d$, but now the ϵ_i^d are equal for V–ions on the same rung, and alternate in sign for consecutive rungs. The results are identical in all cases, viz., (i) bond orders are larger on rungs with larger charge density in the $S = 0$ state, and (ii) the CO and bond distortion is absent in $S = S_{max}$. For the same U_0 and ϵ_i^d as in Table I, for example, $\Delta n \simeq 0.1$ and $\Delta B_{ij} \simeq 0.05$ in the $S = 0$ state of the single ladder with 8 rungs, while both Δn and ΔB_{ij} are $\simeq 0$ in the ferromagnetic state. *In contrast to the zig–zag model therefore, there occurs a single insulator–insulator transition*

involving both charge and spin within the rung distortion picture. While the zig–zag CO could be obtained in a two–band model with oxygen breathing distortions out of phase on the ladder legs⁸, this would still give distinct CO and SG transitions.

We now discuss the role of intersite Coulomb interactions, which were ignored in Eq. 3. Intersite V–O Coulomb interactions have a weak effect on the CO–SG transition, as might be expected. We have already argued that the V–V Coulomb interaction is smaller than the critical value necessary to promote the zig–zag CO. On the other hand, the second neighbor V–V interaction, ignored in Eq. 1, strongly destabilizes the zig–zag CO and promotes the rung CO. There exists therefore a wide range of parameters for which the rung-based CO dominates over the zig–zag CO.

In summary, we have shown that the zig–zag CO is not compatible with a single CO–SG transition in α' - NaV_2O_5 , and have proposed a two–band model for this system within which a co-operative transition involving both charge and spin is driven by breathing mode vibrations. Strong d–p hybridization exceeding the energy scale of U_0 in V-oxides has been suggested by Zimmermann et al., based on photoemission studies²⁴. Interestingly, the bond-order structure proposed in ref. 6 (see Fig. 4) is consistent with rung ordering. Our theory is consistent with the observed strong phonon effects¹⁴, while local tightly bound singlet dimers would be in agreement with the observed weak effect of magnetic field on the CO–SG transition¹⁶. Careful reexaminations of the X-ray data are called for. As mentioned already, many of these experiments were carried out to distinguish between the chain and zig–zag CO’s, which are the only CO patterns possible within the one–band model. Our results demonstrate that the tendency to form local dimers is particularly strong at or near $1/4$ -filling of the band^{17,20}. Local dimer formation provides a new mechanism for SG transitions beyond the more common mechanisms involving SP dimerizations in 1D and spin frustrations, and it has even been suggested that local dimers may be relevant in the context of superconductivity in correlated electron systems^{17,19}. It is highly interesting in this context that (a) in superconducting β - $\text{Na}_{0.33}\text{V}_2\text{O}_5$ there occur crystallographically three different kinds of V–ions, with perhaps one class of V–band $1/4$ -filled²⁵, and (b) the same bandfilling characterizes organic superconductors.

We thank J. T. Gammel, M. V. Mostovoy, J. L. Musfeldt and A. Painelli for useful discussions. Work at Arizona was partially supported by the NSF.

¹ M. Isobe and Y. Ueda, J. Phys. Soc. Jpn. **65**, 1178 (1996).

² P. A. Carpy and J. Galy, Acta Cryst. Sect. B **31**, 1481 (1975).

³ T. Ohama et al., Phys. Rev. B **59**, 3299 (1999).

⁴ H. Seo and H. Fukuyama, J. Phys. Soc. Jpn. **67**, 2602

(1998).

⁵ P. Horsch and F. Mack, Eur. Phys. J. B **5**, 367 (1998).

⁶ T. Chatterji et al., Solid St. Comm. **108**, 23 (1998).

⁷ C. Gros and R. Valenti, Phys. Rev. Lett. **82**, 976 (1999).

⁸ M. V. Mostovoy and D. I. Khomskii, Solid St. Comm. **113**,

- 159 (2000).
- ⁹ J. Riera and D. Poilblanc, Phys. Rev. B **59**, 2667 (1999).
- ¹⁰ P. Thalmeier and P. Fulde, Europhys. Lett. **44**, 242 (1998).
- ¹¹ H. Nakao et al., Phys. Rev. Lett. **85**, 4349 (2000).
- ¹² S. Grenier et al., Phys. Rev. B **65**, 180101(R) (2002).
- ¹³ J. Lüdecke et al., Phys. Rev. Lett. **82**, 3633 (1999).
- ¹⁴ M. N. Popova et al., Phys. Rev. B **65**, 144303 (2002).
- ¹⁵ Y. Fujii et al., J. Phys. Soc. Jpn. **66**, 326 (1997).
- ¹⁶ P. Fertey et al., Phys. Rev. B **57**, 13698 (1998).
- ¹⁷ R. T. Clay, S. Mazumdar, and D. K. Campbell, Phys. Rev. B **67**, 115121 (2003).
- ¹⁸ M. Vojta, A. Hübsch, and R. M. Noack, Phys. Rev. B **63**, 045105 (2001).
- ¹⁹ S. Sachdev (2003), cond-mat/0211005.
- ²⁰ B. K. Chakraverty, M. J. Sienko, and J. Bonnerot, Phys. Rev. B **17**, 3781 (1978).
- ²¹ H. Smolinski et al., Phys. Rev. Lett. **80**, 5164 (1998).
- ²² S. M. Weber-Milbrodt et al., Phys. Rev. B **45**, 6435 (1992).
- ²³ S. Zhang, J. Carlson, and J. E. Gubernatis, Phys. Rev. Lett. **74**, 3652 (1995).
- ²⁴ R. Zimmermann et al., J. Phys: Condens. Matter **10**, 5697 (1998).
- ²⁵ T. Yamauchi, Y. Ueda, and N. Mori, Phys. Rev. Lett. **89**, 057002 (2002).