

Effects of local oxygen distortions on electronic structures of Na_xCoO_2

Jun Ni¹ and Guang-Ming Zhang²

¹*Department of Physics, Tsinghua University, Beijing 100084, China;*

²*Center for Advanced Study, Tsinghua University, Beijing 100084, China*

(Dated: October 26, 2018)

By using pseudopotential method with local spin density functional approximation, the electronic band structures of Na_xCoO_2 are calculated for $x = 0.25, 0.5, 0.75$, and $x = 1$ in the presence of the structure relaxations. As increasing Na content, the hybridization between cobalt and oxygen orbitals is decreased, and a phase transition is predicted from a wide-band ferromagnetic to a narrow band paramagnetic metals. The itinerant ferromagnetism is strongly suppressed by the local distortions of the oxygens around the cobalts. Moreover, straining the CoO_2 layers corresponding to the hydrated superconductor $\text{Na}_{0.35}\text{CoO}_2 \cdot 1.3\text{H}_2\text{O}$ strongly enhances both the hybridization and ferromagnetism.

PACS numbers: 71.20.-b, 74.25.Jb, 74.70.Ad

Since the discovery of high critical temperature superconductivity in layered copper oxide compounds, the search for layered superconductors without copper atoms has been regarded as an important route to understand the unknown mechanism behind the highest superconducting transition temperatures. Recently, Takada and coworkers [1] have discovered a novel superconductor $\text{Na}_{0.35}\text{CoO}_2 \cdot 1.3\text{H}_2\text{O}$ with $T_c = 5\text{K}$, which is synthesized when a sodium cobalt oxide $\text{Na}_{0.75}\text{CoO}_2$ is hydrated to reduce its sodium content and intercalated with water molecules to further separate the CoO_2 layers. Based on the analogy of its layered transition metal oxide structure, it has been speculated that the displayed superconductivity may be closely related to that of the high T_c cuprates [1, 2]. Along this line, several theoretical analysis [3, 4, 5] have been carried out in terms of resonant valence bond states on a strongly correlated two-dimensional t-J model on triangular lattices.

However, unlike the parent compounds of high T_c cuprates as an antiferromagnetic Mott insulator, the parent compounds Na_xCoO_2 ($x < 1$) have been known for their anomalous large thermoelectric power and low electronic resistivity [6]. Na_xCoO_2 consists of a two-dimensional triangular lattice of cobalt ions formed by a network of edge-sharing CoO_6 octahedra, separated by layers of sodium ions. Band structure calculations using a general potential linearized augmented plane wave method [7] for $\text{Na}_{0.5}\text{CoO}_2$ indicates that it is a ferromagnetic half metal with little hybridization between the oxygen and cobalt orbitals, while no distinct magnetic ordering has been observed experimentally [6, 8]. But for the samples of $\text{Na}_{0.75}\text{CoO}_2$, a magnetic phase transition associated with the antiferromagnetic interactions has been confirmed below $T = 22\text{K}$, being accompanied by a specific heat jump, a small magnetization, and a kink in the temperature dependence of the resistivity [10, 11].

Moreover, it has been reported that the crystal structure of the superconducting $\text{Na}_{0.35}\text{CoO}_2 \cdot 1.3\text{H}_2\text{O}$ compound only differs from the parent compound $\text{Na}_{0.75}\text{CoO}_2$ by the intercalation of water molecules to enlarge the CoO_2 layers and to reduce the sodium charges

[1, 9]. It is thus of great interest to scrutinize the electronic band structures of the parent compound Na_xCoO_2 for different sodium contents and to study the electronic structure with a large CoO_2 layers as the same as that of the hydrated compound.

In this paper, by using pseudopotential method with local spin density functional approximation [12, 13, 14], we present the first principles electronic structure calculations on Na_xCoO_2 for different Na content. The electronic structure is found to be highly two dimensional, giving rise to a good metal for $x = 0.25, 0.5, 0.75$ and a semiconductor for $x = 1$. In particular, at $x = 0.25$ it is an itinerant ferromagnetic metal with large hybridization between cobalt and oxygen orbitals. As increasing the Na content, both the ferromagnetism and hybridization are decreasing. When $x = 0.5$, only tiny ferromagnetism is left, and the hybridization vanishes. A phase transition is thus yielded from the wide band ferromagnetic metal to a narrow band paramagnetic metal by changing the Na content. The ferromagnetism is totally absent and a narrow conduction band appears below the Fermi energy when $x = 0.75$. We find that such a strong suppression of the ferromagnetism is mainly originated from the local distortions of the oxygen ions around the cobalt atoms. However, the present treatments for the narrow band paramagnetic state may underestimate the tendency of the material towards local moment formation and possible magnetic ordering. In addition, straining the separation of the CoO_2 layers hypothetically corresponding to the hydrated superconductor $\text{Na}_{0.35}\text{CoO}_2 \cdot 1.3\text{H}_2\text{O}$, we find that both the hybridization and ferromagnetism are enhanced, and the corresponding superconductivity might be associated with a triplet (p-wave) pairing state in the presence of strongly ferromagnetic fluctuations [15, 16], analogous to those in UGe_2 , URhGe , and ZrZn_2 (Ref.[17, 18, 19]).

The crystal structure used in the present numerical calculations is based on the neutron diffraction data reported by Balsys and Davis [20]. Neutron data for $\text{Na}_{0.74}\text{CoO}_2$ shows that it belongs to the hexagonal $\text{P6}_3/\text{mmc}$ space group with lattice parameters $a =$

2.840Å and $c = 10.811\text{\AA}$. There are two CoO_2 sheets per unit cell. The triangles formed by the oxygen ions in the oxygen layers have two directions. We use A and B to represent these two oxygen layers. The oxygen packing in the structure is AABB. The experimental results indicate that the oxygen atoms are at the sites $(1/3, 2/3, \pm 0.088)$. The Na ions are intercalated with a trigonal prismatic site between the octahedral sheets of cobalt oxide. There are two available sites for the sodium ions: $(2/3, 1/3, 1/4)$ and $(0, 0, 1/4)$. The sodium ions occupy these two sites unequally due to the influence of the Co atoms above and below in the second layer. The probability of finding sodium ions at the site $(2/3, 1/3, 1/4)$ being approximately twice that on the other site $(0, 0, 1/4)$ [20].

In order to take into account the different stoichiometry $x = 0.25, 0.5$, and 0.75 , an enlarged unit cell ($2 \times 2 \times 1$) of the crystal structure is introduced. The electronic Kohn-Sham orbitals for the momentum \mathbf{k} -points in the Brillouin zone are expanded in plane waves with a cut-off of 24 Ryd. The PWSCF code [21] is used in the calculations with the ultrasoft pseudopotential [22] and Perdew-Wang exchange correlation potential [14]. Using this method, we can properly treat the atomic relaxations and consider their relations with the electronic structures. We further assume the sodium ion setting on the site $(2/3, 1/3, 1/4)$. In fact, in our framework the position of sodium ions have little effect on the electronic structures, because the role played by sodium ions mainly donates charges to the CoO_2 layers. More importantly, we have performed the structural relaxation to determine the optimized atomic positions. In particular, it is found that there are additional local distortions of the oxygen ions. While the earlier first principle calculations [7, 16] did not consider such local distortions.

During the calculations, we have noticed that the local distortions of the oxygen ions strongly depend on the sodium content. As increasing the Na content, the oxygen distortions are large, and the itinerant ferromagnetism of Na_xCoO_2 is reduced significantly. To describe these local distortions, we define that z_i denotes the heights of the oxygen ions of each layer in their z-direction to the Co layer in the unit of lattice spacing c . All the oxygen layers (A and B) have the same magnitudes of the local distortions. The relaxed positions of the oxygen ions have been evaluated with respect to the sodium content and given in Table 1. We would like to point out that the case with sodium ions on the site $(0, 0, 0)$ has similar relaxations for the oxygen ions.

Table I. The oxygen positions and spin magnetizations per cobalt atom for the unrelaxed (m_u) and relaxed structures (m_r) with respect to the sodium content (x).

x	$z_i(c)$ ($i=1,2,3,4$)	$m_u(\mu_B)$	$m_r(\mu_B)$
$x=0.25$	$z_1=0.0750$; $z_2, z_3, z_4=0.0787$	0.775	0.340
$x=0.5$	$z_1, z_2=0.0826$; $z_3, z_4=0.0773$	0.534	0.018
$x=0.75$	$z_1=0.0861$; $z_2, z_3, z_4=0.0824$	0.263	0
$x=1$	$z_i=0.0921$	0	0

The electronic band structures are displayed in Fig.1

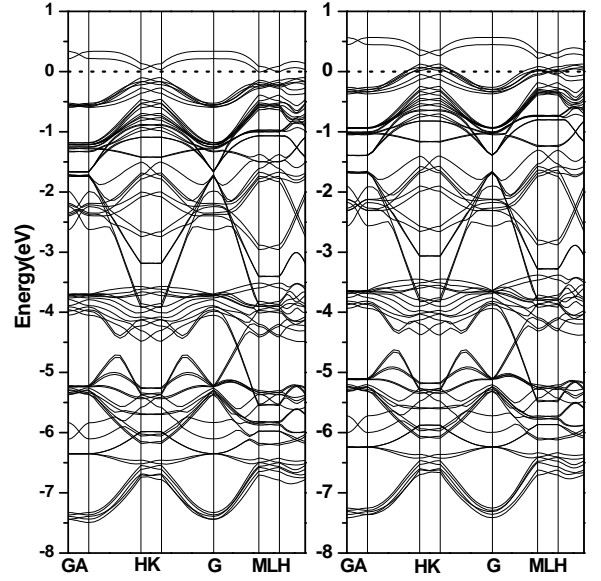


FIG. 1: The electronic band structure for $\text{Na}_{0.25}\text{CoO}_2$. The Fermi energy E_F has been set at zero and denoted by the dotted lines. The left column corresponds to the spin-up electrons and the right column to the spin-down electrons.

and Fig.2 for $x = 0.25$ and $x = 0.75$, respectively. The energy scale is relative to the Fermi energy, and the density of states is in atomic unit $(\text{Ryd})^{-1}$. In Fig.1, the left column corresponds to the spin minority electronic structure, and the right column to the spin majority one. Both the spin minority and majority electronic structures are the same for $\text{Na}_{0.75}\text{CoO}_2$. The spin density of states (DOS) is calculated and delineated in Fig.3 for the Na content $x = 0.25, 0.5, 0.75$, and 1 . It is seen that a ferromagnetic metal with the wide hybridized bands is obtained for $x = 0.25$. For $x = 0.5$, there is a very weak ferromagnetism and little hybridization between the cobalt and oxygen orbitals. Moreover, a paramagnetic metal with a narrow band below the Fermi energy is found for $x = 0.75$. By adding electron charges to the CoO_2 layers, the Fermi energy approaches to the top edge of the conduction band, and the difference between the spin minority and spin majority is decreasing quickly. For the case of $x = 1$, NaCoO_2 becomes a semiconductor, consistent with the earlier experimental result. However, in the earlier density functional calculations *without* the local distortions of oxygen ions [7, 16], a ferromagnetic half metallic state is obtained for all the sodium contents in $x = 0.3, 0.5$, and 0.7 . In fact, we have also reproduced these results within the present calculation scheme.

Moreover, the local spin density functional calculations can also self-consistently determine the spin magnetization of the ferromagnetically ordering state for low Na content ($x \leq 0.5$). In Table 1, the corresponding spin magnetizations per Co atom are given for both unrelaxed and relaxed structures. For $x = 0.5$, our result with the *unrelaxed* oxygen position is $0.534\mu_B$ per cobalt atom.

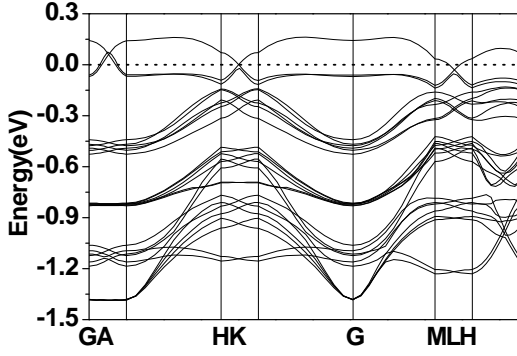


FIG. 2: The electronic band structure for $\text{Na}_{0.75}\text{CoO}_2$. There are no differences between the spin-up and spin-down electrons. The Fermi energy E_F has been set at zero and denoted by the dotted lines.

However, in the *relaxed* structure of material, it is the local oxygen distortions that reduce the spin magnetization to $0.018\mu_B$ per cobalt ion. This result is consistent with the experimental observation [6] and the nominal valence of +3.5 of each cobalt ion in $\text{Na}_{0.5}\text{CoO}_2$. Therefore, it is expected that the material $\text{Na}_{0.5}\text{CoO}_2$ is in the vicinity of the critical sodium content separating the weakly coupling wide band ferromagnetic metal from the strongly coupling narrow band paramagnetic metal. Particularly, the Coulomb interaction in $\text{Na}_{0.75}\text{CoO}_2$ may be larger than the conduction electron bandwidth, and the present spin density functional approximation may not be adequate to considering the possible antiferromagnetic instability.

In order to exhibit the anisotropy of the charge distribution, we also calculate the local density of states (LDOS) at Fermi energy defined by $n(E_F, \mathbf{r}) = \sum_i |\psi_i(\mathbf{r})|^2 \delta(E_F - E_i)$, which can provide some insights into the electron bonding around the individual atoms. The LDOS at the Fermi energy contour maps for the (001) surface are given in Fig.4. For both $\text{Na}_{0.75}\text{CoO}_2$ and $\text{Na}_{0.25}\text{CoO}_2$, Co ions have a spherically symmetric density distribution around each site on the Co layer (Fig.4b and 4e), while their local density distributions change from a down-triangular symmetry below Co layer (Fig. 4a and 4d) to an up-triangular symmetry above Co layer (Fig.4c and 4f). The down- and up-triangles in the lower sodium content have more sharper edges than the higher sodium content, and the oxygen ions with a spherically symmetric distribution have higher density in low sodium content as well. There is a little charge density around Na ions, reflecting that the role of Na atoms is mainly to donate charges to the CoO_2 layer. These results clearly exhibit that a mixed metallic and covalent bonding are associated with the hybridization between the cobalt and oxygen orbitals, and that the compounds are clearly quasi-two dimensional systems.

Finally, to understand the hydration effects of the compounds Na_xCoO_2 ($x < 1$) on the electronic band

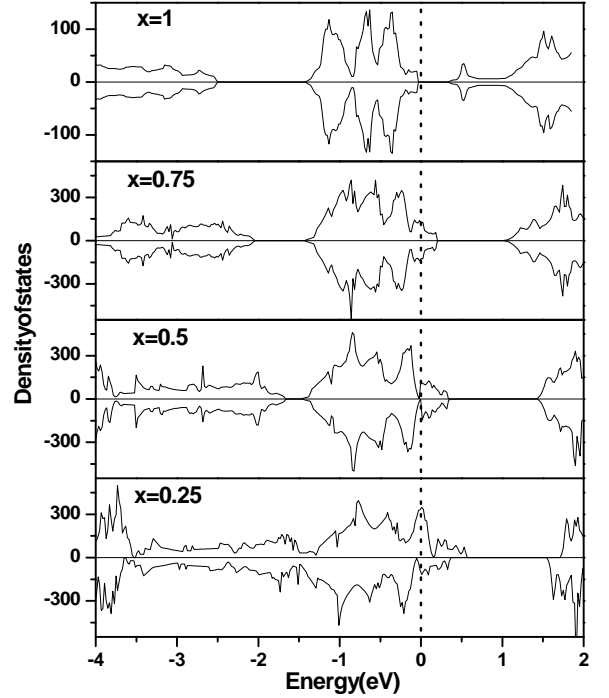


FIG. 3: The density of states of Na_xCoO_2 for the different sodium content with relaxed structure. The density of states is in atomic unit $(\text{Ryd})^{-1}$. The up-spin DOS is shown above the horizontal line and the down-spin below.

FIG. 4: The spatial distributions of the local density of states at the Fermi energy for the (0,0,z) surface in unit of c. For $\text{Na}_{0.75}\text{CoO}_2$, (a) $z = -0.0370$, (b) $z = 0.0$, (c) $z = 0.0462$. For $\text{Na}_{0.25}\text{CoO}_2$, (d) $z = -0.0370$, (e) $z = 0.0$, (f) $z = 0.0462$.

structures and the corresponding superconducting mechanism, we strain the separation of the CoO_2 layers for $\text{Na}_{0.25}\text{CoO}_2$ and $\text{Na}_{0.75}\text{CoO}_2$ without taking into account the water molecules. The corresponding DOS with $c = 3.47\text{\AA}$ are displayed in Fig.5. It is clearly seen that the hybridization between the cobalt and oxygen orbitals are considerably increased and the ferromagnetism prevails even in the high sodium content. $\text{Na}_{0.25}\text{CoO}_2$, for example, the corresponding spin magnetization is increased to $0.785\mu_B$, nearly two times of the corresponding value with normal separation of CoO_2 layers. Thus, an effective one-band model Hamiltonian may exist to describe the obtained electronic structure of this material. Actually, the singularity in the DOS seen in Fig.5 can induce strong quantum ferromagnetic fluctuations, from which an effective attraction among itinerant electrons is generated as the same as the conventional low-temperature superconductors driven by the electron-phonon interaction [23, 24, 25, 26]. The possible mechanism of superconductivity in sodium cobalt oxides may thus originate from

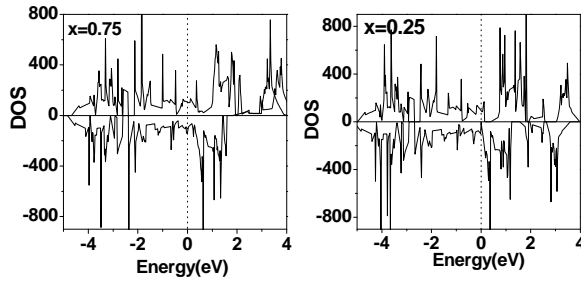


FIG. 5: The density of states for $\text{Na}_{0.75}\text{CoO}_2$ and $\text{Na}_{0.25}\text{CoO}_2$ with the enlarged separation of the CoO_2 layers $c = 3.47\text{\AA}$. The density of states is in atomic unit $(\text{Ryd})^{-1}$. The up-spin DOS is shown above the horizontal line and the down-spin below.

the formation of a triplet (p-wave) electron pairing state. The similar mechanisms have been proposed for the materials UGe_2 , URhGe , and ZrZn_2 (Ref.[17, 18, 19]).

In conclusion, pseudopotential method with local spin density functional approximation is used to calculate the electronic band structures of Na_xCoO_2 ($x = 0.25, 0.5, 0.75$, and 1) with the structure relaxations. By increasing the Na content, both the hybridization between cobalt and oxygen orbitals and the itinerant ferromagnetism are decreased, and a phase transition is predicted from a wide-band ferromagnetic to narrow band paramagnetic metals. It is the local distortions of the oxygen ions that reduces the itinerant ferromagnetism as increasing the sodium content. We also found that straining the CoO_2 layers enhances both the hybridization and ferromagnetism. Whether the superconductivity of $\text{Na}_{0.35}\text{CoO}_2 \cdot 1.3\text{H}_2\text{O}$ is related to a triplet (p-wave) electron pairing is required further investigation.

This research was supported by National Key Program of Basic Research Development of China (Grant No.G2000067107) and the National Natural Science Foundation of China under Grant No.10274036.

-
- [1] K. Takada, *et. al.*, Nature **422**, 53 (2003).
 - [2] H. Sakurai, *et. al.*, cond-mat/0304503.
 - [3] G. Baskara, cond-mat/0303649.
 - [4] B. Kumar and B. S. Shastry, cond-mat/0304210.
 - [5] Q. H. Wang, D. H. Lee, and P. A. Lee, cond-mat/0304377.
 - [6] I. Terasaki, Y. Sasago, and K. Uchinokura, Phys. Rev. B **56**, R12685 (1997).
 - [7] D. J. Singh, Phys. Rev. B **61**, 13397 (2000).
 - [8] Y. Ando, *et. al.*, Phys. Rev. B **60**, 10580 (1999).
 - [9] M. L. Foo, *et. al.*, cond-mat/0304464.
 - [10] T. Motohashi, *et. al.*, Phys. Rev. B **67**, 064406 (2003).
 - [11] J. Sugiyama, *et. al.*, cond-mat/0305272.
 - [12] W. Kohm and L. Sham, Phys. Rev. **140**, A1133 (1965).
 - [13] U. von Barth and L. Hedin, J. Phys. C **5**, 1629 (1972).
 - [14] J. P. Perdew and Y. Wang, Phys. Rev. B **45**, 13244 (1992).
 - [15] A. Tanaka and X. Hu, cond-mat/0304409.
 - [16] D. J. Singh, cond-mat/0304532.
 - [17] S. S. Saxena, *et. al.*, Nature **406**, 587 (2000).
 - [18] D. Aoki, *et. al.*, Nature **413**, 613 (2001).
 - [19] C. Pfleiderer, *et. al.*, Nature **412**, 58 (2001).
 - [20] R. J. Balsys and R. L. Davis, Solid State Ionics **93** 279 (1996).
 - [21] S. Baroni, A. Dal. Corso, S. de Gironcoli, and P. Gian-nozzi, <http://www.pwscf.org>.
 - [22] D. Vanderbilt, Phys. Rev. B **41**, 7892 (1990).
 - [23] K. Machida and T. Ohmi, Phys. Rev. Lett. **86**, 850 (2001).
 - [24] D. Belitz and T. R. Kirkpatrick, Phys. Rev. Lett. **89**, 247202 (2002).
 - [25] R. Roussev and A. J. Millis, Phys. Rev. B **63**, 140504 (2001).
 - [26] G. Santi, *et. al.*, Phys. Rev. Lett. **87**, 247004 (2001).

This figure "figure4.jpg" is available in "jpg" format from:

<http://arxiv.org/ps/cond-mat/0305423v2>