

Phonon thermal conductivity in doped La_2CuO_4 : relevant scattering mechanisms

C. Hess,^{1,*} B. Büchner,² U. Ammerahl,³ and A. Revcolevschi³

¹*Département de Physique de la Matière Condensée, Université de Genève, Genève, Switzerland*

²*Physikalisches Institut, RWTH-Aachen, 52056 Aachen, Germany*

³*Laboratoire de Physico-Chimie, Université Paris-Sud, 91405 Orsay, France*

(Dated: May 22, 2019)

Results of in-plane and out-of-plane thermal conductivity measurements on $\text{La}_{1.8-x}\text{Eu}_{0.2}\text{Sr}_x\text{CuO}_4$ ($0 \leq x \leq 0.2$) single crystals are presented. The most characteristic features of the temperature dependence are a pronounced phonon peak at low temperatures and a steplike anomaly at T_{LT} , i.e., at the transition to the low temperature tetragonal phase (LTT-phase), which gradually decrease with increasing Sr-content. Comparison of these findings with the thermal conductivity of $\text{La}_{2-x}\text{Sr}_x\text{CuO}_4$ and La_2NiO_4 clearly reveals that in $\text{La}_{2-x}\text{Sr}_x\text{CuO}_4$ the most effective mechanism for phonon scattering is impurity-scattering (dopants), as well as scattering by soft phonons that are associated with the lattice instability in the low temperature orthorhombic phase (LTO-phase). There is no evidence that stripe correlations play a major role in suppressing the phonon peak in the thermal conductivity of $\text{La}_{2-x}\text{Sr}_x\text{CuO}_4$.

I. INTRODUCTION

The segregation of spins and holes into striplike arrangements appears to be a common feature of doped Mott insulators.^{1,2,3,4,5} These so-called *stripe correlations* seem to be of particular importance in understanding the electronic phase diagram of high-temperature superconductors, where a competition between a static stripe phase and the superconducting phase is widely discussed.^{6,7,8} Such a competition is expected to be reflected by the dynamics of stripes, i.e., static stripes should reduce the superconducting order parameter while stripes should be fluctuating in the presence of fully developed superconductivity. Indeed, there is growing experimental evidence for such a scenario.^{2,9,10,11,12} While many experiments give evidence towards static stripes of holes and spins,^{2,13,14} signatures of stripe fluctuations currently only comprise magnetic correlations.^{15,16,17} A direct observation of fluctuating charge stripes, however, is still missing. A promising alternative approach to study stripe dynamics involves the phonon heat transport which is an indirect probing method. Since charge stripes lead to lattice distortions, a sensitivity of the phonon heat transport to the dynamics as well as the degree of periodicity of stripes can be expected.

The thermal conductivity κ of doped La_2CuO_4 has repeatedly been the subject of experimental research, yet no detailed understanding of the rather complicated and strong changes of the temperature dependence of κ upon partial substituting Sr and/or small Rare Earths (RE) like Nd or Eu for La has been achieved. For example, in the antiferromagnetic insulators $\text{La}_{2-y}(\text{RE})_y\text{CuO}_4$ a huge peak at room temperature which arises due to magnetic heat transport is found in the thermal conductivity parallel to the CuO_2 -planes (κ_{ab}), while the thermal conductivity perpendicular to the CuO_2 -planes (κ_c) is purely phononic without a high temperature peak.¹⁸ Similarly intriguing is a strong suppression of the phononic low temperature peak in both κ_{ab} and

κ_c , which is found in the superconducting doping levels of $\text{La}_{2-x}\text{Sr}_x\text{CuO}_4$.¹⁹ There is a seeming correlation between this suppression and superconductivity because a phononic low temperature peak reappears in overdoped, non-superconducting $\text{La}_{2-x}\text{Sr}_x\text{CuO}_4$ as well as in $\text{La}_{2-x-y}(\text{RE})_y\text{Sr}_x\text{CuO}_4$, where superconductivity is suppressed in favor of static stripe order.^{9,10,20} Baberski et al.²⁰ qualitatively explained these observations based on the idea that in superconducting compounds fluctuating stripes provide a new scattering channel for phonons. In recent studies by Sun et al., such a scattering channel plays an important role in the data interpretation.^{21,22}

There is clear-cut evidence that in isostructural stripe ordering $\text{La}_{2-x}\text{Sr}_x\text{NiO}_4$ the phonon thermal conductivity κ_{ph} is closely correlated with both the dynamics and the periodicity of stripes: While κ_{ph} is almost unaffected in the presence of static and long range ordered stripes, it is strongly suppressed as soon as the stripes become disordered or dynamic.^{23,24,25} Apparently, in these compounds the thermal conductivity is indeed a probe for stripe correlations. One might question, however, whether this is true also in the cuprates for two reasons: First, the electron-phonon coupling in the nickelates is much stronger than in the cuprates.^{26,27,28,29,30,31} Therefore, the effect of stripes on κ_{ph} can be expected to be much smaller in the cuprates. Second, from a structural point of view the situation in the nickelates is much simpler than in the cuprates. In the latter a structural instability exists and as a consequence a number of structural phase transitions occur as a function of temperature as well as of Sr- and RE-content.⁹ Since the structural instability involves soft phonon modes,^{32,33,34,35} enhanced scattering of the heat carrying phonons is likely.

In this article we reinvestigate the phonon thermal conductivity κ_{ph} of doped $\text{La}_{2-x}\text{Sr}_x\text{CuO}_4$ and present new experimental results on Eu-doped single crystals. The single crystalline data allow us to investigate the anisotropy of the κ -tensor and provide more precise absolute values of κ . In previous measurements on polycrystals^{20,36} this information was not available. It

is, however, necessary in order to judge the strength and therefore the importance of various scattering mechanisms for phonons. The analysis of our data yields compelling arguments that both impurities (dopants) and soft phonons, which are associated with the lattice instability in these compounds, strongly scatter phonons and therefore must not be neglected in the data interpretation. Data on La_2NiO_4 corroborate this conclusion and allow us to qualitatively understand κ_{ph} of $\text{La}_{2-x-y}(\text{RE})_y\text{Sr}_x\text{CuO}_4$ in a wide doping range. In particular, it is not necessary to include a stripe induced scattering channel. The detailed discussion of the magnetic and electronic contributions and contributions to κ due to optical phonons is subject of forthcoming papers.^{18,37,38}

The structure of this paper is as follows: After a brief description of the experimental details in section II, we review previous results on the thermal conductivity of doped La_2CuO_4 in section III, before we proceed to the presentation of our new experimental results on $\text{La}_{1.8-x}\text{Eu}_{0.2}\text{Sr}_x\text{CuO}_4$ in section IV. Our main results will be discussed in section V.

II. EXPERIMENTAL

We have prepared single crystals of $\text{La}_{1.8-x}\text{Eu}_{0.2}\text{Sr}_x\text{CuO}_4$ ($x = 0, 0.08, 0.15, 0.2$) as well as of La_2NiO_4 utilizing the traveling solvent floating zone technique. κ of these crystals was measured as a function of temperature T . We used a standard steady state method on pieces cut along the principal axes with a typical length of 2 mm along the measuring direction and of about 0.5 mm for the two other directions. The thermal gradient was determined by measuring the temperature difference ΔT between the junctions of a differential Au/Fe-Chromel thermocouple. The junctions of this thermocouple have been glued onto the sample using GE varnish.³⁹ ΔT varied between 0.5% and 2% of the absolute temperature, which has been stabilized for each data point. Errors due to radiation loss, which could occur at higher temperatures, are avoided in our experimental setup. Stoichiometric oxygen contents in $\text{La}_{1.8}\text{Eu}_{0.2}\text{CuO}_4$ and La_2NiO_4 were achieved by annealing in high vacuum and CO/CO_2 -atmosphere, respectively.

III. PREVIOUS RESULTS

Prior to discussing our new experimental results, we review previous results^{19,20} on the striking doping dependence of the thermal conductivity of doped La_2CuO_4 . At first, we concentrate on the low temperature phononic peak in the thermal conductivity of $\text{La}_{2-x}\text{Sr}_x\text{CuO}_4$. As is evident from the lower panel of Fig. 1, which reproduces κ_c of $\text{La}_{2-x}\text{Sr}_x\text{CuO}_4$ ($x = 0, 0.1, 0.15, 0.2, 0.3$) as published by Nakamura et al.,¹⁹ this peak evolves non-

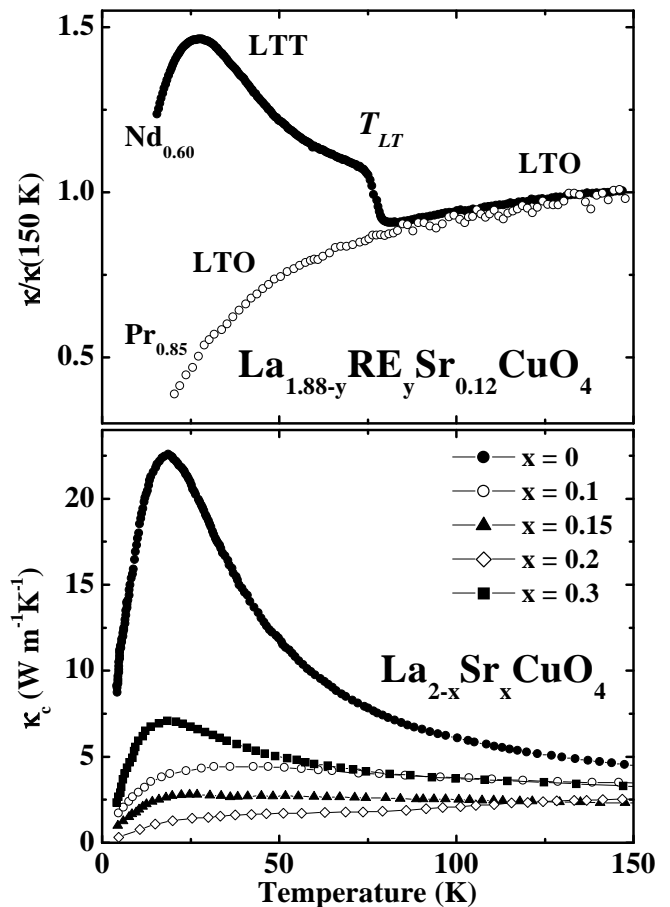


FIG. 1: Bottom: Temperature dependence of κ_c of $\text{La}_{2-x}\text{Sr}_x\text{CuO}_4$ for $x = 0, 0.1, 0.15, 0.2$ and 0.3 . Data are reproduced from Ref. 19. Top: Thermal conductivity of Pr ($y = 0.85$) and Nd ($y = 0.6$) doped $\text{La}_{1.88-y}(\text{RE})_y\text{Sr}_{0.12}\text{CuO}_4$ polycrystals normalized to $\kappa(150 \text{ K})$ as a function of temperature. Data are taken from Ref. 20.

monotonically with increasing Sr-content: A well pronounced phononic low- T peak in κ_c is only present at $x = 0$ and $x = 0.3$, whereas at intermediate doping levels ($0.1 \leq x \leq 0.2$) a peak structure is hardly identifiable. Note that the material is a superconductor in this doping range whereas it is insulating and metallic at $x = 0$ and $x = 0.3$, respectively.

Baberski et al. have pointed out that the suppressed low- T peak at intermediate Sr-doping reappears upon RE-doping, provided that this doping induces the so-called LTT-phase (Low Temperature Tetragonal) and thereby suppresses superconductivity.²⁰ This is illustrated in the upper panel of Fig. 1, where κ of polycrystalline Pr- and Nd- doped $\text{La}_{2-x-y}(\text{RE})_y\text{Sr}_x\text{CuO}_4$ at the finite Sr-content $x = 0.12$ is shown. The Pr-doped compound does not undergo the transition to the LTT-phase. Like $\text{La}_{2-x}\text{Sr}_x\text{CuO}_4$, it remains in the so-called LTO-phase (Low Temperature Orthorhombic) and is a superconductor.⁴⁰ Its thermal conductivity monotonically decreases with decreasing T and hence is very

similar to the aforementioned findings by Nakamura et al. for κ of $\text{La}_{2-x}\text{Sr}_x\text{CuO}_4$ at $0.1 \leq x \leq 0.2$. The situation is completely different in the non superconducting, Nd-doped compound, which is in the LTT-phase below $T_{LT} \approx 80$ K: Here, κ_{ph} abruptly enhances at T_{LT} and exhibits a well pronounced phononic peak around 25 K.

The doping dependence of κ described above must be attributed to strong changes in the phonon thermal conductivity κ_{ph} of this material: Non-phononic contributions to κ can be excluded in the out-of-plane direction, since the electrical conductivity^{41,42} and the magnetic coupling⁴³ along the c -axis are too small to allow significant electronic and magnetic thermal conduction. Concomitantly, the doping dependence of the low- T peak is evident along all crystal directions¹⁹ (c.f. also the data below).

In crystalline materials, the low- T peak in κ_{ph} is very sensitive to scattering of phonons. Generally, the height of this peak reduces with increasing phonon scattering rates. One important mechanism in this regard is scattering of phonons by impurities. In alloyed compounds like doped La_2CuO_4 this phonon-impurity scattering is induced by non-uniform ions on one lattice site. Upon alloying, this should lead to a gradual reduction of the phonon peak.⁴⁴ Even though phonon-defect scattering inevitably must be present in this material, it is not a scattering mechanism which solely dominates κ_{ph} , because the phonon peak evolves non-monotonically upon Sr-doping and even reappears at additional RE-doping.

Another scattering mechanism for phonons in this material is suggested by the abrupt change of κ_{ph} at the structural phase transition, which occurs in the Nd-doped compound. It appears that phonons are scattered stronger in the LTO-phase. This interpretation is confirmed by neutron scattering studies on Nd-doped $\text{La}_{2-x}\text{Sr}_x\text{CuO}_4$ at T_{LT} : The acoustic phonon line width abruptly decreases at the transition from the LTO- into the LTT-phase, signaling a proportional decrease of scattering processes.⁴⁵ Anomalous phonon thermal conductivity in the vicinity of structural phase transitions is well known from a number of perovskite oxides as, for example, SrTiO_3 and KTaO_3 . There, a suppression of κ_{ph} is caused by enhanced scattering of acoustic phonon modes due to their energetic degeneracy with soft optical phonon modes.^{46,47} Indeed, soft phonon branches do exist in the LTO-phase of doped La_2CuO_4 ,^{32,33,34,35} which could cause a suppression of κ_{ph} (in the following this scattering mechanism will briefly be named 'soft-phonon scattering'). The change of κ_{ph} at T_{LT} then would follow from the discontinuous hardening of the soft phonon branch in the LTT-phase^{34,35} and an associated reduced scattering rate of acoustic phonons.⁴⁸

Since all compounds with a suppressed phonon peak are in the LTO-phase at low T , soft-phonon scattering could be important for understanding the suppression of the peak as well. There is, however, not a one to one correlation between the LTO-phase, i.e., the possible presence of soft phonon scattering, and the suppression

of the peak. This is most obvious in $\text{La}_{2-x}\text{Sr}_x\text{CuO}_4$, because the soft-phonon properties only slightly change for $x \leq 0.2$, whereas the phonon peak is maximum for La_2CuO_4 .

Baberski et al. have noticed that both impurity scattering and soft-phonon scattering separately do not allow to understand the suppression of the phonon peak. They therefore suggested, that the suppression of the phononic peak could be correlated with the superconducting properties, since the peak suppression occurs whenever the material is superconducting.²⁰ In their model, they proposed that stripes couple to phonons and thereby cause an unconventional scattering mechanism for phonons depending on the dynamics of stripes: A suppression of the phonon peak then is the consequence of fluctuating stripes, which are present in the superconducting compounds, while κ_{ph} exhibits a usual phonon peak when stripes are static or even absent in the non-superconducting cases. There, static stripes are only present in the LTT-phase. Therefore, instead of being caused by an abrupt softening of optical phonon modes, the jump of κ_{ph} at T_{LT} could just as well originate from a change of the stripe dynamics from static (LTT) to fluctuating (LTO). Even though a consistent interpretation of the data discussed afore is possible within such a model, its validity is questionable because the actual role of impurity- and soft-phonon scattering remains unclear.

IV. NEW RESULTS

In order to elucidate the importance of this conventional scattering mechanisms we now turn to our measurements on single crystals, which provide profound information in this regard. In Fig. 2 we present the complete data set of κ of $\text{La}_{1.8-x}\text{Eu}_{0.2}\text{Sr}_x\text{CuO}_4$ ($x = 0, 0.08, 0.15, 0.2$) measured along the c -axis (κ_c) and parallel to the ab -planes (κ_{ab}) in the temperature-range 7 – 300 K. All compounds are in the LTT-phase at $T < T_{LT}$, with a variation of T_{LT} between about 110 K and 130 K. For $T > T_{LT}$ and $x \leq 0.15$ the structure is LTO in the investigated temperature range. At $x = 0.2$ the compound undergoes a further structural phase transition from the LTO- into the so called HTT-phase (High-Temperature-Tetragonal) at $T_{HT} \approx 220$ K.¹⁰

κ_c of $\text{La}_{1.8}\text{Eu}_{0.2}\text{CuO}_4$ [cf. panel (a) of Fig. 2] exhibits a low-temperature peak around 20 K with a falling edge that continuously extends to $T_{LT} \approx 130$ K. A jump-like decrease occurs at T_{LT} , followed by a constant κ_c up to room temperature. The inset of Fig. 2 depicts a cooling- and heating curve of κ_c in the area of the jump. A clear hysteresis being a characteristic feature of first-order phase transitions is evident.

For $T \lesssim 50$ K, the thermal conductivity along the CuO_2 -planes, κ_{ab} , is comparable to κ_c . The peak centered around 20 K is slightly smaller; we find $\kappa_c^{max}/\kappa_{ab}^{max} \approx 1.3$, which is similar to the findings in non-doped La_2CuO_4 and isostructural $\text{La}_{5/3}\text{Sr}_{1/3}\text{NiO}_4$.^{19,23}

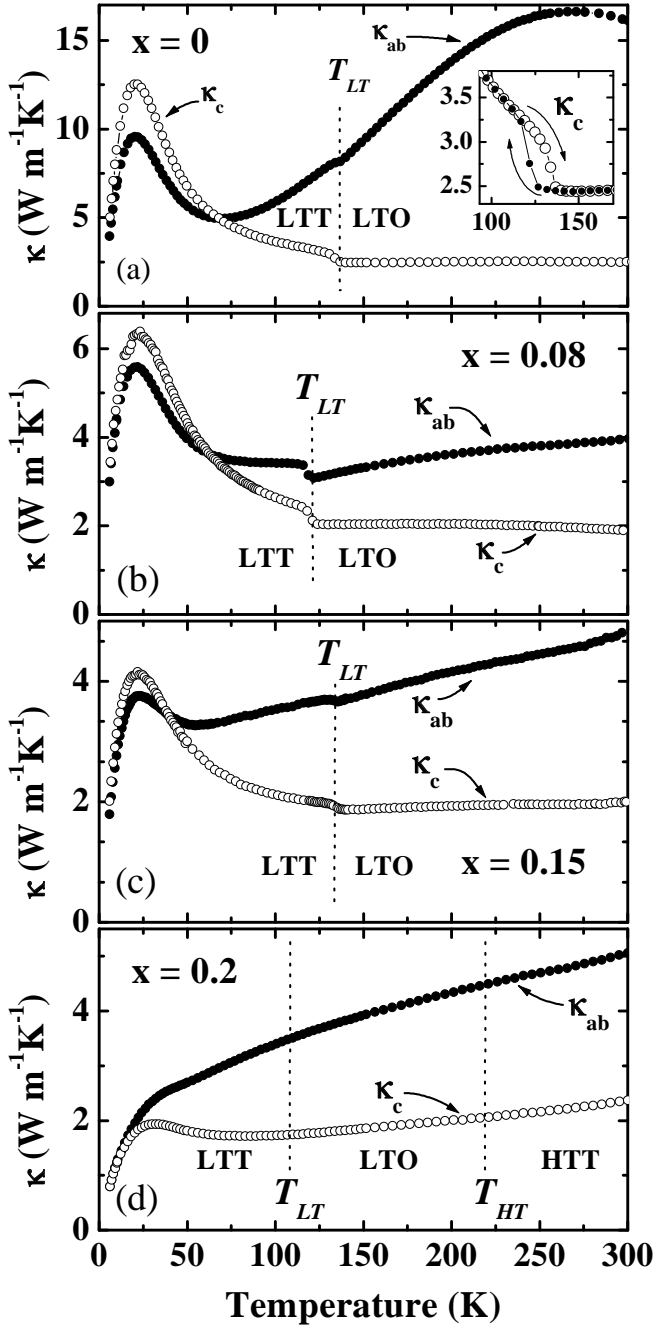


FIG. 2: Thermal conductivity of $\text{La}_{1.8-x}\text{Eu}_{0.2}\text{Sr}_x\text{CuO}_4$ [$x = 0, 0.08, 0.15, 0.2$, panels (a) to (d)] along the c -axis (κ_c , open circles) and parallel to the ab -planes (κ_{ab} , closed circles) as a function of temperature. Inset: κ_c for $x = 0$ near T_{LT} at cooling (full circles) and heating (open circles).

For $T \gtrsim 50$ K the temperature dependencies of κ_{ab} and κ_c differ completely: With rising temperature, κ_{ab} strongly increases and evolves into a broad peak at room temperature. A step-like anomaly is present at T_{LT} , which is in a similar way hysteretic as the anomaly in κ_c (not shown).

The panels (b) and (c) of Fig. 2 show κ_{ab} and κ_c of $\text{La}_{1.8-x}\text{Eu}_{0.2}\text{Sr}_x\text{CuO}_4$ for $x = 0.08$ and $x = 0.15$, re-

spectively. For both compounds κ_{ab} and κ_c exhibit a low temperature peak, where the peak of κ_{ab} is again slightly smaller than that of κ_c . The temperature dependence of κ_c is very similar to that of κ_c of $\text{La}_{1.8}\text{Eu}_{0.2}\text{CuO}_4$ in the whole temperature range. As in the case at $x = 0$, κ_{ab} deviates from the qualitative T -dependence of κ_c above ~ 50 K and evolves into an increase with rising temperature. A steplike anomaly at T_{LT} exists in each case, but no high temperature peak as in $\text{La}_{1.8}\text{Eu}_{0.2}\text{CuO}_4$ is present.

A comparable anisotropy as in the previous compounds is also evident at $x = 0.2$ [cf. panel (d) of Fig. 2], but the low temperature peak in κ_c is almost completely suppressed and κ_c slightly increases for $T \gtrsim 75$ K with nearly constant positive slope. The low temperature peak is even absent in κ_{ab} . Here, $\kappa_{ab}(T)$ monotonically increases upon heating in the entire temperature range. At $T_{LT} \approx 110$ K no anomaly is present, neither in κ_{ab} nor in κ_c . Apparently, the transition at T_{HT} also causes no anomaly in the thermal conductivity.

V. DISCUSSION

A. Anisotropy

As mentioned before, κ_c is purely phononic, since electronic and magnetic contributions can be ruled out for heat transport along the c -axis. In order to understand the anisotropies of κ for $T \gtrsim 50$ K, it is reasonable to distinguish the cases $x = 0$ and $x > 0$. It has been shown in Ref. 18 that in insulating, antiferromagnetic $\text{La}_{1.8}\text{Eu}_{0.2}\text{CuO}_4$ the high temperature peak of κ_{ab} must be explained by magnetic contributions. Upon Sr-doping, the doped holes destroy the magnetic order which leads to a strong suppression of the high temperature peak (cf. Fig. 2). Simultaneously, the material becomes electrically conducting within the ab -planes.^{18,19} Therefore, the much smaller, but apparently still existing anisotropy in the Sr-doped compounds is due to electronic, rather than magnetic, contributions to κ_{ab} . Indeed, an estimation using the Wiedemann-Franz-law yields electronic contributions of the same order of magnitude as the observed anisotropy for κ_{ab} and negligible electronic contributions for κ_c . The magnetic and electronic contributions to κ_{ab} become important for $T \gtrsim 50$ K. Below this temperature, κ_{ab} can be considered to be primarily phononic with a similar magnitude of κ_{ph} as κ_c .⁴⁹ This is nicely confirmed by the very similar temperature dependence of κ_{ab} and κ_c in this temperature range, as shown in Fig. 3. It is remarkable that for all compounds the phonon peak of κ_c is slightly larger than that of κ_{ab} as long as a peak is clearly resolved in both quantities. A possible explanation could be related to slightly different velocities of the acoustic phonons along the ab - and c -directions.⁵⁰

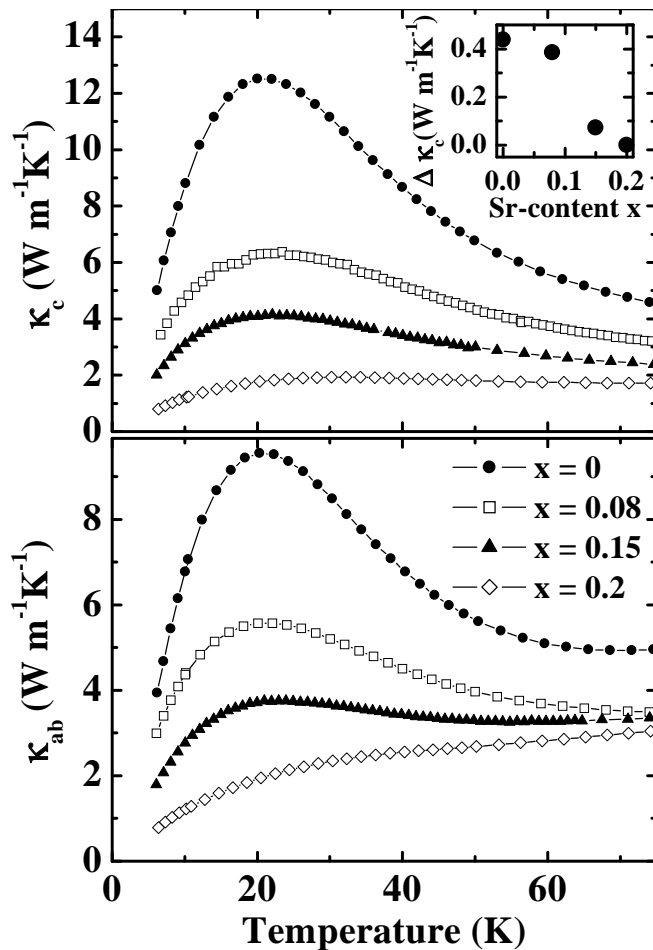


FIG. 3: Doping dependence of low temperature peak in the thermal conductivity of $\text{La}_{1.8-x}\text{Eu}_{0.2}\text{Sr}_x\text{CuO}_4$ along the c -axis (κ_c , top) and parallel to the ab -planes (κ_{ab} , bottom). Inset: Doping dependence of the jump size $\Delta\kappa_c$ at T_{LT} .

B. Phononic peak and jump at T_{LT}

The development of the low temperature peak of κ_{ph} upon doping can be viewed in Fig. 3. Obviously, the peak size is gradually reduced as the Sr-content increases. A similar result is found for the size of the jump $\Delta\kappa_c$ at T_{LT} which is shown as a function of doping in the inset of Fig. 3. While the gradual reduction of the peak size can straightforwardly be explained by phonon-impurity scattering, the reduction of the jump at T_{LT} requires further comments. First of all, we stress the presence of a jump in insulating $\text{La}_{1.8}\text{Eu}_{0.2}\text{CuO}_4$. It clearly proves that it is caused by soft-phonon scattering in the LTO-phase, which therefore has to be regarded as an important scattering channel for phonons. When this scattering channel becomes active in the LTO-phase, the relative importance of phonon-impurity scattering is reduced. The gradual reduction of the jump size $\Delta\kappa_c$ with increasing Sr-content may therefore be attributed to doping induced phonon-impurity scattering as well. However, we should

note that the structural differences between the LTT and LTO-phases diminish with increasing Sr-content. Therefore, apart from phonon-impurity scattering, structural reasons play a role in the suppression of the jump at T_{LT} . This is consistent with the observation by Baberski et al., that the jump disappears, whenever the tilting angle of the CuO_6 -octahedra becomes lower than a critical value.²⁰

It is now very instructive to consider κ_{ph} of pure $\text{La}_{2-x}\text{Sr}_x\text{CuO}_4$ (cf. Fig. 1) for comparison. Apparently, doping Sr into La_2CuO_4 suppresses the phonon peak much more effectively than in the Eu-doped counterpart: On the one hand the phonon peak of non-doped La_2CuO_4 is by a factor of about two larger than in non-doped $\text{La}_{1.8}\text{Eu}_{0.2}\text{CuO}_4$. On the other hand the phonon peaks in $\text{La}_{1.8-x}\text{Eu}_{0.2}\text{Sr}_x\text{CuO}_4$ are clearly better developed for finite Sr-contents with higher maximum values as in $\text{La}_{2-x}\text{Sr}_x\text{CuO}_4$. One has therefore to conclude that at finite x a further scattering mechanism exists in $\text{La}_{2-x}\text{Sr}_x\text{CuO}_4$ which is absent or at least much weaker in the Eu-doped compounds. In this case, this mechanism must cause a more effective scattering than the surely present phonon-impurity scattering induced by the Eu-ions. One plausible candidate (besides scattering due to dynamic stripes) for such a mechanism is soft-phonon scattering connected with the structural instability of the LTO-phase.

In order to judge the relevance of soft-phonon scattering a measure for its strength with respect to phonon-impurity scattering is necessary. Such a measure could be achieved, for example, by comparison with a compound where neither a lattice instability nor doped impurities are present. Though being no cuprate, isostructural La_2NiO_4 is yet a well suited candidate perfectly fulfilling these requirements. The phonon spectra of La_2CuO_4 and La_2NiO_4 are almost identical^{51,52} because the atomic masses of Ni and Cu are very similar. At low temperatures ($T \lesssim 73$ K) this compound is in the LTT-phase and hence a structural instability does not exist.⁵³ Moreover, no phonon-impurity scattering is present in this non-doped compound.

Fig. 4 presents our result for phononic⁵⁴ κ_{ab} of electrically insulating La_2NiO_4 in comparison with κ_{ab} of La_2CuO_4 as measured by Nakamura et al. and with κ_{ab} of $\text{La}_{1.8}\text{Eu}_{0.2}\text{CuO}_4$. It is intriguing that the phonon peak of La_2NiO_4 is about one order of magnitude larger than the peak in both La_2CuO_4 and $\text{La}_{1.8}\text{Eu}_{0.2}\text{CuO}_4$. At $T_{LT} \approx 73$ K, the structure changes from LTT to LTO, which also in this material causes a jumplike decrease in the thermal conductivity. Compared to $\text{La}_{1.8}\text{Eu}_{0.2}\text{CuO}_4$ the jump size is larger by a factor of about 10. In the LTO-phase, κ_{ab} is of the similar size as in La_2CuO_4 .

It immediately follows from this observation that in La_2CuO_4 as well as in $\text{La}_{1.8}\text{Eu}_{0.2}\text{CuO}_4$ the heat carrying phonons are subject of severe scattering at low temperatures. In both cases this scattering obviously suppresses the peak of κ_{ph} by about one order of magnitude. Translated to the strength of the two discussed

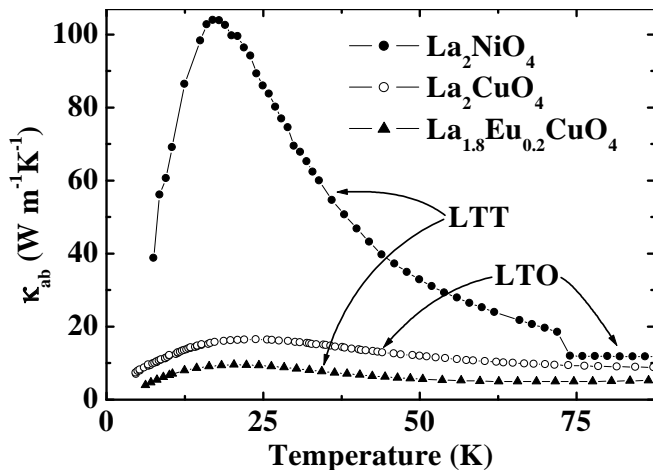


FIG. 4: Temperature dependence of κ_{ab} of La_2NiO_4 in comparison with κ_{ab} of La_2CuO_4 and $\text{La}_{1.8}\text{Eu}_{0.2}\text{CuO}_4$. The data for La_2CuO_4 are reproduced from Ref.¹⁹.

scattering mechanisms this means that referring to a non-impurity-doped LTT-phase both soft-phonon scattering and phonon-impurity scattering independently of each other reduce the peak of κ_{ph} by almost the same amount.

This conclusion now allows us to understand the doping dependence of the phonon peak, when a combination of both, phonon-impurity- and soft phonon scattering is considered: In $\text{La}_{1.8-x}\text{Eu}_{0.2}\text{Sr}_x\text{CuO}_4$, where the thermal conductivity is already strongly influenced by the Eu-ions, Sr-doping simply further increases the phonon-impurity scattering rate. This consequently leads to a gradual reduction of the phonon peak with increasing Sr-content. Soft-phonon scattering is not relevant here.

In $\text{La}_{2-x}\text{Sr}_x\text{CuO}_4$ with the same Sr-content than a Eu-doped counterpart, the phonon-impurity scattering rate is slightly reduced since no Eu-ions are present. Yet, the resulting phonon thermal conductivity is somewhat smaller. Hence, the effect of a slightly reduced phonon-impurity scattering rate must be overcompensated by the presence of a further, qualitatively different scattering mechanism, i.e., soft-phonon scattering.

The reappearance of the phonon peak in $\text{La}_{2-x}\text{Sr}_x\text{CuO}_4$ at high Sr-concentrations as $x = 0.3$ can now be understood as a natural consequence of the doping dependence of T_{HT} . For $x \gtrsim 0.22$, the LTO-phase disappears in $\text{La}_{2-x}\text{Sr}_x\text{CuO}_4$ and the structure remains in the HTT-phase for all temperatures.⁵⁵ Hence, for $x = 0.3$ soft-phonon scattering associated with the LTO-phase is not active for such overdoped compounds. The result of such decreased phonon scattering is the

reappearance of the phonon peak.

It is necessary to mention that the growing density of holes as the Sr-content is increased in principle could be a further source of scattering and therefore contribute to the reduction of κ_{ph} and in particular the phonon peak via phonon-electron scattering. However, since the transition to superconductivity in $\text{La}_{2-x}\text{Sr}_x\text{CuO}_4$ causes no significant anomaly in κ_c at T_c (cf. Fig 1), this scattering mechanism is usually considered to be unimportant in this material and its (RE)-doped relatives.²⁰ Yet if this scattering channel is active in this material no inconsistency to our interpretation arises because in this case the phonon-‘impurity’ scattering induced by Sr-ions can be regarded simply as slightly more effective than the phonon-impurity scattering induced by Eu-ions.

For completeness we briefly mention the unusual temperature dependence of κ_c which is evident at higher temperatures $T \gtrsim 100$ K. Instead of a decrease as $\sim T^{-1}$, which at elevated temperatures is usually expected for thermal conductivity by *acoustic* phonons, κ_c is almost temperature independent or even increases with rising T . As has been shown in Ref. 38, this strong deviation from the usual behavior arises due to thermal conduction by dispersive *optical* phonons in addition to the usual contribution by acoustic phonons.

VI. SUMMARY

In summary, we have presented experimental results on the thermal conductivity of $\text{La}_{1.8-x}\text{Eu}_{0.2}\text{Sr}_x\text{CuO}_4$ for a wide doping range of Sr. The analysis of our data suggests that in this material phonons are strongly scattered on the doped impurities, i.e., Sr and Eu, as well as on soft phonons that are present in the LTO-phase of this material. Comparison of our data with the thermal conductivity of $\text{La}_{2-x}\text{Sr}_x\text{CuO}_4$ and isostructural La_2NiO_4 leads to the conclusion that these scattering mechanisms are most relevant in $\text{La}_{2-x}\text{Sr}_x\text{CuO}_4$ as well. In particular, in contrast to other studies^{20,21,22}, there remains no direct evidence that the stripe correlations cause a relevant scattering channel in doped La_2CuO_4 .

VII. ACKNOWLEDGMENTS

C.H. acknowledges support by the DFG through HE3439/3-1. We thank N. Jenkins for proofreading the manuscript.

* christian.hess@physics.unige.ch

¹ J. M. Tranquada, D. J. Buttrey, V. Sachan, and J. E. Lorenzo, Phys. Rev. Lett. **73**, 1003 (1994).

² J. M. Tranquada, B. J. Sternlieb, J. D. Axe, Y. Nakamura,

and S. Uchida, Nature **375**, 561 (1995).

³ J. M. Tranquada, J. E. Lorenzo, D. J. Buttrey, and V. Sachan, Phys. Rev. B **52**, 3581 (1995).

⁴ S.-H. Lee and S.-W. Cheong, Phys. Rev. Lett. **79**, 2514

- (1997).
- ⁵ S. Mori, C. H. Chen, and S.-W. Cheong, *Nature* **392**, 473 (1998).
 - ⁶ S. R. White and D. J. Scalapino, *Phys. Rev. B* **60**, 753 (1999).
 - ⁷ S. Chakravarty, R. B. Laughlin, D. K. Morr, and C. Nayak, *Phys. Rev. B* **63**, 094503 (2001).
 - ⁸ J. Zaanen, *Nature* **422**, 569 (2003).
 - ⁹ B. Büchner, M. Breuer, A. Freimuth, and A. P. Kampf, *Phys. Rev. Lett.* **73**, 1841 (1994).
 - ¹⁰ H.-H. Klauss, W. Wagener, M. Hillberg, W. Kopmann, H. Walf, F. J. Litterst, M. Hücker, and B. Büchner, *Phys. Rev. Lett.* **85**, 4590 (2000).
 - ¹¹ B. Lake, G. Aeppli, K. Clausen, D. McMorrow, K. Lefmann, N. E. Hussey, N. Mangkorntong, M. Nohara, H. Takagi, T. E. Mason, et al., *Science* **291**, 1759 (2001).
 - ¹² B. Lake, H. M. Rønnow, N. B. Christensen, G. Aeppli, K. Lefmann, D. F. McMorrow, P. Vorderwisch, P. Smeibidl, N. Mangkorntong, T. Sasagawa, et al., *Nature* **415**, 299 (2002).
 - ¹³ J. M. Tranquada, J. D. Axe, N. Ichikawa, A. R. Moodenbaugh, Y. Nakamura, and S. Uchida, *Phys. Rev. Lett.* **78**, 338 (1997).
 - ¹⁴ J. M. Tranquada, N. Ichikawa, and S. Uchida, *Phys. Rev. B* **59**, 14712 (1999).
 - ¹⁵ S.-W. Cheong, G. Aeppli, T. E. Mason, H. Mook, S. M. Hayden, P. C. Canfield, Z. Fisk, K. N. Clausen, and J. L. Martinez, *Phys. Rev. Lett.* **67**, 1790 (1991).
 - ¹⁶ K. Yamada, C. H. Lee, K. Kurahashi, J. Wada, S. Wakimoto, S. Ueki, H. Kimura, Y. Endoh, S. Hosoya, G. Shirane, et al., *Phys. Rev. B* **57**, 6165 (1998).
 - ¹⁷ H. A. Mook, P. Dai, S. M. Hayden, G. Aeppli, T. G. Perring, and F. Doğan, *Nature* **395**, 580 (1998).
 - ¹⁸ C. Hess, B. Büchner, U. Ammerahl, L. Colonescu, F. Heidrich-Meisner, W. Brenig, and A. Revcolevschi, *Phys. Rev. Lett.* **90**, 197002 (2003).
 - ¹⁹ Y. Nakamura, S. Uchida, T. Kimura, N. Motohira, K. Kishio, K. Kitazawa, T. Arima, and Y. Tokura, *Physica C* **185-189**, 1409 (1991).
 - ²⁰ O. Baberski, A. Lang, O. Maldonado, M. Hücker, B. Büchner, and A. Freimuth, *Europhys. Lett.* **44**, 335 (1998).
 - ²¹ X. F. Sun, J. Takeya, S. Komiya, and Y. Ando, *Phys. Rev. B* **67**, 104503 (2003).
 - ²² X. F. Sun, S. Komiya, and Y. Ando, *Phys. Rev. B* **67**, 184512 (2003).
 - ²³ C. Hess, B. Büchner, M. Hücker, R. Gross, and S.-W. Cheong, *Phys. Rev. B* **59**, 10397 (1999).
 - ²⁴ D. Cassel, C. Hess, B. Büchner, M. Hücker, R. Gross, O. Friedt, and S.-W. Cheong, *J. Low Temp. Phys.* **117**, 1083 (1999).
 - ²⁵ S.-H. Lee, J. M. Tranquada, K. Yamada, D. J. Buttrey, Q. Li, and S.-W. Cheong, *Phys. Rev. Lett.* **88**, 126401 (2002).
 - ²⁶ H. Eisaki, S. Uchida, T. Mizokawa, H. Namatame, A. Fujimori, J. van Elp, P. Kuiper, G. A. Sawatzky, S. Hosoya, and H. K. Yoshida, *Phys. Rev. B* **45**, 12513 (1992).
 - ²⁷ V. I. Anisimov, M. A. Korotin, J. Zaanen, and O. K. Anderson, *Phys. Rev. Lett.* **68**, 345 (1992).
 - ²⁸ X.-X. Bi and P. C. Eklund, *Phys. Rev. Lett.* **70**, 2625 (1993).
 - ²⁹ C. H. Chen, S.-W. Cheong, and A. S. Cooper, *Phys. Rev. Lett.* **71**, 2461 (1993).
 - ³⁰ J. Zaanen and P. B. Littlewood, *Phys. Rev. B* **50**, 7222 (1994).
 - ³¹ S.-W. Cheong, H. Y. Hwang, C. H. Chen, B. Batlogg, L. W. Rupp, and S. A. Carter, *Phys. Rev. B* **49**, 7088 (1994).
 - ³² R. J. Birgeneau, C. Y. Chen, D. R. Gabbe, H. P. Jenssen, M. A. Kastner, C. J. Peters, P. J. Picone, T. Thio, T. R. Thurston, and H. L. Tuller, *Phys. Rev. Lett.* **59**, 1329 (1987).
 - ³³ L. Pintschovius, *Festkörperprobleme* **30**, 183 (1990).
 - ³⁴ J. L. Martínez, M. T. Fernández-Díaz, J. Rodríguez-Carvajal, and P. Odier, *Phys. Rev. B* **43**, 13766 (1991).
 - ³⁵ B. Keimer, R. J. Birgeneau, A. Cassanho, Y. Endoh, M. Greven, M. A. Kastner, and G. Shirane, *Z. Phys. B* **91**, 373 (1993).
 - ³⁶ M. Sera, M. Maki, M. Hiroi, and N. Kobayashi, *J. Phys. Soc. Jpn.* **66**, 765 (1997).
 - ³⁷ C. Hess *et al.* (to be published).
 - ³⁸ C. Hess and B. Büchner, *cond-mat/0304248* (2003).
 - ³⁹ IMI 7031 Insulating Varnish.
 - ⁴⁰ W. Schäfer, M. Breuer, G. Bauer, A. Freimuth, N. Knauf, B. Roden, W. Schlabit, and B. Büchner, *Phys. Rev. B* **49**, 9248 (1994).
 - ⁴¹ Y. Nakamura and S. Uchida, *Phys. Rev. B* **46**, 5841 (1992).
 - ⁴² Y. Nakamura and S. Uchida, *Phys. Rev. B* **47**, 8369 (1993).
 - ⁴³ T. Thio *et al.*, *Phys. Rev. B* **38**, 905 (1988).
 - ⁴⁴ R. Berman and J. Brock, *Proc. Roy. Soc. (London)* **A289**, 46 (1965).
 - ⁴⁵ L. Pintschovius and W. Reichardt, in *Neutron Scattering in Layered Copper-Oxide Superconductors*, edited by A. Furber (Kluwer Academic Publishers, Dordrecht, 1998), pp. 165–224.
 - ⁴⁶ E. F. Steigmeier, *Phys. Rev.* **168**, 523 (1968).
 - ⁴⁷ H. H. Barret and M. G. Holland, *Phys. Rev. B* **2**, 3441 (1970).
 - ⁴⁸ We should note that Sera et al. explain the change of κ_{ph} at T_{LT} by an observed change of the velocity of sound v_s at T_{LT} .³⁶ The actual changes of v_s are, however, far too small ($\sim 1\%$)⁵⁶ to account for the much larger changes of κ_{ph} . We therefore regard these changes of v_s at T_{LT} as a further accompanying phenomenon of the structural phase transition.
 - ⁴⁹ Note that the elastic constants of this material are only weakly anisotropic.⁵⁰
 - ⁵⁰ L. Pintschovius, N. Pyka, W. Reichardt, A. Y. Rumiantssev, N. L. Mitrofanov, A. S. Ivanov, G. Collin, and P. Bourges, *Physica C* **185-189**, 156 (1991).
 - ⁵¹ L. Pintschovius, J. M. Bassat, P. Odier, F. Gervais, G. Chevrier, W. Reichardt, and F. Gompf, *Phys. Rev. B* **40**, 2229 (1989).
 - ⁵² L. Pintschovius, W. Reichardt, M. Braden, G. Dhalenne, and A. Revcolevschi, *Phys. Rev. B* **64**, 094510 (2001).
 - ⁵³ J. Rodríguez-Carvajal, J. L. Martínez, J. Pannetier, and R. Saez-Puche, *Phys. Rev. B* **38**, 7148 (1988).
 - ⁵⁴ We note that similar as in La_2CuO_4 , magnetic contributions might be present for $T \gtrsim 100$ K.
 - ⁵⁵ H. Takagi, R. J. Cava, M. Marezio, B. Batlogg, J. J. Krajewski, J. W. F. Peck, P. Bordet, and D. E. Cox, *Phys. Rev. Lett.* **68**, 3777 (1992).
 - ⁵⁶ J. Yamada, M. Sera, M. Sato, T. Takayama, M. Takata, and M. Sakata, *J. Phys. Soc. Jpn.* **63**, 2314 (1994).