

Theoretical Description of Nearly Discontinuous Transition in Superconductors with Paramagnetic Depairing

Hiroto ADACHI^{*}, Shigeru KOIKEGAMI¹, and Ryusuke IKEDA

Department of Physics, Kyoto University, Kyoto 606-8502, Japan

¹*Nanoelectronics Research Institute, AIST Tsukuba Central 2, 305-8568, Japan*

(Received November 20, 2018)

Based on a theoretical argument and Monte Carlo simulations of a Ginzburg-Landau model derived microscopically, it is argued that, in type-II superconductors where *both* the paramagnetic *and* orbital depairings are important, a strong first order transition (FOT) at H_{c2} expected in the mean field (MF) approximation never occurs in real systems and changes due to the fluctuation into a crossover. The present result explains why a *nearly* discontinuous crossover at H_{c2} with *no* intrinsic hysteresis is observed only in a clean superconducting material with a singlet pairing and a high condensation energy such as CeCoIn₅.

KEYWORDS: paramagnetic and orbital depairings, upper critical field, CeCoIn₅, vortex phase diagram

The phase diagram of a type-II superconductor in nonzero magnetic fields ($H \neq 0$) has been studied in relation to high T_c cuprates in fields of the tesla range and beyond the mean field (MF) approximation completely neglecting the superconducting (SC) fluctuation effect.^{1,2)} Even in a material with a spin-singlet electron-pairing, the spin (i.e., Pauli paramagnetic) depairing effect can be neglected in relatively low fields, and the transition at $H_{c2}(T)$ -line in the MF approximation for this case is of second order. On the other hand, the phase diagram in cases where *both* the Pauli paramagnetic and orbital depairings are important were examined so far only within the MF approximation.^{3,4)} Since the MF transition in this case has been expected to become first order at low enough temperatures,^{3,4)} it is valuable to clarify whether this MF scenario is also, as well as in the low field case,^{1,2)} drastically changed by including the SC fluctuation.

In this paper, we first examine the MF approximation of a quasi two-dimensional (2D) superconductor under a field *perpendicular* to the SC layers ($\mathbf{H} \parallel c$) by treating the orbital- and spin-depairing effects on an equal footing and obtain a first order transition in the MF approximation (MF-FOT) at $H_{c2}(T)$ and in high fields. Then, based on a physical picture on the high H fluctuation and our Monte Carlo simulation results on the derived Ginzburg-Landau (GL) model, we argue that any nonvanishing SC fluctuation, as well as in the low H case,^{1,2)} changes this MF-FOT into a crossover and point out a consistency between the present theory and experimental results, such as the apparently discontinuous behavior⁵⁻⁸⁾ in high fields with *no* intrinsic hysteresis seen in CeCoIn₅ with unusually large condensation energy *and* the absence of such a sharp behavior

^{*} ada@scphys.kyoto-u.ac.jp

in other materials^{9–11)} showing large paramagnetic effects and having lower condensation energies.

Let us first briefly explain our microscopic derivation of a Ginzburg-Landau (GL) functional in the case with spin depairing effect by starting with a quasi 2D BCS hamiltonian. An attractive interaction leading to the $d_{x^2-y^2}$ -pairing state will be assumed. For $\mathbf{H} \parallel c$ case, the following GL model will be derived microscopically for a layered system:

$$\begin{aligned} \mathcal{F} = & N(0) \int d^2 r_{\perp} \left[\sum_{q_z} \sum_N a_N(q_z^2) |\tilde{\Delta}_{q_z}^{(N)}(\mathbf{r}_{\perp})|^2 \right. \\ & \left. + \sum_j \left(\frac{V_4}{2} |\Delta_j^{(0)}(\mathbf{r}_{\perp})|^4 + \frac{V_6}{3} |\Delta_j^{(0)}(\mathbf{r}_{\perp})|^6 \right) \right], \end{aligned} \quad (1)$$

where $\Delta_j^{(N)}(\mathbf{r}_{\perp}) = N_{\text{layer}}^{-1/2} \sum_{q_z} \tilde{\Delta}_{q_z}^{(N)}(\mathbf{r}_{\perp}) e^{iq_z s j}$ denotes the pair-field (SC order parameter) on the j -th SC layer projected onto the N th Landau level (LL), $N(0)$ is a 2D density of state at the Fermi surface, N_{layer} is the number of SC layers, and s is the layer spacing. Below, the higher LL modes with $N \geq 2$ will be neglected. In eq.(1), the 4th and 6th order terms were represented within the lowest LL approximation and in a spatially local form. The neglect of this non-locality is justified because the energy scale associated with the MF transition (i.e., the condensation energy) is much larger than that on a phenomenon arising from this non-locality such as a structural transition between the rhombic and square vortex lattices. Then, assuming, for brevity, a cylindrical Fermi surface and treating effects of the magnetic field quasi-classically, the coefficient $a_N(q_z^2)$ of eq.(1) in pure case ($\tau^{-1} = 0$) becomes

$$a_N(q_z^2) = \ln(T/T_{c0}) - 2\pi T \sum_{\varepsilon > 0} (D_N(2\varepsilon) - 1/\varepsilon), \quad (2)$$

$$\begin{aligned} D_N(2\varepsilon) = & 2 \int_0^{\infty} d\rho e^{-2\varepsilon\rho - \left(\frac{\rho}{2\tau_H}\right)^2} \mathcal{L}_N\left(2\left(\frac{\rho}{2\tau_H}\right)^2\right) \\ & \times \cos(2\mu_0 H \rho) \mathcal{J}_0\left(2J \sin\left(\frac{q_z s}{2}\right) \rho\right). \end{aligned} \quad (3)$$

where $\varepsilon = 2\pi(n + 1/2)T$ is a Matsubara frequency, T_{c0} the transition temperature in $H = 0$, $\tau_H = r_H/v_F$, v_F the Fermi velocity, $r_H = \sqrt{\phi_0/2\pi H}$ the magnetic length, J the interlayer hopping, $\mu_0 H$ the Zeeman energy, and \mathcal{L}_N and \mathcal{J}_N are the N th order Laguerre and Bessel functions, respectively. In the impure case with a finite elastic scattering rate τ^{-1} , the impurity-ladder vertex correction can be neglected in non s -wave pairing cases if $\tau_H \ll \tau$.^{3,12)} Then, the corresponding expression to eq.(2) is given by replacing $D_N(2\varepsilon)$ by $D_N(2\varepsilon + \tau^{-1})$.

The corresponding calculation of the coefficients V_4 and V_6 is more involved and requires multiple numerical integrals. The orbital depairing always introduces the field-induced vortices, which may change drastically the phase diagram in $H \neq 0$, and hence, will be included nonperturbatively in contrast to ref.⁴⁾ Further, the paramagnetic effect becoming important upon cooling is sensitive to the impurity scattering. Hence, both the two depairing effects and the impurity scattering

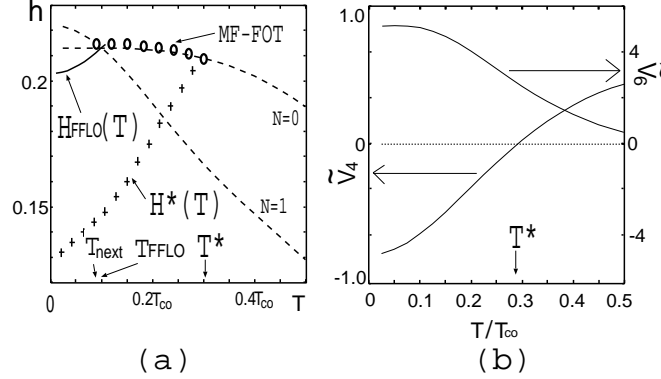


Fig. 1. (a) Mean field H - T phase diagram obtained from computations in high H and low T region. The magnetic field is measured in the reduced variable $h = H/H_{c2}^{\text{orbit}}$. (b) T -dependences of $\tilde{V}_4 = V_4/\tau_H^2$ and $\tilde{V}_6 = V_6/\tau_H^4$ computed on $H_{c2}(T)$. In both (a) and (b), $(2\pi\tau T_{c0})^{-1} = 0.025$ was commonly used. See the text for other details.

should be treated on an equal footing. For this reason, we have examined the coefficients V_4 and V_6 numerically by, as well as in eq.(2), applying the parameter (ρ in eq.(3)) integral representation and neglecting the vertex corrections. Details of their derivation will be described elsewhere.¹²⁾ Consequently, as shown in Fig.1, the coefficient V_4 (V_6) defined in $N = 0$ becomes negative (positive) in $H > H^*(T)$.

In Fig.1 (a), we give a MF phase diagram in high H following from calculations of the GL coefficients mentioned above in a slightly impure $((2\pi\tau T_{c0})^{-1} = 0.025)$ case. There, the paramagnetic parameter $\mu_0 H_{c2}^{\text{orbit}}/2\pi T_{c0}$ corresponding to the Maki parameter is chosen as 0.8, where $H_{c2}^{\text{orbit}} = 0.56\phi_0/(2\pi\xi_0^2)$ is the 2D orbital limiting field in pure case, and $\xi_0 = v_F/2\pi T_{c0}$. The dashed curves express the lines defined by $a_0(0) = 0$ and $a_1(0) = 0$, and, in a range where the MF transition is of second order, the higher field portion of these two curves plays the role of the $H_{c2}(T)$ -line. Above the curve denoted by the plus symbols (i.e., $H > H^*(T)$), however, the coefficient V_4 in $N = 0$ is negative, making the MF transition in $N = 0$ a discontinuous one (i.e., FOT) which occurs on the portion of $H_{c2}(T)$ denoted by the open circles in $T_{\text{next}} < T < T^*$. On the other hand, the MF transition in $N = 1$ is found to remain continuous,¹²⁾ although the $N = 1$ region¹³⁾ with $a_0(0) > a_1(0)$ is quite narrow. We have also estimated a structural transition curve $H_{\text{FFLO}}(T)$ between the ordinary straight vortex solid and a FFLO-like helical vortex solid with a modulation $\Delta_j^{(0)} \sim e^{iq_z s j}$ along \mathbf{H} as the line where $\partial a_0(q_z^2)/\partial q_z^2|_{q_z=0} = 0$. Since $\partial^2 a_0(q_z^2)/\partial (q_z^2)^2|_{q_z=0} > 0$, and the spin depairing inducing this transition is enhanced with increasing H and decreasing T , a *second order* structural transition at $H_{\text{FFLO}}(T)$ *decreasing* upon cooling is expected at least near H_{c2} to occur, although the range in which this $N = 0$ state is realized seems to be quite narrow in this $\mathbf{H} \parallel c$ case. Actually, in contrast to T^* , the $H_{\text{FFLO}}(T)$ curve and the $N = 1$ vortex state region are very sensitive to the impurity strength, and we find that, for $(2\pi T_{c0}\tau)^{-1} = 0.05$, $T^* \simeq 0.23T_{c0}$, while the $H_{\text{FFLO}}(T)$ and the $N = 1$ region are not present any longer. The main result $T^* > T_{\text{FFLO}}$

in our MF calculation is satisfied, at least in $\mathbf{H} \parallel c$, irrespective of the impurity strength¹²⁾ and should be compared with results in ref.⁴⁾

Now, let us turn to discussing the genuine high H phase diagram of superconductors with paramagnetic depairing. Hereafter, we will focus on the region $H^*(T) < H < H_{\text{FFLO}}(T)$ in Fig.1(a) and use the following GL functional on the basis of the MF results shown above:

$$\begin{aligned} \frac{\mathcal{F}}{T} = & \sum_j \int d^2 r_{\perp} \left\{ \alpha |\Psi_j|^2 + \gamma |\Psi_j - \Psi_{j+1}|^2 \right. \\ & \left. - \frac{|\beta(T)|}{2} |\Psi_j|^4 + \frac{1}{3} |\Psi_j|^6 \right\}. \end{aligned} \quad (4)$$

Here, $\gamma > 0$, $\alpha \simeq \alpha_0(H - H_0)/H_0$ with a T -dependent constant α_0 , and H_0 is the field value satisfying $a_0(0) = 0$. Further, the length and the pair-field were rescaled in the manner $\mathbf{r}_{\perp}/r_H \rightarrow \mathbf{r}_{\perp}$ and $(T/V_6 r_H^2 N(0))^{-1/6} \Delta_j^{(0)} \rightarrow \Psi_j$. Consequently, the 2D fluctuation strength is measured by $|\beta(T)|^{-1} = |V_4|^{-1} (V_6^2 T/N(0) r_H^2)^{1/3}$. Any term expressing a vortex pinning effect induced by the electronic impurity scattering was neglected.

To explain why the MF-FOT should not occur in real systems with any nonvanishing fluctuation, it is convenient to start from a description deep in the ordered phase. First, since an inclusion of the orbital depairing requires the presence of field-induced vortices, a low energy excitation in the ordered phase is inevitably an elastic mode of a vortex solid. It is quite clear that the form of the elastic energy and the relation between the phase fluctuation and the vortex displacement¹⁴⁾ are unaffected by a difference in the form of nonlinear terms of the GL model. As in the case with no paramagnetic depairing,¹⁴⁾ the phase fluctuation is marginally relevant even in 3D case, and the main rigidity of the phase fluctuation is the shear modulus of the underlying vortex solid. Hence, if the melting of the vortex solid occurs at H_m below H_{c2} , the vortex liquid just above H_m with vanishing shear modulus has no long range orders and hence, should be continuously connected with the normal phase above H_{c2} .²⁾ In this case, the MF-FOT at H_{c2} should not occur. Further, to understand this from another point of view, let us note that the quasi 2D SC order parameter in the lowest LL has the form¹⁶⁾

$$\Psi(u, z) = \mathcal{A}(z) e^{-y^2/(2r_H^2)} \prod_{i=0}^{N_s-1} (u - u_i(z)), \quad (5)$$

where $u = x + iy$, $z = js$, $u_i(z)$ is the complex coordinate perpendicular to \mathbf{H} of the i -th vortex, and a Landau gauge was assumed for the external gauge field. Since the vortex positions are highly disordered above H_m , the fluctuation effect above H_m is essentially described only by the amplitude $\mathcal{A}(z)$. However, $\mathcal{A}(z)$ depends only on z *irrespective of* the form of nonlinear terms in the GL model. That is, since the amplitude fluctuation itself has a reduced dimensionality and is 1D-like in 3D systems^{2,15)} even in the present case, the amplitude fluctuation plays a role of pushing the vortex lattice freezing field down to a lower field, and the MF-FOT should not be realized in real 3D systems.

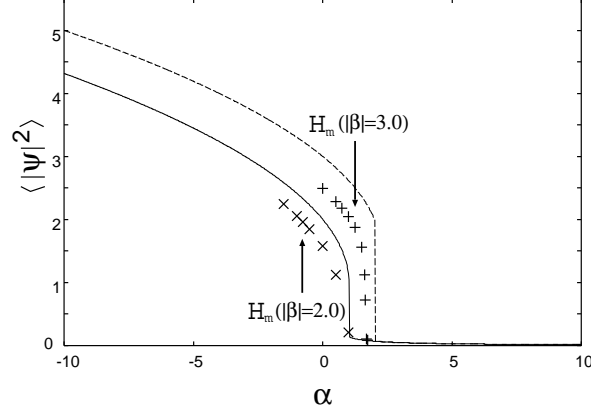


Fig. 2. Numerical data (symbols) of $\langle |\Psi|^2 \rangle$ in the case composed of four layers. The corresponding results (curves) in the Hartree approximation¹⁵⁾ are also given. The cross symbols and solid curve (plus symbols and dotted curve) are results in $|\beta| = 2.0$ (3.0). In $|\beta| = 3.0$, the $H_{c2}(T)$ corresponds to $\alpha = 1.7$ and lies above H_m . The used parameter values are given in the text on the final page.

Bearing such a theoretical prospect in mind, we have performed Monte Carlo simulations on the model of eq.(4), and its 2D version using material parameter values useful for comparisons with observations in CeCoIn₅. Our simulation method follows that of ref.¹⁷⁾ under the lateral boundary condition $L_x/L_y = 2N_x/\sqrt{3}N_y$ with $(N_x, N_y) = (6, 6)$ and a periodic boundary condition across the layers. Hereafter, the key quantities in the present case within $N = 0$ are $-\langle |\Psi|^2 \rangle$ and the structure factor defined¹⁵⁾ as the correlation function of $|\Psi(\mathbf{r}_\perp)|^2$. The former is equivalent to the magnetization or the fluctuation entropy, while the latter is a measure of the vortex positional order.

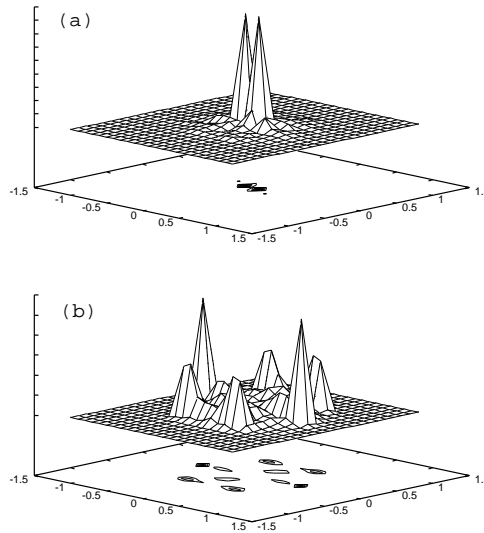


Fig. 3. Structure factor defined from the correlation function of $|\Psi(\mathbf{r})|^2$ for $|\beta| = 3.0$ at (a) $\alpha = 1.65$, (b) $\alpha = 1.25$.

Computed results of α dependences of $\langle |\Psi|^2 \rangle$ in a layered system consisting of four layers are

shown in Fig.2 for $|\beta| = 2.0$ and 3.0 . Clearly, the nearly discontinuous behavior at H_{c2} is smeared out as the fluctuation is enhanced (i.e., $|\beta|$ is reduced). For comparison, the corresponding results in the Hartree approximation¹⁵⁾ are also drawn as the solid and dashed curves. Note that a change of $\langle |\Psi|^2 \rangle$ at H_{c2} is extremely steep even in this approximation where *no* transition occurs.¹⁵⁾ Clearly, the presence of a genuine FOT cannot be argued merely through a steep growth of $\langle |\Psi|^2 \rangle$ in a real system with weak SC fluctuation. Next, let us examine whether the melting transition point coincides or not with the MF transition field $H_{c2}(T)$. The melting transition is widely believed to be a *weak* FOT, and this should be found¹⁷⁾ in Monte Carlo simulations as a tiny discontinuity in thermodynamic quantities. Unfortunately, due primarily to numerical difficulties, our simulation is restricted to too small systems to observe such a discontinuity. For our purpose, however, it is sufficient to estimate the melting temperature by finding where the Bragg peaks of the vortex lattice disappear. Fig.3 shows snapshots of the structure factor on $|\Psi|^2$ when $|\beta| = 3.0$. No vortex positional ordering is seen at H_{c2} . As indicated in Fig.2, nearly sharp Bragg peaks appear at H_m below H_{c2} , while most of the entropy have been lost rather near H_{c2} above it. The two field (or temperature) scales, one characterizing the steep growth of $\langle |\Psi|^2 \rangle$ and another corresponding to the sudden growth of vortex positional ordering, are clearly distinguished.

Quite similar results to those in Fig.2 and 3 were also obtained in 2D case where the system size dependence of H_m is more easily examined. As expected from a commensurability between a MF solution and the lateral periodic boundary condition, it was verified through the data in system sizes (6,4) and (8,6) with $L_x/L_y = \sqrt{3}N_x/2N_y$ that H_m is lowered with increasing the system size. This means that the relation $H_m < H_{c2}$ found above holds in simulations for larger sizes.

Recently, a large apparent discontinuity was observed in transport and thermodynamic data⁶⁻⁸⁾ in a heavy fermion material CeCoIn₅ in high fields, where a strong paramagnetic depairing is expected even in $\mathbf{H} \parallel c$,^{6,18)} and was identified with the MF-FOT. A hysteresis seen in the magnetization data was interpreted as being due to a genuine FOT at H_{c2} . However, the specific heat in $\mathbf{H} \parallel c$ ⁸⁾ and resistivity data⁷⁾ have shown *no* measurable hysteresis in contrast to observations¹⁹⁾ in systems with no orbital depairing, although a stronger genuine FOT should be accompanied by a larger hysteresis reflecting a larger condensation energy. Further, a magnetic hysteresis in type-II superconductors is usually a consequence of vortex pinning.²⁰⁾ Actually, a magnetization measurement in CeCo_{1-x}Rh_xIn₅ has shown⁹⁾ that the discontinuity of magnetization disappears with increasing the Rh-substitution, while the hysteresis remains unaffected, implying that the observed^{6,7)} magnetic hysteresis is *not* a direct consequence of an intrinsic SC transition. Further, the Rh-substitution has resulted in a decrease of condensation energy⁹⁾ which is usually equivalent to an enhancement of SC fluctuation. Together with the absence of a nearly discontinuous behavior in other systems^{10,11)} suggestive of a large spin depairing and with *strong* fluctuation, these observations in CeCoIn₅ are consistent with the absence of a genuine FOT stressed in this paper.

Bearing these observations in Ce-compounds in mind, we have chosen parameter values in Fig.2 and 3 as follows. The $N(0)$ -value was taken from the heat capacity data in $H = 0$.¹⁸⁾ The Maki parameter value used in Fig.1 leading to $T^*/T_{c0} \simeq 0.37$ was chosen again because the apparent FOT behavior is observed in $T < 0.3T_{c0}$.⁸⁾ Further, we have assumed, for brevity, $T/T_{c0} = 0.1$ and $\gamma = 0.25$ (see eq.(4)). Then, the $|\beta|$ -value is located in the range between 2.0 and 3.0 used in our computation, and we have α_0 ($\propto (N(0)T_{c0}/T)^{2/3}$) $\simeq 50$. This α_0 value suggests that, on a linear scale of the magnetic field of the order of $H_{c2}(T = 0)$, even the broader simulation curve in $|\beta| = 2$ in Fig.2 cannot be distinguished from a strictly discontinuous jump. Further, according to our MF calculation the (apparent) magnetization jump value at $T = 50(\text{mK})$ is roughly estimated as $20(\text{G})$ which is comparable with the measured one ($\sim 30(\text{G})$).⁶⁾

In conclusion, we have given convincing results implying that a MF-FOT at H_{c2} in superconductors with field-induced vortices (i.e., orbital depairing) should not occur as a genuine FOT in real systems with any nonvanishing fluctuation effect. Typically, this situation is realized in materials with a singlet pairing and with an enhanced paramagnetic depairing. Assuming a quasi 2D material with the $d_{x^2-y^2}$ -pairing state in $\mathbf{H} \parallel c$, we have performed numerical simulations under a condition presumably compatible with high field CeCoIn₅ data suggesting a strong discontinuous transition at H_{c2} . The absence of a genuine FOT at H_{c2} is consistent with the *absence* of hysteresis accompanying this discontinuous behavior in CeCoIn₅ and unrelated to the vortex pinning. The obtained MF phase diagrams seem to be roughly consistent with the observations in CeCoIn₅, including recent data²¹⁾ suggestive of a structural transition possibly to an FFLO-like vortex solid, if taking account of a nonvanishing impurity concentration. The issues in $\mathbf{H} \perp c$ will be considered elsewhere.

After writing an earlier version of the manuscript, additional simulations at lower T/T_{c0} (< 0.1) have been performed, and a small hysteresis in the almost discontinuous behaviors was found to occur in this case. However, since the GL coefficients (i.e., V_4 and V_6 in eq.(1)) remain unchanged, this hysteresis is *not* due to a genuine FOT but a phenomenon appearing on *measurable* Monte Carlo steps (i.e. time scales) as a reflection of incomplete relaxation in simulations¹²⁾ which are inevitably in non-equilibrium. The tiny hysteresis appeared at lower T but *above* T_{FFLO} in CeCoIn₅ only in $\mathbf{H} \perp c$ ²¹⁾ is likely to have a similar origin to this numerical one *practically* occurring in cases with sufficiently weak fluctuations.

We thank T. Sakakibara, Y. Matsuda, K.Izawa, T. Tayama, R. Movshovich, and K. Machida for stimulative discussions. Part of the numerical computation in this work has been carried out at the Supercomputer Center, Institute for Solid State Physics, University of Tokyo, and at the Yukawa Institute Computer Facility in Kyoto University.

1) E. H. Brandt: Rep. Prog. Phys. **58** (1995) 1465.

- 2) R. Ikeda: J. Phys. Soc. Jpn. **70** (2001) 219.
- 3) V. P. Mineev: Phil. Mag. B **80** (2000) 307.
- 4) M. Houzet and A. Buzdin: Phys. Rev. B **63** (2001) 184521.
- 5) K. Izawa *et al.*: Phys. Rev. Lett. **87** (2001) 057002.
- 6) T. Tayama *et al.*: Phys. Rev. B **65** (2002) 180504.
- 7) T. P. Murphy *et al.*: Phys. Rev. B **65** (2002) 100514(R).
- 8) A. Bianchi *et al.*: Phys. Rev. Lett. **89** (2002) 137002.
- 9) A. Harita *et al.*: in Autumn Meeting of the Physical Society of Japan (2002).
- 10) T. Shibauchi *et al.*: Phys. Rev. Lett. **86** (2001) 5763.
- 11) T. J. Lee *et al.*: Phys. Rev. Lett. **78** (1997) 3555.
- 12) H. Adachi and R. Ikeda: in preparation.
- 13) H. Shimahara and D. Rainer: J. Phys. Soc. Jpn. **66** (1997) 3591.
- 14) R. Ikeda *et al.*: J. Phys. Soc. Jpn. **61** (1992) 254.
- 15) R. Ikeda *et al.*: J. Phys. Soc. Jpn. **59** (1990) 1397.
- 16) Z. Tesanovic and L. Xing: Phys. Rev. Lett. **67** (1992) 2729.
- 17) Y. Kato and N. Nagaosa: Phys. Rev. B **48** (1993) 7383.
- 18) S. Ikeda *et al.*: J. Phys. Soc. Jpn. **70** (2001) 2248.
- 19) T. Suzuki *et al.*: J. Phys. Soc. Jpn. **69** (2000) 1462.
- 20) A. A. Gapud *et al.*: Phys. Rev. B **67** (2003) 104516.
- 21) A. Bianchi *et al.*: cond-mat/0304420.