

Observation of Apparently Zero-Conductance States in Corbino Samples

C. L. Yang, M. A. Zudov, T. A. Knuuttila, and R. R. Du
Department of Physics, University of Utah, Salt Lake City, Utah 84112

L. N. Pfeiffer and K. W. West
Bell Laboratories, Lucent Technologies, Murray Hill, New Jersey 07974
 (Dated: March 21, 2003)

Using Corbino samples we have observed oscillatory conductance in a high-mobility two-dimensional electron system subjected to crossed microwave and magnetic fields. On the strongest of the oscillation minima the conductance is found to be vanishingly small, possibly indicating an insulating state associated with these minima.

PACS numbers: 73.40.-c, 73.43.-f, 73.21.-b

Following the discovery by Zudov et al [1] of giant amplitude magnetoresistance oscillations in a two-dimensional electron system (2DES) subjected to crossed microwave (MW) and weak magnetic (B) fields, observations of exponentially small resistance states (ESRS) associated with the oscillation minima were reported [2, 3]. The emergence of ESRS at the oscillation minima strongly correlates with an increasing electron mobility in the 2DES [4]. The origin of the oscillations and the mechanism leading to ESRS are of considerable current theoretical interest [5, 6, 7, 8, 9, 10, 11, 12]. Several models based on oscillatory density of states and negative d.c. response of the 2DES to a driving a.c. field are proposed [6, 7, 8, 9], possibly providing a simple and physically transparent mechanism for the oscillations. The ESRS, it follows, are thought to result from an instability caused by the negative response and subsequent redistribution of electric currents [7, 8]. Other models consider either the electron orbital dynamics and the formation of a sliding charge-density wave [5], or an interplay between the bulk and edge magnetoplasmon modes which could lead to oscillations [12]. A classical mechanism based on non-parabolicity of the electron dispersion is proposed in Ref. [10].

While the electronic d.c. transport in this regime is controlled by an a.c. MW field, the diagonal resistance measured in ESRS resembles remarkably that observed in the quantized Hall effect (QHE), a purely d.c. transport phenomenon pertaining to a strong magnetic field. It is well known [13] that, in the QHE a vanishing resistivity, ρ_{xx} , is equivalent to a vanishing conductivity, σ_{xx} , and these two quantities relate to each other by

$$\sigma_{xx} = \frac{\rho_{xx}}{\rho_{xx}^2 + \rho_{xy}^2} \approx \rho_{xx}/\rho_{xy}^2 = (n_e e/B)^2 \rho_{xx}, \quad (1)$$

where n_e is the electron density. The vanishing conductivity in the QHE is taken as the evidence for an insulating state, and the rigidity of the state can be understood by the formation of an energy gap, either of single-electron origin (integer QHE) or of many-electron origin (fractional QHE).

We report on MW-induced vanishing d.c. conductance observed in Corbino samples of a high-mobility 2DES. The experiments demonstrate that, regardless of the

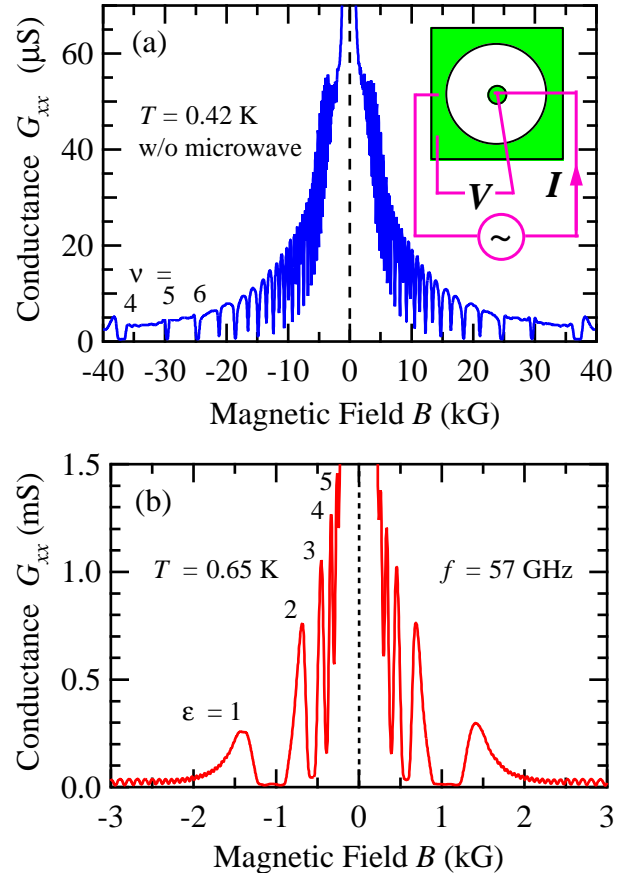


FIG. 1: (a) Magnetoconductance of a Corbino sample (without MW illumination) is shown to exhibit sharp SdH oscillations at low magnetic field and vanishing IQHE minima at high magnetic field. The insert depicts the geometry of the sample and the measurement circuit. (b) The conductance oscillations observed in the Corbino sample with microwave illumination. A vanishing-conductance state at the first minimum is observed.

presence of the MW fields, the conductance and resistance are invertible according to Eq. (1), up to a scaling factor; hence, the observed vanishing-conductance states (VCS) correspond to ESRS. Such observation from a topologically distinct sample could impose new constraint on theoretical models of ESRS.

Our samples were cleaved from a $\text{Al}_{0.24}\text{Ga}_{0.76}\text{As}/\text{GaAs}/\text{Al}_{0.24}\text{Ga}_{0.76}\text{As}$ quantum well (QW) wafer grown by molecular beam epitaxy. The width of the QW is 25 nm and the electrons are provided by Si δ -doping layers 80 nm above and below the QW. After illumination by a red light-emitting diode at $T \approx 1.5$ K, the electron density, n_e , and mobility, μ , reached $3.55 \times 10^{11} \text{ cm}^{-2}$ and $12.8 \times 10^6 \text{ cm}^2/\text{Vs}$, respectively. The Corbino samples, with an inner diameter $r_1 \approx 0.5$ mm and an outer diameter $r_2 \approx 3.0$ mm, were made on a $\sim 4 \text{ mm} \times 4 \text{ mm}$ square. Ohmic contacts were made of indium. To compare the conductance measurement with a resistance measurement, a $\sim 4 \text{ mm} \times 4 \text{ mm}$ square sample was made with eight indium contacts along the perimeter. The measurements were performed in a sorption-pumped ^3He cryostat equipped with a superconducting magnet; the magnetic field was calibrated using a low temperature Hall probe. The microwaves were generated by Gunn diodes and guided down to the sample via an oversized (WR-28) waveguide. The conductance or resistance traces were recorded employing a low-frequency (2.7 Hz) lock-in technique while the sample was immersed in ^3He liquid and under continuous microwave illumination of fixed frequency, f , and power, P .

The diagonal conductance, $G_{xx} = I/V$, of the Corbino sample was obtained by measuring the current, I , passing through the 2DES, while applying a voltage, V , between the inner and outer contacts. Here x denotes the direction along the radius. A typical bias of $V \sim 1$ mV was used for the measurements. The inset of Fig. 1(a) shows a schematic circuit of the measurement.

Without the MWs and while sweeping the magnetic field, the G_{xx} trace shows sequentially, in Fig. 1(a), a Drude conductance around $B = 0$, sharp Shubnikov-de Haas (SdH) oscillations at $B \gtrsim 1.5$ kG, and vanishing conductance at the integer QHE (IQHE) minima at $B \gtrsim 10$ kG. The trace is strictly symmetrical with respect to $B = 0$, indicating that the recorded G_{xx} is free of any mixture with the Hall conductance. Altogether, such standard d.c. magnetotransport data attests exceptional quality of the Corbino sample. We note that at this temperature a residual conductance in the IQHE remains measurable. Its value is typically $\lesssim 5 \times 10^{-7} \text{ S}$, which is $\sim 10^{-7}$ of the conductance at $B = 0$ ($G_{xx}(0) \sim 2.5 \text{ S}$, converted from mobility). Empirically we take this value as the lower limit for determining the MW-induced vanishing conductance, presented below.

Fig. 1(b) shows a G_{xx} trace with MW illumination of $f = 57 \text{ GHz}$ and with an incident power $P \approx 10 \mu\text{W}$ on the sample surface. Notice that the temperatures

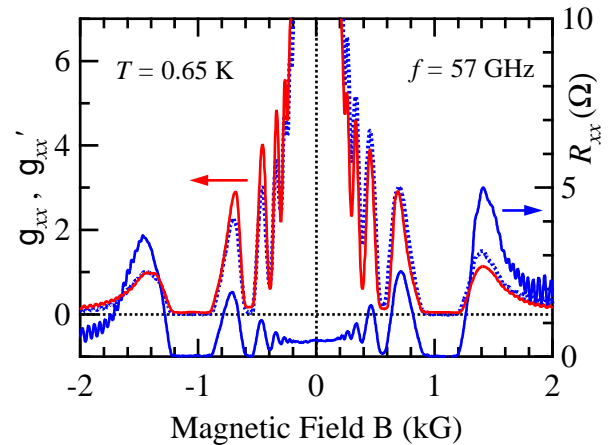


FIG. 2: The measured g_{xx} (normalized conductance, as defined in the text) of a Corbino sample is plotted together with a g'_{xx} (dotted line) inverted via Eq. (1) from R_{xx} measured on a square sample. An excellent agreement between the measured g_{xx} and the inverted one is found, indicating that the microwave-induced resistance oscillations and the conductance oscillations are invertible according to standard d.c. transport tensor relation.

marked in both (a) and (b) are those measured in the ^3He liquid. Strong MW-induced conductance oscillations up to 5 orders are observed. The peaks are marked by $\epsilon \equiv \omega/\omega_c = 1, 2, 3, \dots$, where $\omega_c = eB/m^*$ is the cyclotron frequency, $m^* = 0.068 m_e$ is the effective mass of the electron, and $\omega = 2\pi f$.

Our central finding from such measurements, however, is the vanishing-conductance state observed at the strongest oscillation minimum, around $B = \pm 1.05$ kG. Such state spans a wide range of Landau level filling factor, $\nu = n_e h/eB$, from $\nu \sim 160$ to $\nu \sim 120$. At $T = 0.65$ K, a residual conductance, $G_{xx} \lesssim 2 \times 10^{-5} \text{ S}$, was detected in the VCS regime, which is $\sim 10^{-5}$ of the conductance at $B = 0$. Considering the geometric factor of the Corbino sample and assuming a uniform distribution of the electric current passing through the contacts, such conductance value corresponds to a residual conductivity $\ll e^2/h$. Finite residual conductance has also been observed in the IQHE regime, which can be attributed to thermally activated conduction [14] or variable-range hopping conduction [15]. At this stage we are not able to rule out the possibility that the residual conductance of the VCS is caused by MW-induced parallel conduction. While the origin of the residual conductance remains to be clarified, it appears that the 2DES behaves like an insulator in the VCS regime.

In order to compare the MW-induced conductance oscillations with the resistance oscillations, we calculate a diagonal conductance, G'_{xx} , from a diagonal resistance, R_{xx} , measured on a square sample, using the inversion relation $G'_{xx} \approx R_{xx}/\rho_{xy}^2 = (n_e e/B)^2 R_{xx}$. The parameter

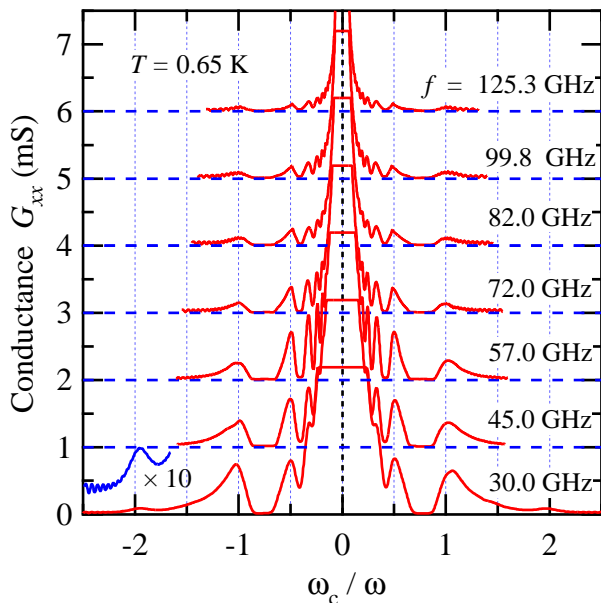


FIG. 3: The conductance oscillations of the Corbino sample for selected MW frequencies with roughly the same $P \approx 10 \mu\text{W}$ and $T \approx 0.65 \text{ K}$ (for clarity, traces are vertically shifted in steps of 1 mS). $m^* = 0.068 m_e$ is used to scale the magnetic field. For all frequencies, strong oscillations and the vanishing-conductance state are observed. The strength of the oscillation is decreasing with increasing MW frequency, which could be due to the decreasing of the photon number. Additional maximum at $\omega_c/\omega \approx 2$ is observed for $f < 40 \text{ GHz}$, as shown by the enlarged trace at negative B side for $f = 30 \text{ GHz}$.

which can be directly compared between different samples is not the conductance but the conductivity. Since the conductivity is proportional to conductance with a factor depending on the sample dimensions, which are not accurately known, we can normalize the conductance to a specific point B_0 (e.g., the first maximum of the oscillations), and compare the normalized conductances $g_{xx} (\equiv G_{xx}(B)/G_{xx}(B_0))$. Fig. 2 displays both the g_{xx} measured from the Corbino sample and the g'_{xx} converted from R_{xx} measured on a square sample. The R_{xx} of the square sample is also shown in Fig. 2, which was measured under the same conditions as the G_{xx} ($T = 0.65 \text{ K}$, $f = 57 \text{ GHz}$, $P \approx 10 \mu\text{W}$). Slight asymmetry of the R_{xx} with respect to $B = 0$ might indicate a weak mixture of resistance tensor elements. Excellent agreement between the g_{xx} 's clearly demonstrates that, under MW illumination the d.c. conductance and resistance remain invertible up to a scaling factor.

In addition, we have measured the conductance at different MW frequencies (from 25.5 GHz to 130 GHz) but at roughly the same MW power $P \approx 10 \mu\text{W}$ (at the sample surface) and the same temperature $T \approx 0.65 \text{ K}$. Selected conductance traces against the scaled magnetic

field, $1/\epsilon = \omega_c/\omega$, are shown in Fig. 3. Strong oscillations as well as the VCS are observed at all MW frequencies. Within experimental accuracy, no phase shift is observed for the major peaks ($\epsilon = 1, 2, 3$). We also notice a trend in which the strength of the oscillations, as measured by the peak height, is decreasing with increasing frequency. Such an observation can be qualitatively accounted for by the number of photons incident on the 2DES. Since the MW power is roughly the same, the number of photons is inversely proportional to the MW frequency, leading to a diminishing of the oscillations at higher f . For $f < 40 \text{ GHz}$, an additional maximum at $1/\epsilon \approx 2$ is observed; an example can be seen on both positive and negative B of the $f = 30 \text{ GHz}$ trace. Such additional peaks have been previously seen in the ESRS experiments [3].

In conclusion, we have observed MW-induced vanishing-conductance states in a high-mobility 2DES of Corbino geometry. While the effect is driven by an a.c. field, the d.c. conductivity and the resistivity are found to be invertible using the standard d.c. transport tensor relation. The observation of the vanishing-conductance states opens an unique experimental window for further investigations, and could impose new constraint on theoretical models of ESRS.

We thank H. L. Stormer, R. L. Willett, H. W. Jiang, and S. Hill for valuable discussions on experiments. The work at the University of Utah was supported by a DARPA QUIST grant. T. A. K. and R. R. D. were also supported in part by DOE.

-
- [1] M. A. Zudov, R. R. Du, J. A. Simmons, and J. L. Reno, cond-mat/9711149; Phys. Rev. B **64**, 201311(R) (2001).
 - [2] R. G. Mani, J. H. Smet, K. von Klitzing, V. Narayana-murti, W. B. Johnson, and V. Umansky, Nature **420**, 646 (2002).
 - [3] M. A. Zudov, R. R. Du, L. N. Pfeiffer, K. W. West, cond-mat/0210034; Phys. Rev. Lett. **90**, 046807 (2003).
 - [4] The MW-induced zero-resistance minima were observed as early as 10/10/2000, using a GaAs/Al_{0.3}Ga_{0.7}As heterostructure sample of density $2.7 \times 10^{11} \text{ cm}^{-2}$ and mobility $1.0 \times 10^7 \text{ cm}^2/\text{Vs}$, C. L. Yang, M. A. Zudov, R. R. Du, L. N. Pfeiffer, and K. W. West, unpublished.
 - [5] J. C. Phillips, cond-mat/0212416; cond-mat/0303181; cond-mat/0303184.
 - [6] A. C. Durst, S. Sachdev, N. Read, and S. M. Girvin, cond-mat/0301569.
 - [7] A. V. Andreev, I. L. Aleiner, and A. J. Millis, cond-mat/0302063.
 - [8] P. W. Anderson and W. F. Brinkman, cond-mat/0302129.
 - [9] J. Shi and X. C. Xie, cond-mat/0302393; cond-mat/0303141.
 - [10] A. A. Koulakov and M. E. Raikh, cond-mat/0302465.
 - [11] A. F. Volkov, cond-mat/0302615.
 - [12] S. A. Mikhailov, cond-mat/0303130.
 - [13] See, e.g., D. C. Tsui, H. L. Stormer, and A. C. Gossard,

Phys. Rev. B **25**, 1405 (1982).

- [14] See, e.g., S. Das Sarma and D. Z. Liu, Phys. Rev. B **48**, 9166 (1993).
- [15] See, e.g., D. G. Polyakov and B. I. Shklovskii, Phys. Rev. Lett. **70**, 3796 (1993); Phys. Rev. B **48**, 11167 (1993).