

DENSITY FUNCTIONAL ELECTRONIC SPECTRUM OF THE CuO_6^{-10} CLUSTER AND POSSIBLE LOCAL JAHN-TELLER DISTORTIONS IN THE La-Ba-Cu-O SUPERCONDUCTOR

J. R. Soto¹, J. J. Castro², E. Yépez¹, and A. Calles¹

¹ Facultad de Ciencias, UNAM

Apdo. Post. 70-646, 04510 México D. F.

² Departamento de Física, CINVESTAV DEL IPN

Apdo. Post. 14-740, 07000 México D. F.

Received: date / Revised version: date

Abstract. We present a density functional theory (DFT) calculation in the generalized gradient approximation to study the possibility for the existence of Jahn-Teller (JT) or pseudo Jahn-Teller (PJT) type local distortions in the La-Ba-Cu-O superconducting system. The analysis is based on the calculation and correspondingly group theory classification of the electronic ground state of the CuO_6^{-10} elongated octahedra cluster, immersed in a background simulating the superconductor. The motivation to do this study is that the origin of the apical deformation of the CuO_6^{-10} cluster is not due to a pure JT effect, having therefore a non *a priori* condition to remove the degeneracy of the electronic ground state of the parent regular octahedron. We present a comparative analysis of the symmetry classified electron spectrum with previously reported results using unrestricted Hartree-Fock calculations (UHF). Both the DFT and UHF calculations produced a non degenerate electronic ground state, not having therefore the necessary condition for a pure JT effect. However, the appearance of a degenerate E_g state near to the highest occupied molecular orbital in the DFT calculation, suggests the possibility for a PJT effect responsible for a local distortion of the oxidized CuO_6^{-9} cluster.

PACS. 74.72.-h Cuprates Superconductors – 71.15.Mb Density Functional Theory – 71.70.Ej Jahn-Teller

effect

1 Introduction

Since the discovery of high T_c superconductivity, the understanding of the mechanism responsible for this novel phenomenon has been one of the most challenging problems in condensed matter physics. To date, it is known to involve the pairing of charge carriers, although the precise nature of these carriers and the mechanism by which the pairing occurs is still an open problem [1,2,3,4]. The evidence that strong electron-phonon interaction in oxides as well as in mixed-valence systems can occur owing to polaron formation, together with the fact that a possible mechanism for polaron formation is the Jahn-Teller (JT) effect [5], where spontaneous lattice distortions remove the degeneracy of the electronic ground state, led to Bednorz and Müller [6] to the discovery of high temperature superconductivity. One reason to suspect the JT effect might play an important role in those systems, is the fact that all superconducting copper oxides have perovskite-like crystal lattices, with Cu^{2+} ions surrounded by O^{2-} ions. One of the most studied system, La-Ba-Cu-O has this particular structure, containing sheets of corner-sharing CuO_6 octahedra. The Cu-O planes, where it is believed that superconductivity and charge transport are mostly confined, have an electronic structure, within the ionic model, built up from the $3d^9$ states of Cu^{2+} and the $2p^6$ states of O^{2-} .

In the insulating parent compound of the La based superconductor La_2CuO_4 , the CuO_6 octahedra are elongated, with a Cu-O distance of 1.90 Å within the plane and 2.42 Å perpendicular to it. This distortion, some authors believed, could be at least partly due to a static JT

effect [7]. This can be seen from the fact that for the regular octahedron we have the O_h symmetry, with a splitting of the d^9 electron states into $E_g + T_{2g}$ irreducible representation (IR). The corresponding decomposition of the ions vibrational modes Q_k , according to the IR of the O_h group gives $\Gamma = a_{1g} + e_g + t_{2g} + 2t_{1u} + t_{2u}$. The general condition in order to have a JT effect, is that the generalized force between nuclei, defined as the matrix element of the force operator $(-\partial V/\partial Q_k)$, between the total electronic ground state ψ_i , transforming respectively as the Γ_k and Γ_i IR of the corresponding symmetry group, should be different from zero. From general group theory rules, we know that this condition can be fulfilled if $\Gamma_i^* \times \Gamma_k \times \Gamma_i \subset \Gamma_1$ is satisfied (or equivalently $\Gamma_i^* \times \Gamma_i \subset \Gamma_k$), where Γ_1 is the identity IR. Hence for the regular octahedron having the O_h symmetry group, the JT condition is fulfilled, being the e_g and t_{2g} modes the possible JT active modes. Hence in order to have a pure JT effect and as a consequence a completely removal of the electronic degeneracy, the Cu site symmetry should be cubic. This would be precisely the case for an isolated regular CuO_6 octahedra. However in the insulating parent compound of the La based superconductor La_2CuO_4 , the Cu site symmetry is far from being cubic. Even if the CuO_6 octahedra would be regular, the crystal field would not possess cubic symmetry. It has also been shown [8] (and references cited there), that at least half of the octahedral distortion in the CuO_6 cluster can be accounted for, as a consequence of the strongly layered crystal structure and the large ionic interaction. From the above mentioned arguments one would expect

that the partially filled electronic E_g state in the regular CuO_6 octahedra might only be partly responsible for the CuO_6 elongated shape, having therefore a non *a priori* condition for the complete removal of the electronic degeneracy. As a clear example of an apical distortion where the JT effect does not play any role is when the Cu ion is substituted by Ni, obtaining La_2NiO_4 . This system has the same structure as La_2CuO_4 , but the Ni^{+2} is not a JT ion. There are also in the literature some proposed models where the JT effect plays a definite role in high T_c superconductivity beyond that of producing the static deformation of the CuO_6 octahedra [9,10,11].

Experimental results in Cu K-edge absorption spectroscopy XANES (x-ray absorption near edge structure) and EXAFS (extended x-ray absorption fine structure) [12] as well as PDF (pair-distribution-function) analysis of neutron powder-diffraction data [13] have shown the existence of important inhomogeneities in the high- T_c superconductor structures. In particular, the CuO_6 octahedra in $\text{La}_{1.85}\text{Sr}_{0.15}\text{CuO}_4$ exhibits local deformations in the apical direction as well as in the planar Cu-O bond length due presumably to changes in the local charge state [12]. This fact together with the previously mentioned arguments concerning the possible symmetry of the electronic ground state, raises the question as whether this deformation is somewhere connected to a JT or pseudo Jahn-Teller (PJT) kind of distortion. In order to determine whether the JT or PJT effect might play any significant role on the local distortion on the La-Ba-Cu-O system, it is necessary to determine the symmetry properties of the total electronic

ground state. Being the condition for a JT that this state must be degenerate. If it is not the case then the possibility of a PJT effect emerges and it is determined by non null matrix elements of the force operator $(-\partial V/\partial Q_k)$, between the non degenerate ground state and closed excited states. Concerning the PJT effect it has been pointed out [14] that there are no *a priori* exceptions for vibronic coupling effects. The presence of electronic degeneracy is just an important special case of vibronic coupling. Bersuker [15] has introduced a PJT vibronic coupling through the mixing with the $^1B_{1g}$ excited state to explain a polaron formation mechanism in high T_c superconductors. It is worth mentioning that the PJT effect has been some times misinterpreted as a second order correction, and in fact this effect may be very strong, specially when the JT effect is absent. The study of those effects might be relevant in understanding the electron-lattice interaction.

In this paper, we examine the possibility of having a local distortion in the CuO_6 octahedra in La-Ba-Cu-O superconducting system originated by a JT or PJT effect. This is done under the assumption of a CuO_6^{-10} cluster model for the superconductor. The CuO_6^{-10} cluster is immersed in a set of static charges, located in the proper positions in order to simulate the crystalline background. This background stabilizes the cluster and preserves the point symmetry group. The electronic spectrum is calculated using the density functional theory in the generalized gradient approximation (DFT-GGA), and classified according to the IR of the symmetry group D_{4h} .

The paper is organized as follows. In Sec. 2 we introduce the cluster model representing the La-Ba-Cu-O system, and the methods used for the calculation and symmetry classification of the electronic spectrum. In Sec. 3 we present the results and discussion for the spectrum obtained and compared with the results of a unrestricted Hartree-Fock (UHF) calculation, and discussed the possible JT or PJT type of distortions. The conclusions are presented in Sec. 4.

2 Cluster Model

We study the elongated octahedral CuO_6^{-10} cluster immersed in a point charges environment according to the structure of the tetragonal superconductor $(\text{La,Ba})_2\text{CuO}_4$ with the experimental lattice constants: $a = 3.7873 \text{ \AA}$ and $c = 13.2883 \text{ \AA}$ and with a Cu-O apex distance of 2.42 \AA [16]. This background simulates the crystalline surrounding.

The necessity to preserve the experimental bond lengths of the cluster, lead us to adjust the background arrangement in order to stabilize the cluster system. The values for the point charges environment were determined by performing a UHF cluster stability analysis [17]. The first trial of stability calculations was done surrounding the cluster with fixed point charges corresponding to the formal charges values La^{3+} , Cu^{2+} , O^{2-} , and placing $\text{O}^{1.1538-}$ at the outer boundary (in a spherical radius of 8 \AA) accumulating 178 charges which neutralize the -10 charge of the cluster. We found this structure unstable in this background. However, if we change the formal charge of

the nearest copper atoms in Cu-O planes to Cu^{1+} (value consistent with possible Cu valence states), we recuperate stability with an absolute value for the energy gradient of 2.2×10^{-3} a.u. for the oxygen atoms in the plane. At this stage we did not try to make a full structure optimized calculation.

Recent works dealing with similar cuprate clusters have shown that the use of pseudopotential models for the nearest atoms to the cluster are advantageous in order to prevent an artificial polarization of the oxygen electrons towards the (in other way) bare positive charges [18,19,20]. In a previously reported work [17], we performed an electronic structure calculation for the neutral CuO_6^{-10} cluster embedded in the modified point charges environment using different basis in the HF formalism. Looking at the hybridization of the different wave functions, we do not observe the artificial polarization effect. This is due to the fact that we are using an effective charge of +1 for the nearest Cu atoms on the Cu-O planes. The only case where we note anomalies was in the use of minimal gaussian basis 3-21G, where we got a wrong symmetry for the total wave function. By the addition of a polarization term to the oxygen 3-21G basis, we recuperated the correct wave function symmetry. It should be mentioned that the point charges substitution by the pseudopotentials does not guarantee the stabilization of the structure without a full relaxation of the cluster. In a DFT structure optimization calculation using bare pseudopotentials, relaxing only the apical length, Pliberšek et al. [21] found a $+0.04 \text{ \AA}$ shift from the correct experimental value for

the apical distance Cu-O. Hence, since our main interest is in the analysis of the symmetry properties of the electron spectrum we try as a first model calculation a background with point charges.

When a point charges set is used to simulate the crystalline environment, some small adjustments in the charge values or its positions, or the inclusion of a ghost charges set are made in order to obtain the Madelung potential on the points corresponding to the atoms positions in the cluster. We do not assume this procedure here because the difference between the potential resultant from the number of charges in our model and the Madelung potential becomes rather small [22]. Even more, assuming this procedure, the background symmetry could be changed if some charges are moved from its original positions. In our model we need to preserve the point symmetry of the environment in order to obtain the correct IR's corresponding to the cluster molecular orbital (MO) and the nature of the vibronic coupling.

In summary, our model consists of a CuO_6^{-10} cluster embedded in an environment formed by point charges placed at the positions of the nearest shell of atoms outside the cluster with the outer shell always being oxygen and the immediate copper atoms in the Cu-O plane with a charge +1. For the present calculation we have surrounded the cluster with 178 fixed point charges corresponding to La^{3+} , Cu^{2+} , O^{2-} , Cu^{1+} , and $\text{O}^{1.026-}$ at the outer boundary, with a net charge of +10 which neutralized the -10 charge of the cluster. The radius of the outer shell was fixed at 8 Å. In order to consider the possible undesir-

able basis effects on the electronic spectrum we selected a 4-21G basis with polarization d-components in the oxygens and no diffuse components s or p were added. The additional oxygen d-components privileges the Cu3d-O2p hybridization over the artificial polarization O2p-(Cu^{1+} , La^{3+} bare charges). The arrangement selected, guarantees approximately the stability of the cluster, as well as the D_{4h} symmetry properties of the electronic states and small polarization effects.

In a simple ionic model, the molecular levels formed by the 3d⁹ states of Cu^{2+} hybridized with the 2p⁶ states of O^{2-} immersed in a D_{4h} crystalline field produce a non-degenerate electronic ground state. The same result is obtained within a quasi-molecular approximation in an extended Hückel model and also in open shell restricted and unrestricted Hartree-Fock (RHF-OS and UHF) calculations for the electronic ground state [17]. This shows that within these approximations we do not find a possibility for pure JT distortions. The question is whether the same symmetry for the total electronic wave function is preserved in an electronic spectra obtained from *ab initio* calculations where higher electron correlations are taken into account. In order to investigate this situation we have performed a DFT-GGA calculation to determine the electronic ground state for the apical octahedron cluster together with their symmetry classification. This allows us to analyze the possibility of realization of total degenerate electronic wave function.

The DFT calculation for the electronic ground state was performed using the *ab initio* package CADPAC 6.1

(UNICHEM 4.0) [23] running in a CRAY/YMP-4. This calculation was done using the generalized gradient approximation (GGA) [24,25,26,27] with a 3-21G basis set for Cu and a 4-31G* for O (where * means polarized). We employed a convergence criterium of 1×10^{-7} for the density. The expected value for the spin operator S^2 in the ground state, was systematically checked to be $3/4$. The symmetry of the total electronic wave function and hence of the density is guaranteed by the symmetry of the hamiltonian (D_{4h}). For the exchange-correlation X-C functionals, the BP86 approximation (Becke [28] exchange and Perdew correlation [26]) was used. We consider a system formed by 87 electrons of the CuO_6^{-10} octahedron cluster which corresponds to the Cu^{2+} and 6O^{2-} ions. For the calculation, a total of 119 Gaussian base functions were employed, corresponding to 29 for the Cu^{2+} and 15 for each of the six O^{2-} . The number of α and β occupied states are 44 and 43 respectively, corresponding to the 87 electrons within the cluster. The obtained electronic wave functions were classified according to the IR of the D_{4h} symmetry group using a simple algorithm based on the projection of characters that permits to find the classification according to the IR of a given symmetry group with the application of at most three symmetry operation [29].

3 Results and Discussion

We have studied within density functional theory in the generalized gradient approximation, the electronic ground state for the CuO_6^{-10} elongated octahedra cluster. This

cluster represent one of the T_c superconductors that have been suggested as a prominent candidate to show the JT effect : La-Ba-Cu-O.

The electronic spectrum for α states in the DFT for the Cu-3-21G plus O-4-21G* basis set in joint to the UHF spectra for Cu-3-21G plus O-3-21G*, O-4-21G* and O-6-31G* is shown in Fig. 1. The HOMO (highest occupied molecular orbital) states correspond, in both UHF and DFT, to a nondegenerate α level whose IR is $4B_{1g}$ giving, after making the product with the β electronic wave function, a total orbital nondegenerate electronic ground state wave function whose symmetry is $^2B_{1g}$. As can be seen from the spectra, all HOMO α states correspond to nondegenerate B_{1g} states. Also all LUMO (lowest unoccupied molecular orbital) states are the nondegenerate IR $11A_{1g}$. It should be noted that the HOMO-LUMO gap is reduced considerably in DFT respect UHF, from 11.02 eV to 2.4 eV for the same basis. This result is consistent with the well known fact that the HF method overestimates the gap HOMO-LUMO in many molecular systems.

In Fig. 2 we show the DFT spectra for α and β states and in Tab. 1 the contributions from the copper 3d and the planar and apical oxygens 2p to the highest occupied KS-BP86 MO's. We would like to remark some of the particular features shown in the DFT spectrum. There are two molecular orbital "bands" in the occupied electronic spectrum under the HOMO, separated by a 2.9 eV gap. The first band with energy between 0 and -0.91 eV have MO's with predominantly 3d cooper components: $4B_{1g}$ (HOMO), $3E_g$, $2B_{2g}$, and $10A_{1g}$. The second band with

energy between -3.81 and -5.10 eV include MO's composed mainly by oxygen 2p components: $1A_{2g}$, $7E_u$, $1B_{2u}$, and $2E_g$ (Tab. 1). This feature is not present in the UHF spectrum, where this MO bands are mixed. Similar results were obtained by Hu  ser [18].

We show in Fig. 3 the predominant d orbitals for the $4B_{1g}$ (HOMO), $3E_g$, $2B_{2g}$, and $10A_{1g}$ containing the $3d^9$ states of Cu^{2+} . In the HOMO state $4B_{1g}$, the $3d_{x^2-y^2}$ state of Cu is hybridized with the $2p\sigma$ O orbitals along the Cu-O bond in the x-y plane. This state is occupied only by one α electron and is orbitally nondegenerate. It should be noted however that it is spin degenerate, but since it has a degeneracy of order two in spin, it does not produce a JT deformation [30]. It is basically the same kind of hybridization we got for the UHF wave function, except by a lower contribution from the $2p\sigma$ O orbitals. The occupied state nearest to the HOMO, the double degenerate orbital $3E_g$, could be seen as the result of hybridization of the $3d_{xz}$ ($3d_{yz}$) states with the p_x and $-p_x$ (p_y and $-p_y$) oxygen orbitals along the apical axis with no contribution of the p_z and $-p_z$ oxygen orbitals along the x (y) axis. The $2B_{2g}$ orbital becomes the hybridization of the Cu $3d_{xy}$ state with the $p\pi$ orbitals of the oxygens in the x-y plane (perpendicular to the Cu-O bond). Finally, the $10A_{1g}$ orbital is the hybridization of the $3d_{z^2-r^2}$ state of Cu with the $2p\sigma$ states of the oxygens in the apical z axis and with the p_x , $-p_x$, p_y and $-p_y$ orbitals of the oxygens in the x-y plane along the Cu-O bonds.

Hence, since the electronic ground state is the nondegenerate $^2B_{1g}$ state, we can not have a residual static JT

effect in the CuO_6^{-10} cluster. The possibility for a PJT deformation, in this state of oxidation, is low since the HOMO-LUMO gap which is about 2 eV is much greater than the characteristic vibrational energy (20-100 meV). However, in the oxidized CuO_6^{-9} cluster, the spin-singlet $^1A_{1g}$ electronic ground state could be mixed with some near excited states giving non-zero PJT vibronic couplings. Those states could be the spin-singlet (predominantly copper 3d states) 1E_g and/or $^1B_{1g}$. This result is consistent with the assumption made in the model introduced by Bersuker [15] to explain a polaron formation mechanism in high T_c superconductors. There he assumes a PJT vibronic coupling through the mixing with the $^1B_{1g}$ excited state. Here we have shown that besides the $^1B_{1g}$ excited state, the inclusion of the 1E_g excited state in a PJT vibronic coupling might be also relevant. In the context of the model we have presented in this work, the PJT effect may produce a coupling with the e_g and/or b_{1g} vibrational modes which could be responsible for the local deformations in the superconducting system.

4 Conclusions

We have performed *ab initio* calculations in the CuO_6^{-10} elongated octahedra cluster, having the symmetry group D_{4h} , representing the La-Ba-Cu-O system to investigate the possibility of having a Jahn-Teller or pseudo Jahn-Teller effect as the origin for the local distortions found in this system. This model has been motivated by the fact that the apical distortion of the CuO_6 octahedra in the insulating parent compound of the La based superconductor

La_2CuO_4 is only partially due to a static Jahn-Teller effect, having therefore a non *a priori* condition to remove all the degeneracy of the electronic ground state of the parent regular octahedron with O_h symmetry.

The model is based on the calculation and correspondingly group theory classification of the electron spectrum for the CuO_6^{-10} elongated octahedra cluster. In Fig. 1 we show the result of the electron spectrum constructed using the DFT-GGA, and is compared with the corresponding spectrum calculated for UHF wave functions. As a result, we found that the electronic degenerate states correspond only to intermediate levels, which are fully occupied. The symmetry of the total electronic ground state wave functions being therefore a nondegenerate $^2\text{B}_{1g}$ state, ruling out the possibility of a residual static JT effect in the CuO_6^{-10} cluster. It should be noted however, that the DFT electronic spectrum contains a degenerate 3E_g state very close to the HOMO 4B_{1g} state. This belongs to a first set of filled molecular levels, including the HOMO state, which are spread on a width of the order of 1 eV, and which are characterized by being predominately formed by the 3d states of Cu. This set is separated by a gap of the order of 3 eV from another set of molecular states originated mainly by 2p states of O.

Since the HOMO-LUMO gap (about 2 eV) is much greater than the characteristic vibrational energy (20-100 meV), the possibility for a PJT deformation, in this state of oxidation is low. However, in the oxidized CuO_6^{-9} cluster, the spin-singlet $^1\text{A}_{1g}$ electronic ground state could be mixed with some near excited states giving non-zero

PJT vibronic couplings. Those states could be the spin-singlet (predominantly copper 3d states) $^1\text{E}_g$ and/or $^1\text{B}_{1g}$. We therefore conclude that the PJT effect in the CuO_6^{-9} cluster may produce a coupling with the e_g and/or b_{1g} vibrational modes. This PJT effect could be the responsible for the local distortions observed in the CuO_6 octahedra in the $\text{La}_{1.85}\text{Sr}_{0.15}\text{CuO}_4$ superconductor.

References

1. A. J. Leggett, Science **279**, 1157 (1998).
2. P. W. Anderson, Science **279**, 1196 (1998).
3. P. Monthoux, D. Pines, Phys. Rev. **B49**, 4261 (1994).
4. G. Z. Zhao, M. B. Hunt, H. Keller, K.A. Müller, Nature **385**, 236 (1997).
5. H. A. Jahn, E. Teller, Proc. Roy. Soc. **A161**, 220 (1937).
6. J. G. Bednorz, K. A. Müller, Z. Phys. **B64**, 189 (1986).
7. M. C. M. O'Brien, C. C. Chancey, Am. J. Phys. **61**, 688 (1993).
8. W. E. Pickett, Rev. Mod. Phys. **61**, 433 (1989).
9. R. Englman, B. Halperin, M. Weger, Physica C **169**, 314 (1990).
10. W. Weber, A. L. Shelankov, X. Zotos, Physica C **162-164**, 307 (1989).
11. R. D. Tscheuschner, Int. J. Mod. Phys. **B12**, 1539 (1998).
12. N. L. Saini, A. Lanzara, H. Oyanagi, H. Yamaguchi, K. Oka, T. Ito, A. Bianconi, Phys. Rev. B **55**, 12759 (1997).
13. E. S. Bozin, S. J. L Billinge, G. H. Kwei, H. Takagi, Phys. Rev. B **59**, 4445 (1999).
14. I. B. Bersuker, Chem. Rev. **101**, 1067 (2001).
15. G. I. Bersuker, J. B. Goodenough, Physica C **274**, 267 (1997).

16. J. D. Jorgensen, H. B. Schüttler, D. G. Hinks, D. W. Capone II, K. Zhang, M. B. Brodsky, D. J. Scalapino, Phys. Rev. Lett. **58**, 1024 (1987).
17. J.R. Soto, A. Calles, J.J. Castro, E. Yépez, Rev. Mex. Fis. **47**, 454 (2001).
18. P. Hüsler, H. U. Suter, E. P. Stoll, P. F. Meier, Phys. Rev. B **61**, 1567 (2000).
19. C. de Graaf, R. Broer, Phys. Rev. B **62**, 702 (2000).
20. C. J. Calzado, J. F. Sanz, J. P. Malrieu, J. Chem. Phys. **112**, 5158 (2000).
21. S. Pliberšek, E. P. Stoll, P. F. Meier, J. Supercond. **13**, 921 (2000).
22. R. L. Martin, P. J. Hay, J. Chem. Phys **98**, 8680 (1993).
23. CADPAC, The Cambridge Analytic Derivatives Package, issue 6.1, Cambridge, 1996.
24. D.C. Langreth, J.P. Perdew, Phys. Rev. **B 21**, 5469 (1980).
25. D.C. Langreth, M.J.Mehl, Phys. Rev. **B 28**, 1809 (1983).
26. J.P. Perdew, Phys. Rev. **B 33**, 8822 (1986).
27. J.P. Perdew, Y. Wang, Phys. Rev. **B 33**, 8822 (1986).
28. A. D. Becke, Phys. Rev. **A 38**, 3098 (1988).
29. E. Yépez. A. Calles, J.J. Castro, Appl. Math. and Comp. **133**, 119 (2002).
30. H. A. Jahn, Proc. Roy. Soc. **A164**, 117 (1938).

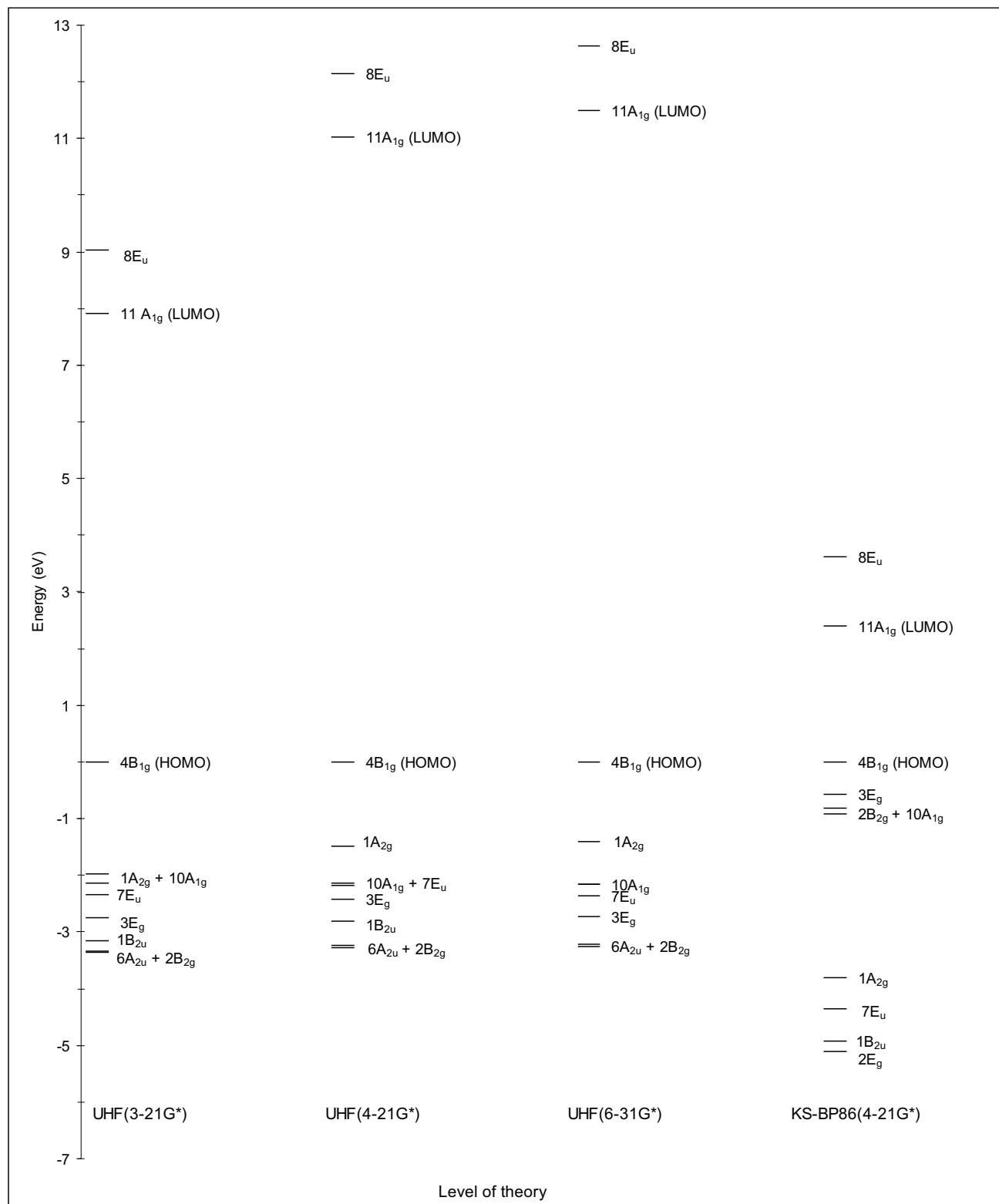


Fig. 1. DFT electronic spectrum for the α states using the Cu-3-21G plus O-4-21G* basis set. This is compared with the UHF spectra using the Cu-3-21G plus O-3-21G*, O-4-21G* and O-6-31G* basis sets respectively of the CuO_6^{-10} cluster.

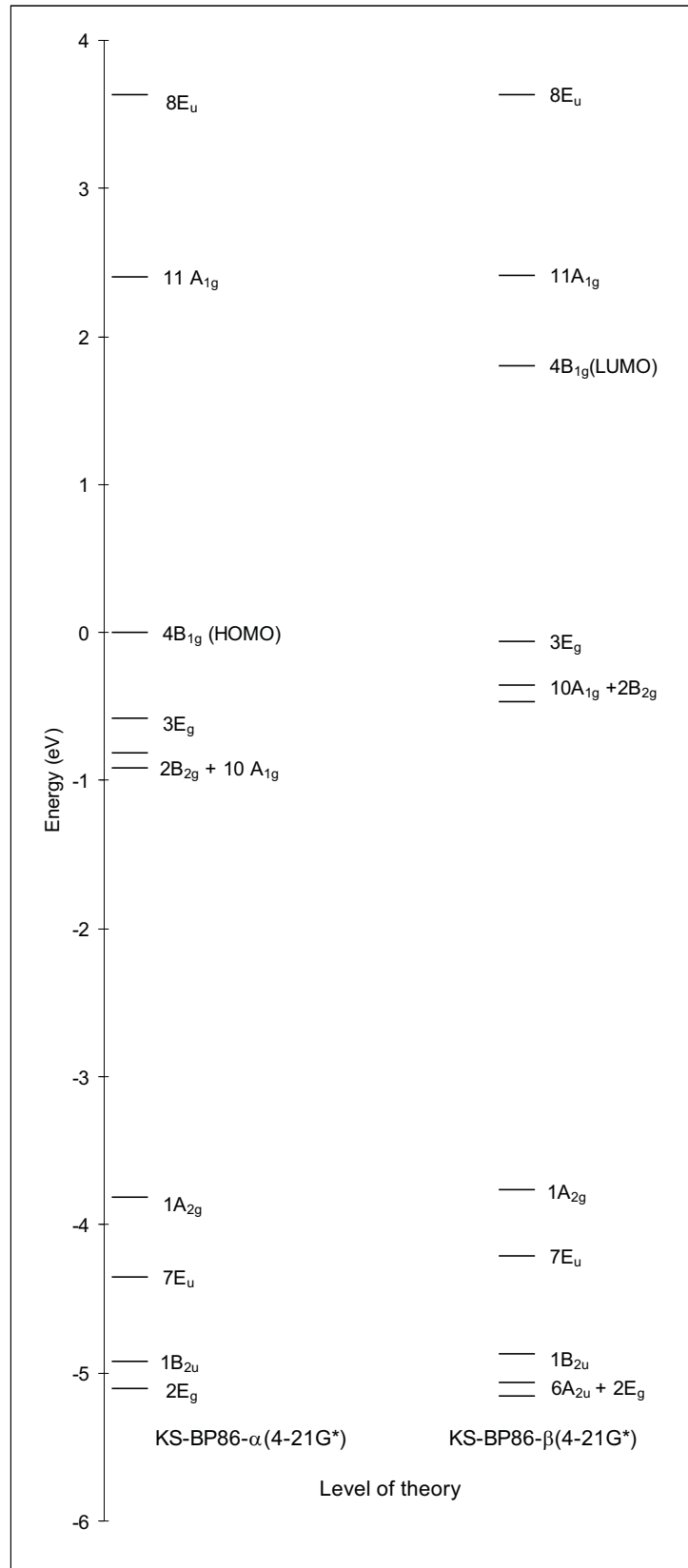


Fig. 2. Spin-unrestricted DFT-GGA spectrum for the CuO_6^{-10} cluster using the Cu-3-21G plus O-4-21G* basis set.

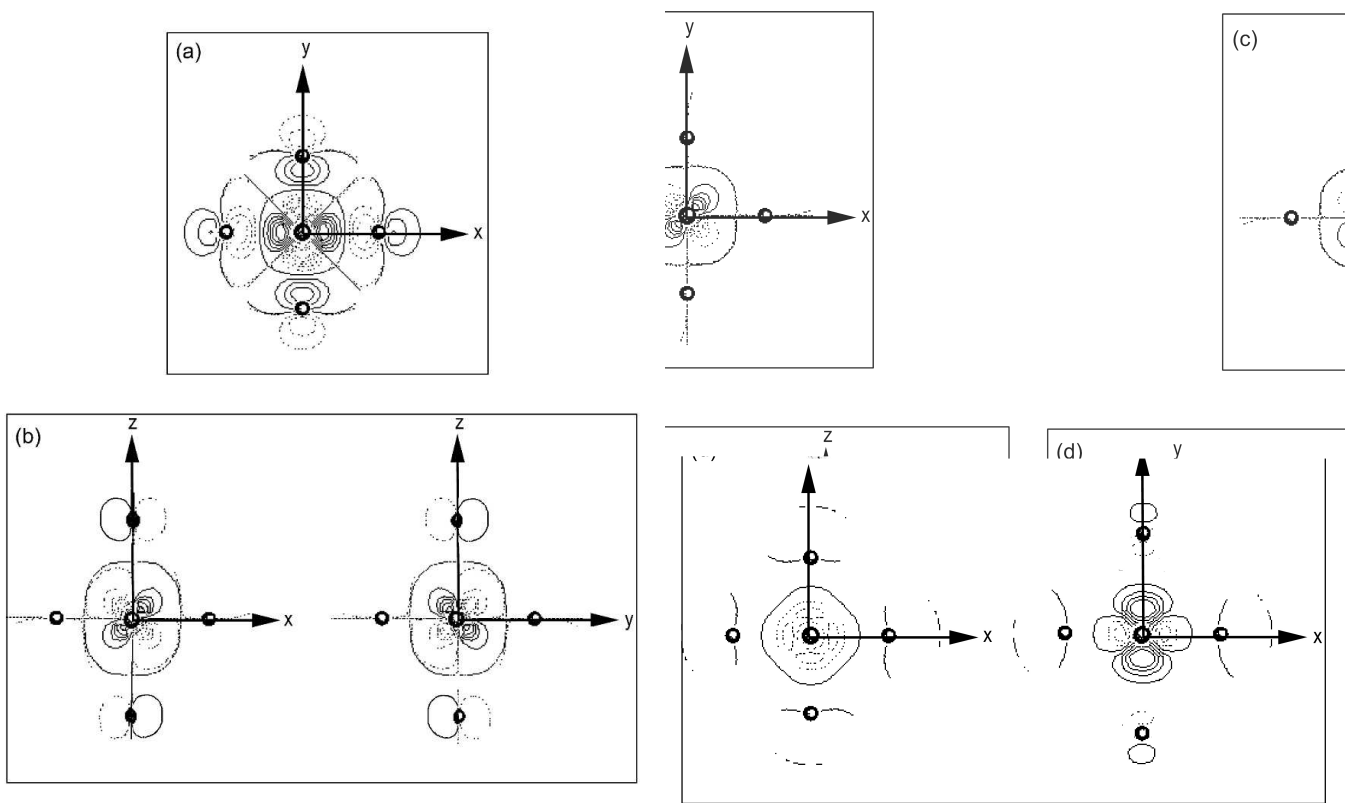


Fig. 3. Hybridization of the DFT-GGA wave function for the predominantly d orbitals of the CuO_6^{-10} cluster: (a) $4B_{1g}$ (HOMO), (b) $3E_g$, (c) $2B_{2g}$, and (d) $10A_{1g}$.

Table 1. Square of the copper 3d and the oxygen 2p (planar and apical) expansion coefficients of the highest occupied KS-BP86 MO's of the CuO_6^{-10} cluster.

	d_{xx}	d_{zz}	d_{xy}	d_{xz}	d_{yz}	$p_x(\text{p})$	$p_y(\text{p})$	$p_z(\text{p})$	$p_x(\text{a})$	$p_y(\text{a})$	$p_z(\text{a})$
α MO											
$4B_{1g}$ HOMO	0.3546					0.1282	0.1282				
$3E_g(1)$				0.9354				0.0621	0.0011		
$3E_g(2)$					0.9354			0.0621		0.0011	
$2B_{2g}$			0.9113			0.0432	0.0432				
$10A_{1g}$	0.1089	0.3313				0.0082	0.0082				0.0638
$1A_{2u}$						0.5000	0.5000				
$7E_u(1)$						0.9632					
$7E_u(2)$							0.9632				
$1B_{2u}$								1.0000			
$2E_g(1)$				0.0267				0.6081	0.3649		
$2E_g(2)$					0.0267			0.6081		0.3649	
β MO											
$4B_{1g}$ LUMO	0.3971					0.0831	0.0831				
$3E_g(1)$				0.9430				0.0543	0.0012		
$3E_g(2)$					0.9430			0.0543		0.0012	
$10A_{1g}$	0.1039	0.3056				0.0100	0.0100				0.0564
$2B_{2g}$			0.9166			0.0406	0.0406				
$1A_{2u}$						0.5000	0.5000				
$7E_u(1)$						0.9692			0.0008		
$7E_u(2)$							0.9692			0.0008	
$1B_{2u}$								1.0000			
$2E_g(1)$				0.0226				0.6342	0.3429		
$2E_g(2)$					0.0226			0.6342		0.3429	