

Power-law behavior in the power spectrum induced by Brownian motion of a domain wall

Shinji Takesue* and Tetsuya Mitsudo
Faculty of Integrated Human Studies
Kyoto University
Kyoto 606-8501, Japan[†]

Hisao Hayakawa
Graduate School of Human and Environmental Studies
Kyoto University
Kyoto 606-8501, Japan[†]
 (Dated: September 7, 2018)

We show that Brownian motion of a one-dimensional domain wall in a large but finite system yields a $\omega^{-3/2}$ power spectrum. This is successfully applied to the totally asymmetric simple exclusion process (TASEP) with open boundaries. An excellent agreement between our theory and numerical results is obtained in a frequency range where the domain wall motion dominates and discreteness of the system is not effective.

PACS numbers: 05.40.-a, 02.50.Ey, 89.40.-a

The asymmetric simple exclusion process (ASEP) is one of the simplest models of collective transport of particles.[1, 2, 3] It can be interpreted as a simplified model of traffic flow[4, 5] or as a model of granular flow.[6] Since some exact solutions of ASEP can be obtained under given boundary conditions, we may capture essential feature of more complicated systems such as traffic flows and granular flows.

In the study of the traffic flow or granular flow, the power spectrum $I(\omega)$ is used to investigate properties of local density fluctuations of vehicles or particles and it commonly shows a power-law form $I(\omega) \sim \omega^{-\alpha}$. For example, in real observation of granular flow, it is confirmed that $\alpha = 4/3$ [6, 7, 8]. On the other hand, the value of the exponent α has not yet fixed for traffic flows.[9, 10] It is worthwhile mentioning that the structure factor (Fourier transform of the power spectrum) in the Rouse model, which is the simplest model of polymer dynamics, obeys $\exp[-(t/\tau)^{1/2}]$ with the relaxation time τ [11]. Namely, the Brownian motion of structured material produces $I(\omega) \sim \omega^{-3/2}$.

In this paper, we numerically calculate the power spectrum for the totally asymmetric simple exclusion process (TASEP) which is the simplest ASEP and find that this model also exhibits power-law $I(\omega) \sim \omega^{-3/2}$. This behavior can be explained by a domain wall theory[12, 13].

The TASEP is a continuous-time stochastic process on the one-dimensional lattice which is defined as follows. Consider the set of lattice points $-L/2, -L/2 + 1, \dots, L/2$. Each site i is either occupied by a particle ($\tau_i = 1$) or empty ($\tau_i = 0$). During an infinitesimal time

interval dt , each particle hops to the right adjacent site with probability dt if the destination site is empty. Moreover, in case of open boundaries, a particle is injected to site $-L/2$ with probability αdt if the site is empty, and a particle is extracted from site $L/2$ with probability βdt if the site is occupied.

The steady state of this model is exactly obtained for any parameter values α and β and system size L by the method of matrix-product ansatz[14], which can also be applied to the more general ASEP[15]. Moreover, in the steady state, the mean occupation at site i , $\rho = \langle \tau_i \rangle$, and the current $J = \langle \tau_i(1 - \tau_{i+1}) \rangle$ can be calculated in the large L limit. As the result, it turns out that there exist three phases depending upon values of α and β as follows. When $\alpha < \frac{1}{2}$ and $\alpha < \beta$, the mean occupation is $\rho = \alpha$ and the current is $J = \alpha(1 - \alpha)$. This is called the low density phase. When $\beta < \frac{1}{2}$ and $\beta < \alpha$, the mean occupation is $\rho = 1 - \beta$ and the current is $J = \beta(1 - \beta)$. This is called the high density phase. When $\alpha > \frac{1}{2}$ and $\beta > \frac{1}{2}$, the mean occupation is $\rho = \frac{1}{2}$ and the current is $J = \frac{1}{4}$. This is called the maximum current phase. The phase diagram is illustrated in Fig. 1.

The thick line in Fig. 1, $\alpha = \beta < \frac{1}{2}$, is the coexistence line, where we focus our attention in the following. In this case, there occurs a domain wall between a left-hand region of the low density phase and a right-hand region of the high density phase. It is known that the time-averaged density profile is a linear function of the position. This means that the domain wall can be anywhere with equal probability as a result of its random walk. This kind of kink motion can also be obtained from a decouple approximation of ASEP where the equation of density profile is reduced to the inviscid Burgers equation. It should be noted that the inviscid Burgers equation is a model equation of traffic flow[4, 9].

The average motion and fluctuations of a domain wall is obtained as follows[12, 13]. Assume that the system

*Electronic address: takesue@phys.h.kyoto-u.ac.jp

[†]Address since April 1, 2003: Department of Physics, Faculty of Science, Kyoto University, Kyoto 606-8501, Japan

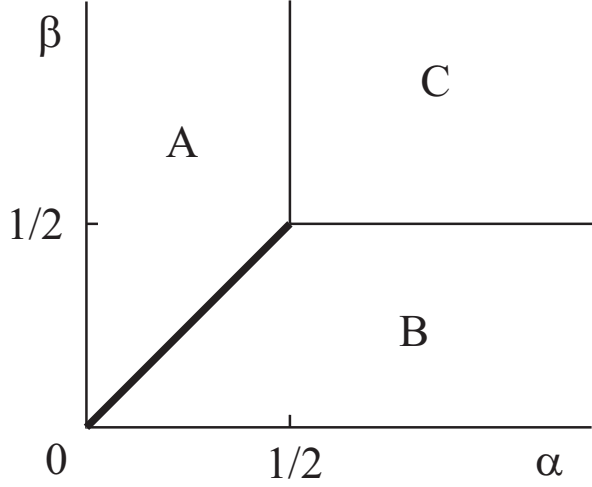


FIG. 1: The phase diagram of the TASEP with open boundaries. Regions A, B and C mean the low-density phase, the high density phase and the maximum current phase, respectively.

consists of a left domain of particle density ρ_- and flux j_- and a right domain of particle density ρ_+ and flux j_+ . Then the drift velocity of the domain wall is derived via the equation of continuity as

$$V = \frac{j_+ - j_-}{\rho_+ - \rho_-}. \quad (1)$$

This is further interpreted as the result of random walk of the domain wall with hopping rates

$$D_+ = \frac{j_+}{\rho_+ - \rho_-}, \quad D_- = \frac{j_-}{\rho_+ - \rho_-}, \quad (2)$$

for a move to the right (D_+) and the left (D_-). In particular, on the coexistence line, the drift velocity vanishes and the diffusion constant for the domain wall motion is given by

$$D = \frac{\alpha(1-\alpha)}{1-2\alpha}. \quad (3)$$

We carried out Monte Carlo simulations of the TASEP with open boundary conditions of system size $L = 200$. In our simulations, one Monte Carlo step corresponds to time interval 0.1. Parameter values are chosen to be $\alpha = \beta = 0.2$, which is on the coexistence line. After discarding transient parts before a sufficiently large time T_0 , sequences of site values $\{x_t = \tau_y(T_0 + t) | t = 0, 1, \dots, T-1\}$ at a fixed position y is recorded. The length of the sequence is $T = 2^{20}$. Fourier components of the series is denoted by ϕ_n . That is,

$$\phi_n = \frac{1}{T} \sum_{t=0}^{T-1} x_t e^{-i\omega_n t}, \quad (4)$$

where $\omega_n = \frac{2\pi n}{T}$ ($n = 0, 1, 2, \dots$). Then the power spectrum $I(\omega)$ is computed by

$$I(\omega_n) = T \langle |\phi_n|^2 \rangle, \quad (5)$$

where the brackets mean averaging over 256 samples.

Figure 2 shows the simulation result for $y = 0$, which lies in the center of the system. It is clearly observed that the power spectrum is proportional to $\omega^{-3/2}$ in the frequency range $5 \times 10^{-5} \sim 2 \times 10^{-3}$. In the following, we show that this power law behavior is induced by Brownian motion of the domain wall.

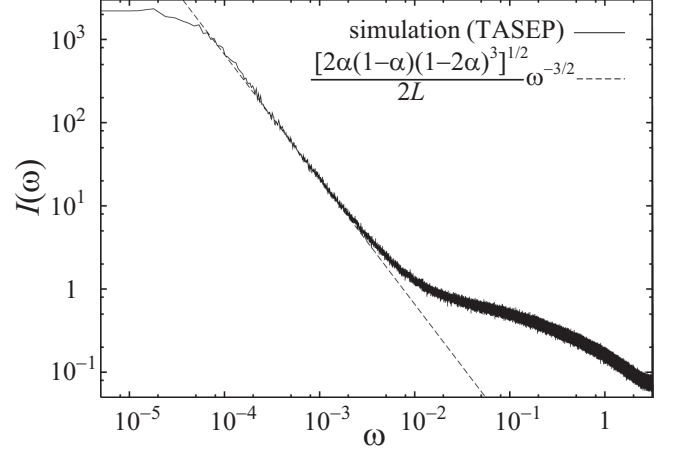


FIG. 2: Power spectrum for time sequence $\{\tau_0(t)\}$ in the TASEP with open boundaries.

Now we consider a Brownian motion of a domain wall in an idealized form. Let a domain wall be described by the step function $\theta(x)$ as

$$\tau(x, t) = \theta(x - X(t)), \quad (6)$$

where $X(t)$ is a Brownian motion in $[-L/2, L/2]$. The end points $-L/2$ and $L/2$ are assumed to be the reflecting boundaries. Then, the autocorrelation function of $\tau(y, t)$ is given by

$$\langle \tau(y, t) \tau(y, 0) \rangle = \int_{-L/2}^y dx_0 \int_{-L/2}^y dx P_{\text{st}}(x_0) P(x, t | x_0, 0) \quad (7)$$

where $P_{\text{st}}(x)$ is the stationary probability density for $X(t) = x$ and $P(x, t | x_0, 0)$ is the transition probability density. In other words, if D denotes the diffusion constant for $X(t)$, $P_{\text{st}}(x)$ is the stationary solution of the diffusion equation

$$\frac{\partial P}{\partial t} = D \frac{\partial^2 P}{\partial x^2} \quad (8)$$

with the boundary condition

$$\left. \frac{\partial P}{\partial x} \right|_{x=L/2} = \left. \frac{\partial P}{\partial x} \right|_{x=-L/2} = 0 \quad (9)$$

and $P(x, t|x_0, 0)$ is the solution with initial condition $P(x, 0|x_0, 0) = \delta(x - x_0)$. The equation is easily solved and we find

$$P_{\text{st}}(x) = \frac{1}{L} \quad (10)$$

and

$$P(x, t|x_0, 0) = \frac{1}{L} + \frac{2}{L} \sum_{n:\text{even}} e^{-D\lambda_n^2 t} \cos \lambda_n x_0 \cos \lambda_n x + \frac{2}{L} \sum_{n:\text{odd}} e^{-D\lambda_n^2 t} \sin \lambda_n x_0 \sin \lambda_n x, \quad (11)$$

where $\lambda_n = \frac{\pi n}{L}$ with $n = 1, 2, 3, \dots$. Then, the integral in the right side of Eq. (7) is carried out to produce

$$\langle \tau(y, t) \tau(y, 0) \rangle = \frac{(L + 2y)^2}{4L^2} + \sum_{n=1}^{\infty} \frac{e^{-D\lambda_n^2 t}}{L^2 \lambda_n^2} [1 + (-1)^{n-1} \cos 2\lambda_n y] \quad (12)$$

This result can be generalized to negative t by replacing t by $|t|$ in the above expressions.

Because the power spectrum is equal to the Fourier transform of the autocorrelation function, we have

$$I(\omega) = \int_{-\infty}^{\infty} e^{-i\omega t} \langle \tau(y, t) \tau(y, 0) \rangle dt = \frac{\pi}{2} \delta(\omega) + \frac{2D}{L^2} \sum_{n=1}^{\infty} \frac{1 + (-1)^{n-1} \cos 2\lambda_n y}{D^2 \lambda_n^4 + \omega^2}. \quad (13)$$

If the oscillatory part including factor $(-1)^{n-1}$ can be ignored and the sum over n can be replaced by an integral, we can evaluate it as

$$\begin{aligned} \frac{2D}{L^2} \sum_{n=1}^{\infty} \frac{1 + (-1)^{n-1} \cos 2\lambda_n y}{D^2 \lambda_n^4 + \omega^2} &\simeq \frac{2D}{\pi L} \int_0^{\infty} \frac{dx}{D^2 x^4 + \omega^2} \\ &= \frac{\sqrt{2D}}{2L} \omega^{-3/2}. \end{aligned} \quad (14)$$

Thus we have arrived at the $\omega^{-3/2}$ law. It is remarkable that this result does not depend on position y . Actually, as we will see later, $I(\omega)$ shows deviations from the above result in small ω if $|y|$ is large. This is because the oscillatory part cannot be ignored in case of large $|y|$ and small ω even if system size L is large.

Similar calculations can be done if the space is discrete. Assume that a domain wall performs a continuous-time random walk on the one-dimensional lattice between two reflecting walls located at $-\frac{L}{2}$ and $\frac{L}{2}$. Denoting hopping rate by D , we obtain

$$I(\omega) = 2\pi \left(\frac{[y] + 1 + \frac{L}{2}}{L + 1} \right)^2 \delta(\omega) + \frac{2D}{(L + 1)^2} \sum_{m=1}^L \frac{1 + (-1)^{n-1} \cos \left(\frac{m\pi}{L+1} (2[y] + 1) \right)}{\omega^2 + 16D^2 \sin^4 \left(\frac{m\pi}{2(L+1)} \right)}, \quad (15)$$

where $[y]$ denotes the largest lattice point that does not exceed y . As in the previous case, if the oscillatory part can be ignored, replacement of the sum in the right side by the integral yields for $\omega \neq 0$

$$\begin{aligned} I(\omega) &\simeq \frac{4D}{\pi(L + 1)} \int_0^{\frac{\pi}{2}} \frac{dx}{\omega^2 + 16D^2 \sin^2 x} \\ &= \frac{\sqrt{2D} \omega^{-3/2}}{2(L + 1)} \left(\frac{\frac{\omega}{4D} + \sqrt{1 + \left(\frac{\omega}{4D} \right)^2}}{1 + \left(\frac{\omega}{4D} \right)^2} \right)^{\frac{1}{2}}. \end{aligned} \quad (16)$$

In case $\omega \ll 4D$, this returns to the previous result.

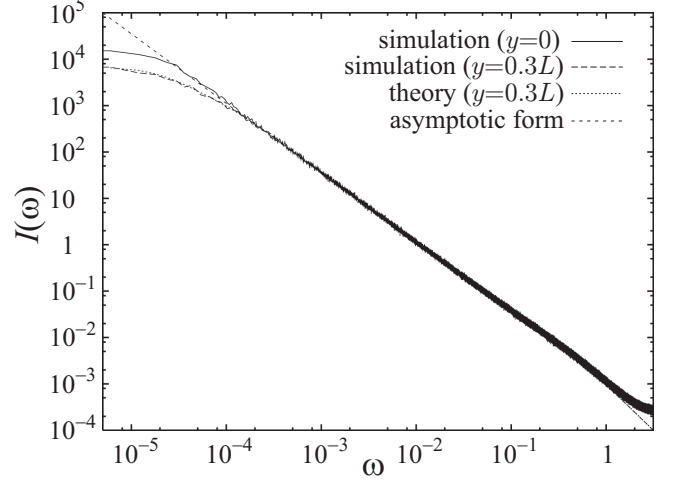


FIG. 3: Power spectra of the time sequences of site values $\{\tau(y, t) = \theta(y - W(t)) | t = 0, 1, 2, \dots\}$ for $y = 0$ and $y = 0.3L$, where $W(t)$ means a random walk with hopping rate $D = 0.1$. The “theory ($y = 0.3L$)” means the right-hand side of Eq. (15) and the “asymptotic form” means the right-hand side of Eq. (16).

To confirm the above results, we carried out numerical simulations. In the simulation, we deal with a system of length $L = 200$ and let a domain wall carry out a random walk $W(t)$ with hopping rate $D = 0.1$. Figure 3 shows numerically obtained power spectra in case $y = 0$ and in case $y = 0.3L$. In case $y = 0$, the agreement between the theory and the numerical result is excellent. Deviations from the power law are observed only in the very small frequency range $\omega \lesssim \pi^2 D/L^2 \simeq 2.5 \times 10^{-5}$, where discreteness of the spectrum $\{\lambda_n\}$ is eminent. In case $y = 0.3L$, deviations extend to larger frequencies. As mentioned earlier, this is because the oscillatory part cannot be ignored if $|y|$ is large. In any case, however, the power law behavior is still clearly observed.

Now we return to the TASEP on the coexistence line. Within the domain wall theory, $\tau_y(t)$ is approximated by

$$\tau_y(t) = \alpha + (1 - \alpha - \beta) \theta(y - X(t)), \quad (17)$$

where $X(t)$ denotes the position of the domain wall at time t . Then, the prefactor of $\omega^{-3/2}$ becomes

$\sqrt{\frac{\alpha(1-\alpha)(1-2\alpha)^3}{2L^2}}$. Actually, the straight line in Fig. 2 is depicted with this prefactor. The excellent agreement between the theory and the numerical result confirms that the power-law behavior in the power spectrum is induced by the Brownian motion of a domain wall.

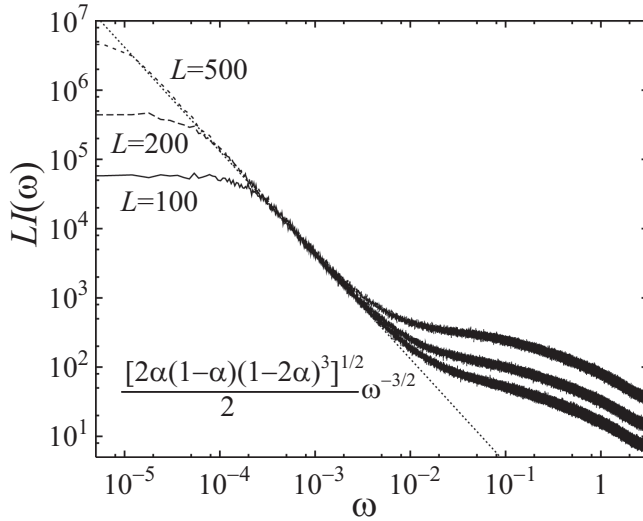


FIG. 4: Power spectra multiplied by system size for the TASEP of various system sizes: $L = 100, 200$ and 500 .

The prefactor of the power law includes inverse of system size L^{-1} . This means that the power law in the power spectrum is a finite-size effect and is observed only

in large but finite systems. Figure 4 shows numerical results with various system sizes. As system size L varies, the power-law part of the power spectrum $I(\omega)$ is scaled by L^{-1} as expected, while higher frequency part is not. In fact, this part is independent of system size L . This means that the higher frequency part represents local fluctuations.

In summary, we have derived that Brownian motion of a domain wall yields an $\omega^{-3/2}$ power spectrum. This mechanism is successfully applied to explain the power law in the power spectrum for local density fluctuations in the TASEP.

It should be noted that the ASEP does not admit more than one domain wall. In real traffic or granular systems, however, many domains can occur and interactions between them may be important. It is a future problem to investigate power spectra in such more complicated systems.

It is remarkable that the domain wall theory is quantitatively valid for TASEP. This success may suggest the fluctuation of kink position is characterized by a simple diffusion process. On the other hand, it is known that the current fluctuation is not Gaussian[16]. We will have to clarify this puzzled situation in the fluctuations of ASEP in the future.

Acknowledgments

This work is partially supported by the Hosokawa Powder Technology Foundation and the Inamori Foundation. TM and HH thank T. Sasamoto for fruitful discussion.

-
- [1] H. Spohn, *Large Scale Dynamics of Interacting Particles* (Springer-Verlag, Berlin, 1991).
 - [2] B. Derrida, Phys. Rep. **301**, 65 (1998).
 - [3] G. M. Schütz, *Exactly Solvable Models for Many-Body Systems Far From Equilibrium* in Phase Transitions and Critical Phenomena Vol. 19 edited by C. Domb and J. L. Lebowitz (Academic, London, 2001).
 - [4] D. Helbing, Rev. Mod. Phys. **73**, 1067 (2001)
 - [5] D. Dhowdhury, L. Santen and A. Schadschneider, Phys. Rep. **329**, 199 (2000).
 - [6] H. Hayakawa and K. Nakanishi, Prog. Theor. Phys. Supp. **130**, 57 (1998).
 - [7] G. Peng and H. J. Herrmann, Phys. Rev. E **49**, 1796 (1994), *ibid.* **51**, 1745 (1995).
 - [8] O. Moriyama, N. Kuroiwa, M. Matsushita and H. Hayakawa, Phys. Rev. Lett. **80**, 2833 (1998).
 - [9] T. Musha and H. Higuchi, Jpn. J. Appl. Phys. **15**, 1271 (1976), *ibid.* **17**, 811 (1978).
 - [10] S. Tadaki, M. Kikuchi, Y. Sugiyama and S. Yukawa, J. Phys. Soc. Jpn. **67**, 2270 (1998).
 - [11] P. G. de Gennes, Physics **3**, 37 (1967). See also M. Doi and S. F. Edwards, The Theory of Polymer Physics (Oxford Univ. Press, Oxford, 1986).
 - [12] A. B. Kolomeisky, G. M. Shütz, E. B. Kolomeisky and J. P. Straley, J. Phys. A **26**, 1493 (1998).
 - [13] L. Santen and C. Appert, J. Stat. Phys. **106**, 187 (2002).
 - [14] B. Derrida, M.R. Evans, V. Hakim and V. Pasquier, J. Phys. A **26**, 1493 (1993).
 - [15] T. Sasamoto, J. Phys. A **32**, 7109 (1999); J. Phys. Soc. Jpn. **69**, 1055 (2000).
 - [16] K. Johansson, Commun. Math. Phys. **209**, 437 (2000).