

Observation of an even-odd oscillation in the conductance of atomic wires

R.H.M. Smit¹, C. Untiedt^{1*}, G. Rubio-Bollinger², R.C. Segers¹, and J.M. van Ruitenbeek¹

¹*Kamerlingh Onnes Laboratorium, Leiden University, PO Box 9504, NL-2300 RA Leiden, The Netherlands*

²*Laboratorio de Bajas Temperaturas, Departamento de Física de la Materia Condensada C-III, Universidad Autónoma de Madrid, E-28049 Madrid, Spain*

(October 19, 2019)

Using a scanning tunnel microscope or mechanically controlled break junctions, atomic contacts of Au, Pt and Ir are pulled to form chains of atoms. We have recorded traces of conductance during the pulling process and averaged these for a large amount of contacts. An oscillatory evolution of conductance is observed during the formation of the monoatomic chain suggesting a dependence on even or odd numbers of atoms forming the chain. This behaviour is not only present in the monovalent metal Au, as it has been previously predicted, but is also found in the other metals which form chains suggesting it to be a universal feature of atomic wires.

Wires one-atom thick and several long (chains of atoms) connecting two macroscopic electrodes can be formed, when pulling atomic contacts between these using a scanning tunneling microscope (STM) or the mechanically controlled break junctions (MCBJ) [1]. These can also be formed using a transmission electron microscope (TEM) where the edges of two holes in a thin film meet, just before their coalescence [2–4]. Recently it has been shown that the formation of such structures depends on the material and that for clean environments they can only be formed with Au, Pt and Ir [5]. Also it has been found that these can be stabilized by impurities such as carbon or oxygen [6,7] what could also be the reason behind the observation of Ag chains in a TEM [8].

These structures are the ultimate limit in size for wires, and constitute a unique metallic structure where one-dimensional properties of matter can be tested. Although their fabrication has not been possible until very recently, atomic wires have been text book examples and toy-models, for a long time, because of their simplicity. Moreover these are the thinnest wires possible and therefore a limit in the miniaturization of electronics, being the simplest object to be connected into a circuit. Because of this, theoretical calculations about their transport properties have been done even before their experimental observation. If we consider this to be a finite one-dimensional conductor, in the simplistic picture, the wavy nature of electrons should make the atomic wire to work as a the smallest Fabri-Perot interferometer. The reflection of the electrons at the ends of the wire will result into a steady wave and the whole transmission of the system will oscillate with the length of the wire. This has been calculated for a realistic wire made of one of the simplest materials, concerning its electronic structure, sodium. Different authors [9–12] showed that in these, an oscillatory behaviour of the conductance as a function of the number of atoms in the wire is expected to occur. Recently Sim et al. [10] with the aid of the Friedel sum rule using first-principles calculations found that the

conductance for an odd number of atoms in the Na wire is equal to the quantum unit of conductance $G_0 (=2e^2/h)$, independent of the wire geometry, while it is generally smaller than G_0 and sensitive to the wire structure for an even number of atoms. They attribute this even-odd behaviour to the charge neutrality and the sharp tip structure of the electrodes. Moreover Zeng et al. [11] argued that this result exists in more general cases and does not arise from electron-electron interactions since they are able to get the same results in an analytic proof that does not consider these. This behaviour was predicted to also happen in other monovalent metals than Na [10] and to be present for atomic wires of arbitrary length [11].

In this whole theoretical discussion there is but one unclear point remaining. While in the papers we have just discussed, the conductance of chains containing an even number of atoms is predicted to be smaller than the one of those with an odd number of atoms, in the very first paper discussing this oscillating behaviour by Lang [9] the opposite was predicted. Moreover recently P. Havu *et al* [13] using a model which consists of a chain between two jellium cones and solving this with density functional theory, claim that there should be a strong effect of the shape of the electrodes in the appearance of an even-odd effect. They see a strong dependence of the conductance as a function of the opening angle of the contact which would change the phase of the oscillation from contact to contact and effectively can change the even-odd to an odd-even effect.

In this paper, using the MCBJ, we have made the first experimental approach to this problem by measuring the changes of conductance in the process of pulling atomic chains of Au, Pt and Ir. We make a statistical analysis in order to remove the effects due to the influence of different changes at the electrodes and to uncover the effects which are intrinsic to the atomic chain. This has allowed us to see reproducible changes of conductance with the number of atoms in atomic wires. Experiments for Au have also been made with a STM showing the same re-

sults.

For the experiments we have used gold, platinum and iridium wires with a purity of 99.998%, 99.998% and 99.98% respectively. In the MCBJ a notched wire is glued on a substrate that can be bent making use of a piezo element. Once the sample is at 4.2 K inside a cryogenic vacuum the notch is broken for the first time by bending the substrate resulting into the separation of the wire in two electrodes with fresh surfaces. The geometry of the experimental setup allows us to control the relative displacement of the two resulting electrodes with a resolution better than a picometer.

When pulling apart two electrodes in contact, the con-

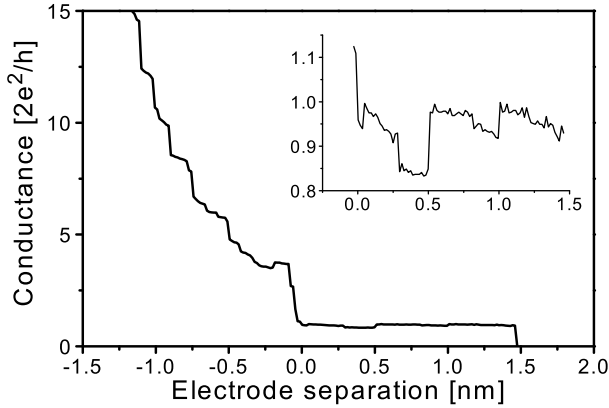


FIG. 1. Evolution of the conductance of Au while pulling a contact between two electrodes. In the inset, an enlargement of the plateau of conductance at one G_0 is shown. Variations of the conductance up to a 10% can be noticed when the atomic chain is stretched.

ductance decreases by steps following the atomic rearrangements (See Fig. 1) in a succession of elastic and plastic stages [14,15]. The different values of conductance are related to the size of the contact between the two electrodes and the last plateau of conductance before rupture is, in most of the cases, due to a single atom contact. The fabrication of an atomic wire results from the pulling of this one atom contact, and its length can be estimated from the length of the last plateau of conductance [1,5,16]. A histogram made of those lengths (See background in Fig. 2) shows peaks separated with a distance equal to the inter-atomic distance in the chain. These peaks correspond to the moment of the stretching at which the atomic chain breaks since the strain to incorporate a new atom to it was higher than the one needed to break the chain [18]. This means that a plateau up to a length of about the first peak of the histogram corresponds to a one atom contact, from about this point to about the second peak to a chain of two atoms and a length between the position of the n^{th} and $n + 1^{th}$ peak will consist of a chain of about $n + 1$ atoms.

The conductance of these atomic contacts is related to the valence of the material of which it is formed, this one

will determine the number of electronic channels through the contact each of these having a conductance up to the quantum unit of conductance (G_0) [19]. This makes that in the case of the gold (a monovalent metal), both the one atom contact and the chain, have a conductance of about G_0 with only small deviations from this value (See Fig. 1) suggesting a nearly perfect coupling to the banks. The small changes of conductance during the pulling of the wire seem, to be random as first sight (notice inset in Fig. 1) and were supposed to be a consequence of the complexity of the process of pulling an atomic wire which involves the rearrangement of many atoms around the contact. In order to see whether any pattern is hiding in these changes we have averaged, while making a plateau length histogram, different plateaus of conductance starting from the moment that an atomic contact is formed (the conductance has a value below $1.2 G_0$) until the wire is broken (conductance below $0.5 G_0$). In the

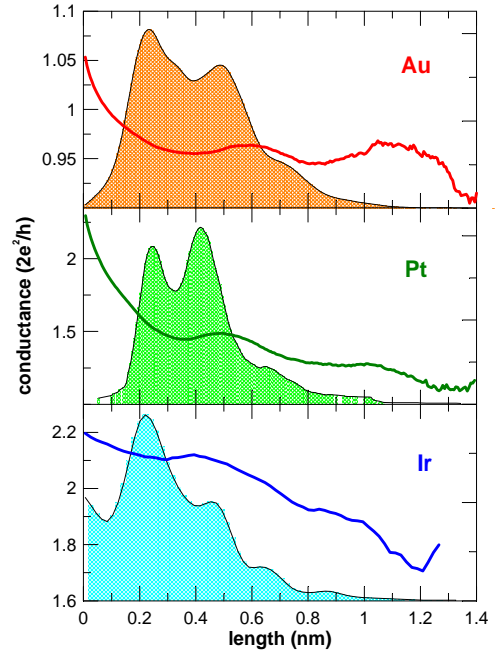


FIG. 2. Averaged plateaus of conductance for the three materials investigated Au, Pt and Ir. Each of the curves are made by the average of individual traces of conductance while pulling atomic contacts or chains. Notice that less curves contribute to longer lengths what results into an increase of the noise with length. In the background histograms of the plateau lengths for the three materials are shown made from the same set of data.

upper panel of Figure 2 it can be seen that the thus obtained average plateau shows an oscillatory dependence of the conductance with the length of the wire.

We have repeated the same procedure with the other two materials forming chains of atoms Pt and Ir. These materials are multivalent giving rise to five channels of conductance, each of them with different transmissions that

can be affected by the details of the contact and therefore show a more complicated behaviour. In the case of Pt the one atom contact has a conductance of about $2 G_0$ [17] while for the atomic wire the mean value of the conductance is of about $1.5 G_0$ [20] with variations during the pulling process that can be as large as $0.5 G_0$. For iridium a similar behaviour as the one for Pt is observed although the transition from the two atom contact to the one atom is less pronounced which makes it difficult to obtain good length histograms. Moreover this difficulty seems to depend on the contact maybe influenced by the crystalline orientation. Also the fact that for some contacts in Ir the transition from contact to tunnel is smooth [21] adds extra complications to the proper measurement of the plateau length for this material. For these two materials we considered for the starting point of the chain, a conductance below $2.4 G_0$ for platinum and $2.2 G_0$ for iridium, the same as described in Ref. [5]. And here again the oscillating behaviour of the conductance was observed.

The periodicity of the oscillation (p_{osc}) of conductance for the three materials is about two times the inter-peak distance (d_{peak}) of their corresponding plateau-lengths histogram as is showed in the table I. This behaviour agrees

Material	d_{peak} (nm)	$p_{osc}/2$ (nm)
Au	0.25 ± 0.02	0.24 ± 0.02
Pt	0.23 ± 0.02	0.25 ± 0.03
Ir	0.22 ± 0.02	0.23 ± 0.04

TABLE I. Values of the periodicity of the interpeak distance and periodicity of the oscillation of conductance obtained from Fig. 2.

with the expected alternating even-odd evolution of the conductance with respect the number of atoms. The phase of this evolution, i.e. whether the conductance is higher for odd or even number of atoms, also agrees with the paper of Sim *et al.* where the chains of an odd number of atoms were predicted to have a higher conductance than those with an even number of atoms.

This even-odd behaviour is essentially an interference effect and can be easily understood in the frame of a one-dimensional free electron model. Although this is an over-simplified description, it is very illustrative and gives results comparable to more sophisticated models. For that we can consider, connected to two reservoirs, an atomic wire of a length $L = na$, where n is the number of atoms in the chain and a the interatomic distance. The Fermi wave vector at the reservoirs will be k_1 and for the chain k_2 . With these basic assumptions, the transmission of an electron at the Fermi energy can be written as:

$$T = \frac{16\gamma^2}{(1+\gamma)^4 + (1-\gamma)^4 - 2(1+\gamma)^2(1-\gamma)^2 \cos(2k_2L)} \quad (1)$$

where $\gamma = k_2/k_1$. One can already notice the presence of an oscillatory term as a function of the length of the chain and k_2 . What is very important is that this value of k_2 will be imposed by the condition of charge neutrality inside the chain. Since the chain is finite there will be a limited set of possible accessible states $k_2^i = \frac{\pi i}{a n}$ for $i = 1, \dots, n$. The number of electrons will then fix the Fermi energy what will make that the corresponding Fermi wave vector will also be fixed having a value, in the case of a mono-valent metal, at least close to $k_2 = \frac{\pi}{2a}(n+1)/n$ (notice here that there will be not charge transfer from the leads to the chain because these two are made of the same materials). Therefore we will end up with $2k_2L = \pi(n+1)$ that if one substitutes in equation (1) give us a transmission $T = 1$ for the case of a number of atoms n being odd, and $T = 4\gamma^2/(1+\gamma^2)^2$ for n even. The latter implies what H. S. Sim *et al.* already pointed out [10], that for an odd number of atoms in a chain of a monovalent material the conductance is G_0 and for a even number would be smaller (note that $\gamma < 1$) and sensitive to the wire geometry (wich is included in the value of γ). We have to notice that if we consider different k vectors, k_L for the left and k_R for right electrode (due for example to an applied bias voltage), the transmission of a chain of odd number of atoms would be $T = 4\gamma_L\gamma_R/(\gamma_L + \gamma_R)^2$ and for a even number $T = 4\gamma_L\gamma_R/(1 + \gamma_L\gamma_R)^2$ where $\gamma_i = k_2/k_i$. These expressions are very similar [22] to the ones given by Kim *et al.* in Ref. [12] following from a tight-binding calculation. Such oscillatory behaviour of the conductance is therefore expected for chains of gold since this is a monovalent metal which implies the evolution of k_2 that we showed. The fact that the same behaviour is also shown for platinum and iridium is intriguing. While the influence of the charge neutrality can easily be understood as to result in an even-odd effect for monovalent metals, the restrictions on the k -vectors for multivalent metals are much more unclear and therefore this even-odd behaviour is not so obvious.

If these oscillations in the conductance are due to interference in the wave functions then one would expect the density of states at the Fermi level to show the same oscillatory behaviour. This also will lead into an oscillatory behaviour of the curvature of the conductance as a function of the applied bias voltage which can be found by measuring the second derivative of the conductance (or third of the current as we actually do). Therefore, in order to further test our ideas about the oscillations of conductance we have measured at the same time the conductance and its second derivative and averaged these while pulling a large number of chains. This was done by the use of two lock-in amplifiers tuned to the first and third harmonic of an applied ac bias voltage modulation to the contact. In Fig. 3 we show the results for Pt.

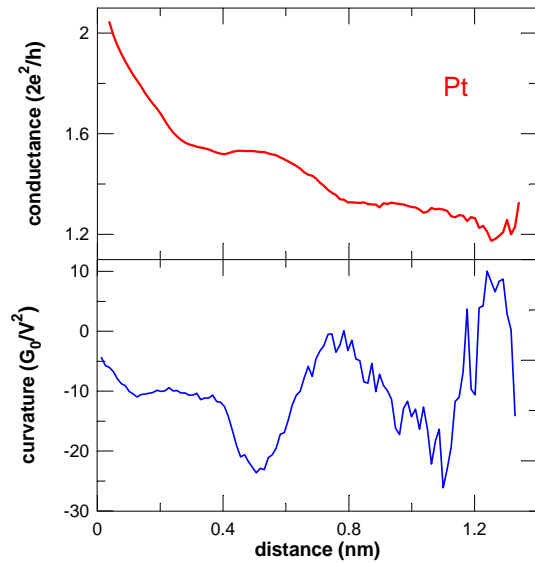


FIG. 3. In the lower graph: Evolution of the mean value of the second derivative of the conductance with respect the length of the Pt chain. At the upper graph: the evolution of the averaged conductance is shown. The two graphs were made after averaging 8000 curves.

The maxima (minima) in conductance are situated where the minima (maxima) in the 3^{rd} derivative (curvature of the conductance), exactly as would be expected from the resonant behaviour. Moreover, it can also be seen that amplitude of the signal of the third derivative increases with the length of the chain as predicted using our simple free electron model. This is an additional evidence of the effect we observe in platinum to be related to the even-odd effect as is described in this article. We have also done this experiment for Au, in which case the signal of the effect was much smaller because of the smaller amplitude of the even-odd features. Even so, an oscillatory dependence of the curvature was observed superposed to a continuous increase of the negative curvature, which is probably caused by an increase of the electron-phonon scattering when increasing the length of the wire [23]. Another interesting feature of the experimental observations is the continuous decrease of the average conductance with the length of the chains for the cases of the multivalent metals Pt and Ir (of about 0.3 and 0.4 G_0 /nm respectively). For a ballistic conductor the conductance of a wire as function of its length is expected to be constant or at least, as we have shown in this paper, oscillatory but it should never decrease monotonically. The fact that this decrease of conductance is shown for the multivalent metals and not for Au indicates that in these the non fully open channels may play a major role and probably the overlap of the electronic states decrease when going from the atomic contacts to the chain of atoms. In any case this is an open problem and more theoretical work would be necessary to explain this behaviour.

In summary, we have observed an even-odd oscillation of the conductance as a function of the number of atoms forming an atomic wire. We see this behaviour for the three elements which form chains (Au, Pt, Ir). The last two elements show on top of the oscillation a decrease of the conductance with respect the length of the wire.

We thank J.C. Cuevas, N. Agraït and S. Vieira for stimulating discussions and M. Polhkamp for assistance in the experiments. This work is part of the research program of the "Stichting FOM". G.R. acknowledges support of the Spanish DGI by the project MAT 2001-1281. C.U. has been supported by a Marie Curie Fellowship from the European Union.

* Present address: Departamento de Física aplicada, Universidad de Alicante (Spain). e-mail:untiedt@ua.es

- [1] A.I. Yanson, G. Rubio-Bollinger, H. E. van den Brom, N. Agraït, and J.M. van Ruitenbeek, *Nature* **395**, 783 (1998).
- [2] H. Ohnishi, Y. Kondo, and K. Takayanagi, *Nature* **395**, 780 (1998).
- [3] V. Rodrigues, T. Fuhrer, and D. Ugarte, *Phys. Rev. Lett.* **85**, 4124 (2000).
- [4] Y. Takai, T. Kawasaki, Y. Kimura, T. Ikuta, and R. Shimizu, *Phys. Rev. Lett.* **87**, 106105 (2001).
- [5] R.H.M. Smit, C. Untiedt, A.I. Yanson, and J.M. van Ruitenbeek, *Phys. Rev. Lett.* **87**, 266102 (2001).
- [6] S.B. Legoas, D.G. Galvao, V. Rodrigues, and D. Ugarte, *Phys. Rev. Lett.* **88**, 076105 (2002).
- [7] F.D. Novaes, A.J.R. da Silva, E.Z. da Silva, and A. Fazzio, *Phys. Rev. Lett.* **90**, 036101 (2003).
- [8] V. Rodrigues, J. Bettini, A. R. Rocha, L.G.C. Rego, and D. Ugarte, *Phys. Rev. B.* **65**, 153402 (2002).
- [9] N.D. Lang, *Phys. Rev. Lett.* **79**, 1357 (1997).
- [10] H.S. Sim, H.W. Lee, and K.J. Chang, *Phys. Rev. Lett.* **87**, 096803 (2001). H.S. Sim, H.W. Lee, and K.J. Chang, *Physica E*, **14**, 347 (2002).
- [11] Z.Y. Zeng, and F. Claro, cond-mat/0110057 (2001). Z.Y. Zeng, and F. Claro, *Phys. Rev. B.* **65**, 193405 (2002).
- [12] T.S. Kim, and S. Hershfield, cond-mat/0202367 (2002).
- [13] P. Havu, T. Torsti, M.J. Puska, and R.M. Nieminen, *Phys. Rev. B.* **66**, 075401 (2002).
- [14] N. Agraït, G. Rubio, and S. Vieira, *Phys. Rev. Lett.* **74**, 3995 (1995).
- [15] C. Untiedt, G. Rubio, S. Vieira, and N. Agraït, *Phys. Rev. B.* **56**, 2154 (1997).
- [16] C. Untiedt, A.I. Yanson, R. Grande, G. Rubio-Bollinger, N. Agraït, S. Vieira, and J.M. van Ruitenbeek, *Phys. Rev. B.* **66**, 085418 (2001).
- [17] C. Sirvent, J.G. Rodrigo, S. Vieira, L. Jurczyszyn, N. Mingo, and F. Flores, *Phys. Rev. B.* **53**, 16086 (1996).
- [18] G. Rubio-Bollinger, S.R. Bahn, N. Agraït, K.W. Jacobsen, and S. Vieira, *Phys. Rev. Lett.* **87**, 026101 (2001).
- [19] E. Scheer, N. Agraït, J.C. Cuevas, A. Levy Yeyati, B.

- Ludoph, A. Martín-Rodero, G. Rubio Bollinger, J.M. van Ruitenbeek, and C. Urbina, *Nature* **394**, 154 (1998); see also E. Scheer, P. Joyez, D. Esteve, C. Urbina, and H. Devoret, *Phys. Rev. Lett.* **78**, 3535 (1997).
- [20] S. K. Nielsen, Y. Noat, M. Brandbyge, R. H. M. Smit, K. Hansen, L. Y. Chen, A. I. Yanson, F. Besenbacher and J. M. van Ruitenbeek, submitted to *Phys. Rev. B.* (2002). Also in arXiv:cond-mat/0212062 (2002).
- [21] To be published somewhere else.
- [22] In the paper by Kim they show the dependence with respect the hopping parameter t , and the linewidth matrices for right Γ_R and left Γ_L leads. Our expression is equivalent to make $t = 1$ and $\Gamma_{L,R} = \gamma_{L,R}$.
- [23] N. Agraït, C. Untiedt, G. Rubio-Bollinger, and S. Vieira, *Phys. Rev. Lett.* **88**, 216803 (2002).