

Thermodynamical fluctuations in optical mirror coatings

V. B. Braginsky and S. P. Vyatchanin

Physics Faculty, Moscow State University, Moscow 119899, Russia

e-mail: vyat@hbar.phys.msu.su

October 29, 2018

Abstract

Thermodynamical (TD) fluctuations of temperature in mirrors may produce surface fluctuations not only through thermal expansion in mirror body [1] but also through thermal expansion in mirror coating. We analyze the last "surface" effect which can be larger than the first "volume" one due to larger thermal expansion coefficient of coating material and smaller effective volume. In particular, these fluctuations may be important in laser interferometric gravitational antennae.

Introduction

Outstanding experimental achievements in quantum optics and high resolution spectroscopy within recent four decades are substantially due to creation and development of new technologies. The coating of mirrors, i.e. the deposition of many thin dielectrical layers on the mirror surface is likely to be one of the most important technology in this part of experimental physics. Today this technology provides the reflectivity R of such coating very close to unity (at the beginning of laser era the value of $(1 - R)$ was about several percent while at present $(1 - R) \simeq 10^{-6}$ [2, 3]). There is reason to hope that in the not too distant future the value of $(1 - R)$ will be close to 10^{-9} . This improvement in particular means that measurement using squeezed quantum states will become routine as the squeezed state lifetime is longer if losses are smaller. The rise of squeezing factor provides the possibility to increase sensitivity with the same number of "used" photons [4, 5].

The value of $(1 - R)$ is of great concern in terrestrial gravitational wave antennae (projects LIGO and VIRGO, e.g. see [6, 7, 8]). These antennae can be regarded as extremely sensitive spectrometers which goal is to detect very small deviations $\Delta\omega_{FP}/\omega_{FP}$ of one Fabry-Perot optical resonator mode eigen frequency in comparison with another one. The amplitude of these frequency relative deviations which differs from the metric perturbations amplitude only by the factor of two, is quite small. The planned resolution for the

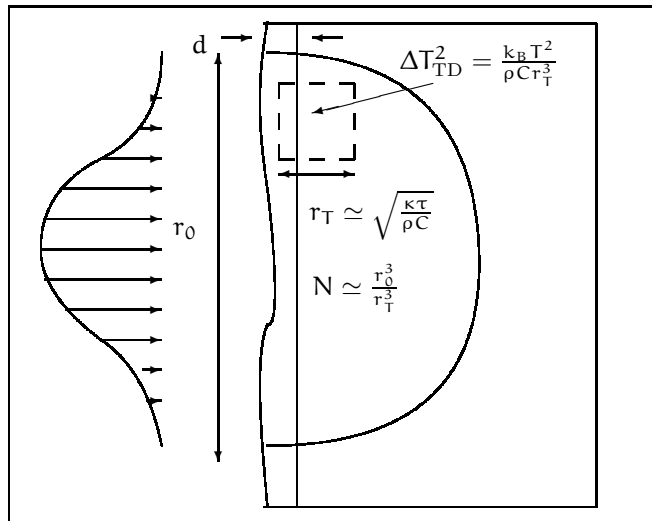


Figure 1: Illustration for qualitative consideration of temperature thermodynamic fluctuations producing the thermoelastic noise

stage LIGO-I is $\Delta\omega_{FP}/\omega_{FP} \simeq 10^{-21}$, and for the stage LIGO-II is one order smaller.

The above considerations show that the value of $(1 - R)$ decrease is important for further development of many optical measuring devices types. However, to our knowledge there is no deep analysis of possible additional noises which can appear specifically due to coating. In this article we present the analysis of a noise source in the coated mirror, which deserves serious attention. Thermodynamical (TD) fluctuations of temperature in mirror coating can produce additional fluctuations of surface through thermal expansion in mirror coating. This noise may be larger than analogous one in mirror body due to larger coating materials thermal expansion coefficient and smaller effective volume.

2 Semi-qualitative consideration

"Bulk" TD fluctuations. We have shown in [1] that thermodynamical fluctuations of temperature in

mirrors are transformed due to thermal expansion coefficient $\alpha_b = (1/l)(dl/dT)$ into additional noise which can be a serious "barrier" limiting sensitivity. This noise (it is also called as thermoelastic noise) produces random fluctuational "ripples" on surface. This noise has a nonlinear origin as nonzero value of α_b is due to the lattice anharmonicity.

Our main interest here is fluctuations of averaged displacement $\bar{X}(t)$ of mirror face surface. It is the normal displacement v_z of the mirror face averaged over the beam spot Gaussian power profile:

$$\bar{X} = \frac{1}{\pi r_0^2} \int_0^\infty \int_0^{2\pi} e^{-r^2/r_0^2} v_z(r, \phi) r d\phi dr, \quad (1)$$

(r_0 is the beam radius). The spectral density of displacement \bar{X} can be presented for half infinite medium as follows:

$$S_{\text{bulk}}^{\text{TD}}(\omega) = \frac{8}{\sqrt{2\pi}} \frac{\alpha_b^2 k_B T^2 (1 + \nu)^2 \kappa}{C_V r_0^3 \omega^2}. \quad (2)$$

Here k_B is the Boltzmann constant, T is temperature, ν is Poisson ratio, κ is thermal conductivity and C_V is specific heat capacity per unit volume. This result has been refined for the case of finite sized mirror by Liu and Thorne [12], however, the variation from our result is only several percent for typical mirror sizes, and hence we use more compact expression (2) here.

This physical result can be illustrated using the following qualitative consideration. We consider the surface fluctuations averaged over the spot with radius r_0 which is larger than the characteristic diffusive heat transfer length r_T

$$r_T = \sqrt{\frac{\kappa}{C_V \omega}}, \quad r_T \ll r_0, \quad (3)$$

where ω is the characteristic frequency (for LIGO it is about $\omega \simeq 2\pi \times 100 \text{ s}^{-1}$). Since in fused silica $r_T \simeq 3.9 \times 10^{-3} \text{ cm}$ and in sapphire $r_T \simeq 1.4 \times 10^{-2} \text{ cm}$ the condition $r_T \ll r_0 \simeq 6 \text{ cm}$ is fulfilled (material parameters are presented in Appendix B).

We know that in volume $\sim r_T^3$ the length variation due to temperature TD fluctuations ΔT is about

$$\Delta x_T = \alpha_b \Delta T r_T \simeq \alpha_b r_T \sqrt{\frac{k_B T^2}{C_V r_T^3}}. \quad (4)$$

The TD temperature fluctuations in such volumes can be considered as independent ones. The number of such volumes that contribute to surface fluctuations is about $N \simeq r_0^3/r_T^3$, and hence the displacement \bar{X} averaged over the spot with radius r_0 consists of these independently fluctuating volumes displacements sum, and is approximately equal to

$$\bar{X} \simeq \frac{\Delta x_T}{\sqrt{N}} \simeq \alpha_b r_T \sqrt{\frac{k_B T^2}{C_V r_0^3}}. \quad (5)$$

Comparing (5) with (2) we can see that $\bar{X} \simeq \sqrt{S_{\text{bulk}}^{\text{TD}} \Delta \omega}$ (correct to the multiplier of about unity) if one assumes $\Delta \omega \simeq \omega$. This fact confirms that our semi-qualitative consideration is correct.

TD fluctuations in thin layer. One can consider the surface fluctuations of half space covered by thin layer, produced by TD temperature fluctuations as consisting of two parts: "bulk" part depending on mirror body thermal expansion coefficient α_b (which has been already calculated in [1]) and "surface" part due to temperature fluctuations in layer with thickness d and effective thermal expansion coefficient $\alpha = \alpha_l - \alpha_b$ (here α_l is thermal expansion coefficient of layer material).

It is important to note that layer thickness d is much smaller than the diffusive heat transfer characteristic length r_T (for optical coating $d \leq 10 \mu\text{m}$) and therefore the following condition is valid:

$$r_0 \gg r_T \gg d \quad (6)$$

Therefore we may consider temperature fluctuations in our layer to be the same as in layer with thickness r_T . It means that TD temperature fluctuations in layer *does not* depend on thickness d . In this case we propose the following semi-qualitative consideration:

$$\bar{X}_d \simeq \alpha \Delta T d, \quad (7)$$

$$\Delta T \simeq \sqrt{\frac{k_B T^2}{C_V r_T^3}} \times \sqrt{\frac{r_T^2}{r_0^2}} = \sqrt{\frac{k_B T^2}{C_V r_0^2 r_T}}, \quad (8)$$

$$\bar{X}_d \simeq \alpha d \sqrt{\frac{k_B T^2}{C_V r_0^2 r_T}}. \quad (9)$$

Formula (8) is in good agreement with rigorous formula for spectral density $S_{\Delta T}(\omega)$ of averaged temperature ΔT in layer obtained in [9]

$$S_{\Delta T}(\omega) \simeq \frac{\sqrt{2} k_B T^2}{\pi r_0^2 \sqrt{\rho C \kappa \omega}} = \frac{\sqrt{2} k_B T^2}{\pi C_V r_0^2 r_T \omega}, \quad (10)$$

and one can estimate the spectral density $S_{\text{layer}}^{\text{TD est}}(\omega)$ of surface fluctuations averaged over spot with radius r_0 as following

$$S_{\text{layer}}^{\text{TD est}}(\omega) \simeq \alpha^2 d^2 S_{\Delta T}(\omega) = \frac{\sqrt{2} \alpha^2 d^2 k_B T^2}{\pi \rho C r_0^2 r_T \omega}. \quad (11)$$

Below we will show this formula to give the result correct to the multiplier of about unity.

3 Analytical results

Using Langevin approach [1] (see also Appendix A) we have calculated the field of temperature TD fluctuations approximating mirror as a half infinite medium

with assumption that all material parameters of layer and half space are identical with exception of thermal expansion coefficients — α_b for half space and α_l for layer. These temperature fluctuations produce surface deformations of half infinite elastic space covered by thin layer. These deformations can be calculated using elastic equation (31) (presented in Appendix A).

We use *quasistatic* approximation for elastic problem because time sound requires to travel across the distance r_0 is much smaller than characteristic time $\simeq 1/\omega$. We also assume the layer to be homogeneous. We can divide our problem into two problems:

a) The "bulk" problem. The surface fluctuations are produced by TD temperature fluctuations in half space covered by layer with different elastic constants. The layer and half space have the *same* thermal expansion coefficient α_b . It corresponds to the problem solved in [1].

b) The "surface" problem. The surface fluctuations are also produced by TD temperature fluctuations in half space covered by layer. The effective layer thermal expansion coefficient $\alpha = \alpha_l - \alpha_b \neq 0$, and there is *no thermal expansion in half space*.

The qualitative considerations in previous section make clear that TD temperature fluctuations producing fluctuations in "surface" and "bulk" problems does not virtually correlate and can be calculated independently.

For "surface" problem we assume that additional elasticity produced by layer is much smaller than mirror body bulk elasticity (due to small thickness of the layer) and we take into account *only stresses* produced by layer due to nonuniform temperature distribution $u(\vec{r})$. Then one can take equation (31) and just substitute into right part the term

$$\alpha \vec{\nabla} u \Rightarrow \alpha d \vec{\nabla} u \delta(x - \epsilon), \quad (12)$$

$$\alpha = \alpha_l - \alpha_b. \quad (13)$$

(Recall that here we assume *identity of material constants* for layer and half space.) As a result we obtain spectral density of surface fluctuations (see details in Appendix A):

$$S_{\text{layer}}^{\text{TD}}(\omega) = \frac{4\sqrt{2}(1 + \nu)^2}{\pi} \frac{\alpha^2 d^2 k_B T^2}{r_0^2 \sqrt{\kappa C_V \omega}}. \quad (14)$$

Here ν is Poisson ration. Note that this formula differs from semi-qualitative one (11) only by multiplier of about unity.

The fact that $S_{\text{layer}}^{\text{TD}}(\omega) > S_{\text{layer}}^{\text{TD est.}}(\omega)$ can be qualitatively explained by the speculation that thermal expansion in layer also causes stresses in mirror body under layer: the material under layer additionally "swells up" ("distend"). The similar effect one can observe when heated bimetallic plate is bending.

We have generalized the formula (14) for the case of *different material parameters* of layer and substrate deriving it from fluctuation-dissipation theorem (FDT) (see details in Appendix B):

$$S_{\text{layer}}^{\text{TD}}(\omega) = \frac{4\sqrt{2}(1 + \nu_b)^2}{\pi} \frac{\alpha^2 d^2 k_B T^2}{r_0^2 \sqrt{\kappa_b C_{V,b} \omega}}, \quad (15)$$

$$\alpha = \alpha_b \Lambda, \quad (16)$$

$$\Lambda = -\frac{C_{V,l}}{C_{V,b}} + \frac{\alpha_l}{2\alpha_b} \times \left[\frac{1 + \nu_l}{(1 - \nu_l)(1 + \nu_b)} + \frac{E_l(1 - 2\nu_b)}{E_b(1 - \nu_l)} \right]. \quad (17)$$

Here E_b , E_l are Young modulus, subscripts b and l refer to parameters of half space and layer correspondingly. This result was earlier obtained in [10].

We can further generalize the result (15 - 17) for multilayer coating with alternate material constants which differs from material constants of mirror body. Let the multilayer coating consists of N alternating sequences of quarter-wavelength dielectric layers. Every odd layer has the refraction index n_1 , thickness $d_1 = \lambda/4n_1$ (λ is the incident light wavelength). Every even layer has parameters n_2 , $d_2 = \lambda/4n_2$ correspondingly. Then formulas (15, 17) can be used with the total coating thickness and effective expansion coefficient calculated using the following formulas (see details in Appendix B):

$$\alpha = \frac{\alpha_b d_1}{d_1 + d_2} \Lambda_1 + \frac{\alpha_b d_2}{d_1 + d_2} \Lambda_2 \quad (18)$$

$$d = N(d_1 + d_2) \quad (19)$$

Here factors Λ_1 and Λ_2 are calculated using (17) with substitution material parameters for odd and even layers correspondingly.

It should be emphasized that negative influence of thermoelastic fluctuations in layer in *finite sized* mirror can be larger than in half infinite space model due to "bimetallic" effect: the temperature fluctuations in layer should additionally cause mirror bend through thermal expansion. Using FDT approach developed by Liu and Thorne [12] we have calculated numerically the following coefficient

$$C_{\text{fsm}} = \frac{S_{\text{layer}}^{\text{TD, finite test mass}}}{S_{\text{layer}}^{\text{TD, infinite test mass}}}. \quad (20)$$

For design planned in LIGO-II [11] the test mass is manufactured from fused silica with $\text{Ta}_2\text{O}_5 + \text{SiO}_2$ coating and has following parameters $R = 19.4$ cm, $H = 11.5$ cm, $r_0 = 6$ cm. For this case we estimate

$$C_{\text{fsm}} \simeq 1.56$$

(see details of rather combersome calculations in Appendix C). But if $R \gg H$ then the value of C_{FTM} may be substantially larger.

4 Numerical estimates

High reflectivity of mirrors is provided by multilayer coating which consists of alternating sequences of quarter-wavelength dielectric layers having refraction indices n_1 and n_2 . The frequently used pairs are Ta_2O_5 ($n_1 \simeq 2.1$) and SiO_2 ($n_2 \simeq 1.45$): namely these coatings are used in LIGO [21]. The total typical for high finesse mirror number of layer pairs is $N \simeq 19$ (this value we used for estimates below) so that total thickness of $\text{Ta}_2\text{O}_5 + \text{SiO}_2$ coating is about $N(d_1 + d_2) \simeq 6 \times 10^{-4}$ cm.

To estimate TD temperature fluctuations in interferometric coating of mirror we use formula (15) with substitutions (16 - 19). To obtain numerical estimates for these types of fluctuations it is necessary to have the value of α for thin layer of Ta_2O_5 . In the existing publications we have found very wide range: from $\alpha_{\text{Ta}_2\text{O}_5} \simeq -(4.43 \pm 0.05) \times 10^{-5} \text{ K}^{-1}$ [13] (the scheme of measurement is described in [14]) to $\alpha_{\text{Ta}_2\text{O}_5} \simeq 3.6 \times 10^{-6} \text{ K}^{-1}$ (without measurement error, unfortunately) [15] and $\alpha_{\text{Ta}_2\text{O}_5} \simeq (5 \pm 2) \times 10^{-6} \text{ K}^{-1}$ [16]. It can be explained not only by possible errors of experiment but also by the fact that properties of tantalum pentoxide may be strongly depends on procedure of layer deposition on substrate [17]. So we use for estimate the value $\alpha_{\text{Ta}_2\text{O}_5} \simeq 5 \times 10^{-6} \text{ K}^{-1}$ because coating measured in paper [16] was deposited on thin fused silica plates by the *same technology* as coating on LIGO mirrors. The other material parameters are listed in Appendix B.

It is also useful to present estimates for thermorefractive noise [9]: TD temperature fluctuations produce fluctuations of coating layers refraction indices n_1 and n_2 due to its dependence on temperature:

$$\beta_1 = \frac{dn_1}{dT} \neq 0, \quad \beta_2 = \frac{dn_2}{dT} \neq 0, \quad (21)$$

Refraction indices fluctuations produce in turn fluctuations of phase of the wave reflecting from mirror. This noise can be recalculated into equivalent noise displacement of mirror¹:

$$S_{\text{refr}}^{\text{TD}}(\omega) = \frac{\sqrt{2}\beta^2\lambda^2\kappa T^2}{\pi r_0^2 \sqrt{\rho C \kappa \omega}}, \quad (22)$$

$$\beta = \frac{n_1 n_2 (\beta_1 + \beta_2)}{4(n_1^2 - n_2^2)}. \quad (23)$$

For estimates we use "optimistic" (i.e. smallest) value of $\beta_{\text{Ta}_2\text{O}_5} \simeq 2.3 \times 10^{-6} \text{ K}^{-1}$ [18] (for example, [13] reports unexpectedly high value $\beta_{\text{Ta}_2\text{O}_5} \simeq 1.4 \times 10^{-4} \text{ K}^{-1}$).

We also want to estimate the noise associated with the mirror material losses described in the model of

¹Here we present formula correcting an error in formula (3) in [9]

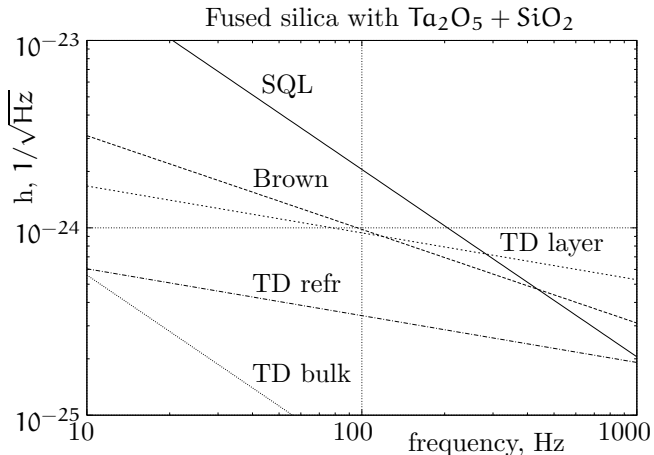


Figure 2: Dependence of different noises on frequency in gravitational wave antenna with fused silica mirror and $\text{Ta}_2\text{O}_5 + \text{SiO}_2$ coating presented in terms of dimensionless metric (25). Notations: "SQL" — $h_{\text{SQL}}(\omega)$ (26), "Brown" — Brownian fluctuations caused by structure losses and described by formula (24), "TD layer" - surface fluctuations caused by TD temperature fluctuations (thermoelastic) (14 – 18) in coating, "TD bulk" — the same fluctuations in the mirror volume (2), "TD refr" — thermorefractive noise (22).

structural damping [19], below we denote it as Brownian motion of the surface. In this model the angle of losses ϕ does not depend on frequency and the following formula is valid for its spectral density in the infinite medium [20, 1, 12]:

$$S_x^{\text{B}}(\omega) \simeq \frac{4k_{\text{B}}T(1-\nu^2)}{\omega \sqrt{2\pi E r_0}} \phi. \quad (24)$$

Note that we have used the new value of $\phi \simeq 0.5 \times 10^{-8}$ for the loss angle in very pure fused silica [24].

The gravitational wave antenna spectral sensitivity to the perturbation of metric $h(\omega)$ may be recalculated from the displacement X noise spectral density using the following formula:

$$h(\omega) = \frac{\sqrt{N_0 S_x(\omega)}}{L} \quad (25)$$

where we use $N_0 = 4$ due to the fact that antenna has two arms (with length L) with two mirrors in each one. However, for TD layer fluctuations we use $N_0 \simeq 2$ because in LIGO interferometer arms the Fabry-Perot resonators end test mass (ETM) coating TD fluctuations are considerably larger than ones in the input test mass (ITM) coating due to the coating thickness in ETM is approximately ~ 6 times larger [21].

The LIGO-II antenna will approach the level of SQL so we also compare the noise limiting sensitivity

with this limit in spectral form [22]:

$$h_{\text{SQL}} = \sqrt{\frac{8\hbar}{m\omega^2 L^2}}. \quad (26)$$

For estimate we use the set of parameters for fused silica mirror with $\text{Ta}_2\text{O}_5 + \text{SiO}_2$ coating using the parameters listed in Appendix D. The results are presented in fig. 2.

We can see that in fused silica mirror the TD bulk fluctuations are negligibly small but TD fluctuations in layer of interferometric coating are about Brownian one and only 2 times smaller than standard quantum limit at $\omega \simeq 2\pi \times 100 \text{ s}^{-1}$. Note that thermoelastic fluctuations in layer weakly depends on frequency $\sim \omega^{-1/4}$ (see (14)) and for frequencies $\geq 2\pi \times 300 \text{ s}^{-1}$ these fluctuations dominate completely.

For comparison we present in fig. 3 the estimates for sapphire mirror with the same $\text{Ta}_2\text{O}_5 + \text{SiO}_2$ coating. We can see that for sapphire mirror the contribution of TD noise in layer is smaller and only at $\omega > 2\pi \times 10^3 \text{ s}^{-1}$ it is close to SQL.

We can see that TD fluctuations in the same coating $\text{Ta}_2\text{O}_5 + \text{SiO}_2$ on sapphire and on fused silica differs approximately by 3 times. It can be explained by the fact that factor $\kappa_s C_s$ (denominator in (14)) for sapphire is about two orders larger than for fused silica. Note that equivalent thermal expansion coefficients described by formulas (16 – 18) are practically the same

$$\begin{aligned} \alpha_{\text{SiO}_2}^{\text{Ta}_2\text{O}_5 + \text{SiO}_2} &\simeq 2.8 \times 10^{-6} \text{ K}^{-1}, \\ \alpha_{\text{Al}_2\text{O}_3}^{\text{Ta}_2\text{O}_5 + \text{SiO}_2} &\simeq -2.8 \times 10^{-6} \text{ K}^{-1}, \end{aligned}$$

It is also worth noting that surface fluctuations caused by TD temperature fluctuations (thermoelastic and thermorefractive) in layer (coating) depends on laser spot radius weaker ($\sim r_0^{-1}$) than "bulk" noise ($\sim r_0^{-3/2}$).

5 Conclusion

The slow dependence of interferometric layer (coating) TD noise on frequency $\omega^{-1/4}$ and on the radius of the beam spot r_0^{-1} is worth noting.

We can see that TD noise in interferometric layer is close to the standard quantum limit and it may be an obstacle for interferometric gravitational antennae (projects LIGO-II and especially LIGO-III).

The resume of this paper may be formulated in the following way: it is important to measure *in situ* the value of effective thermal expansion coefficient α for interferometric multilayer coatings of high quality mirrors for precision measurements.

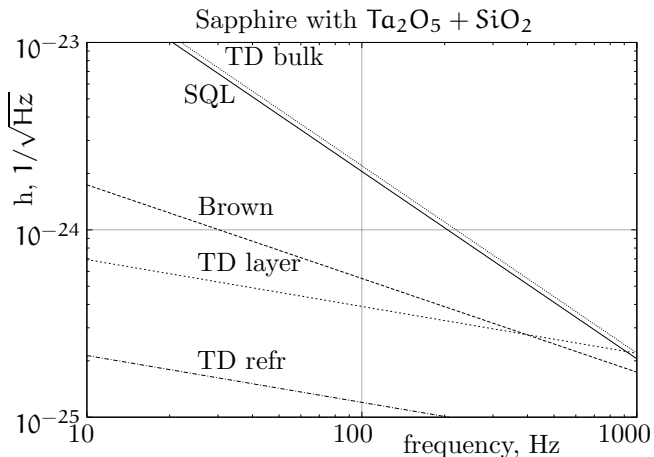


Figure 3: Dependence of different noises on frequency in gravitational wave antenna with sapphire mirror and $\text{Ta}_2\text{O}_5 + \text{SiO}_2$ coating in terms of dimensionless metric (25). Notations are the same as in fig.2

6 Acknowledgements

We are grateful for fruitful discussions with M. Fejer pointing out on incorrectness of several formulas in previous version of this paper. We are pleased to thank Helena Armandula, Garilynn Billingsley, Sheila Rowan and Naci Inci providing priceless information about material constants for optical coating. We are also grateful to F. Ya. Khalili and V. P. Mitrofanov for helpful discussions.

This work was supported in part by NSF and Caltech grant PHY0098715, by Russian Ministry of Industry and Science and by Russian Foundation of Basic Researches.

A TD fluctuations of surface of half space. Langevin approach

Here we present the derivation of formula (14) using Langevin approach. We calculate the surface fluctuations (averaged over the spot with radius r_0) of half-space covered by layer with thickness d . The surface fluctuations are originated by TD temperature fluctuations which in turn produces deformations due to non-zero thermal expansion. We consider the case when thermal expansion coefficient α is non-zero *only inside layer* and other thermal and elastic parameters are the same in layer and half-space. We also assume that following strong inequalities fulfills:

$$d \ll r_T \ll r_0, \quad r_T = \sqrt{\frac{\kappa}{\rho C \omega}}$$

A.1 TD temperature fluctuations

We use Langevin approach proposed by [1] using thermoconductivity equation for half-space $z > 0$ with thermoisolated surface with fluctuational forces F in right part:

$$\frac{\partial \mathbf{u}}{\partial t} - a^2 \Delta \mathbf{u} = F(\vec{r}, t), \quad a^2 = \frac{\kappa}{\rho C}, \quad (27)$$

$$\langle F(\vec{r}, t) F^*(\vec{r}_1, t_1) \rangle = 2 \frac{k_B T^2 \kappa}{(\rho C)^2} \delta(t - t_1) \times \quad (28)$$

$$\times \Delta \left(\delta(x - x_1) \delta(y - y_1) \times [\delta(z - z_1) + \delta(z + z_1)] \right).$$

Here we introduce mirror fluctuational forces (last term in square brackets) in order to reformulate problem for the whole space.

After space and time Fourier transform we can write down the solution

$$\mathbf{u}(\vec{r}, t) = \int_{-\infty}^{\infty} \frac{d\vec{k} d\omega}{(2\pi)^4} \mathbf{u}(\omega, \vec{k}) e^{i\omega t + i\vec{k}\vec{r}},$$

$$\mathbf{u}(\omega, \vec{k}) = \frac{F(\vec{k}, \omega)}{a^2 |\vec{k}|^2 + i\omega}, \quad (29)$$

$$\langle F(\vec{k}, \omega) F^*(\vec{k}_1, \omega_1) \rangle = F_0^2 T_0^2 (2\pi)^4 |\vec{k}|^2 \delta(\omega - \omega_1) \times \delta(k_x - k_{x1}) \delta(k_y - k_{y1}) \times [\delta(k_z - k_{z1}) + \delta(k_z + k_{z1})].$$

$$F_0^2 T_0^2 = 2 \frac{k_B T^2 \kappa}{(\rho C)^2} \quad (30)$$

A.2 Equation of elasticity

The problem of elastic deformations \vec{v} for half-space covered by thin layer caused by thermal expansion due to TD temperature fluctuations \mathbf{u} can be described by equation [23, 25] with zero stresses σ_{zz} , σ_{yz} , σ_{xz} on free surface $z = 0$:

$$\frac{1-\nu}{1+\nu} \times \text{grad div } \vec{v} - \quad (31)$$

$$- \frac{1-2\nu}{2(1+\nu)} \text{rot rot } \vec{v} = \alpha \vec{\nabla} \mathbf{u},$$

$$\sigma_{zz} = \frac{E}{1-2\nu} \left[\frac{\nu}{1+\nu} \left(\frac{\partial v_x}{\partial x} + \frac{\partial v_y}{\partial y} + \frac{\partial v_z}{\partial z} \right) - \alpha \mathbf{u} + \frac{1-2\nu}{1+\nu} \frac{\partial v_z}{\partial z} \right] \Big|_{z=0} = 0, \quad (32)$$

$$\sigma_{yz} = \frac{E}{2(1+\nu)} \left(\frac{\partial v_z}{\partial y} + \frac{\partial v_y}{\partial z} \right) \Big|_{z=0} = 0, \quad (33)$$

$$\sigma_{xz} = \frac{E}{2(1+\nu)} \left(\frac{\partial v_x}{\partial z} + \frac{\partial v_z}{\partial x} \right) \Big|_{z=0} = 0.$$

Using condition $d \ll r_0$ we can present the right part of (31) as following

$$\alpha \vec{\nabla} \mathbf{u} \Rightarrow \alpha d \vec{\nabla} (\mathbf{u} \delta(z - \epsilon)) \quad (34)$$

One can find solution as sum (see for example sec. 3.4 in [25]): $\vec{v} = \vec{v}^{(a)} + \vec{\nabla} \varphi$. Here function φ fulfills Poisson equation (it is derived from (31)):

$$\Delta \varphi = \frac{1+\nu}{1-\nu} \alpha d \mathbf{u} \delta(z - \epsilon) \quad (35)$$

without boundary condition and function $\vec{v}^{(a)}$ fulfills to (31) with zero right part and the following boundary conditions:

$$\sigma_{zz} = \frac{E}{1+\nu} \left[\frac{\partial^2 \varphi}{\partial y^2} + \frac{\partial^2 \varphi}{\partial x^2} \right] \Big|_{z=0}, \quad (36)$$

$$\sigma_{xz} = - \frac{E}{(1+\nu)} \frac{\partial^2 \varphi}{\partial x \partial z} \Big|_{z=0},$$

$$\sigma_{yz} = - \frac{E}{(1+\nu)} \frac{\partial^2 \varphi}{\partial y \partial z} \Big|_{z=0}.$$

By this way for function $\mathbf{v}^{(a)}$ we obtain the problem of half space deformation with stresses (36) on boundary.

We are interesting of surface displacement along z axis averaged over spot with radius $r_0 = \sqrt{2}/\sigma_0$ in center of coordinate system:

$$\bar{X}(t) = \frac{1}{\pi r_0^2} \int_{-\infty}^{\infty} dy dz \left(\frac{\partial \varphi}{\partial z} + v_z^{(a)} \right) \Big|_{z=0} \times \exp \left(- \frac{x^2 + y^2}{r_0^2} \right). \quad (37)$$

Solution of Poisson equation (35) is known:

$$\varphi(x, y, z) = - \frac{\alpha(1+\nu)}{4\pi(1-\nu)} \iint_{-\infty}^{\infty} dx' dy' \times \frac{2\mathbf{u}(x', y', z')}{\sqrt{(x-x')^2 + (y-y')^2 + z^2}}. \quad (38)$$

Here we add solution by mirror source ($\sim \delta(x + \epsilon)$) — it produces the multiplier 2 in last fraction. Such function φ makes zero contribution into surface displacement (see (37)). As addition the tangent stresses σ_{xz} and σ_{yz} in boundary conditions (36) are also become zero. Only normal pressure is non-zero and is equal to:

$$\sigma_{zz}^{z=0} = - \frac{\alpha d E (\partial_{yy} + \partial_{xx})}{2\pi(1-\nu)} \times \iiint_{-\infty}^{\infty} \frac{d\mathbf{k}_x d\mathbf{k}_y dk_z d\omega}{(2\pi)^4} \times \frac{F(\vec{k}) T(\omega)}{a^2 |\vec{k}|^2 + i\omega} e^{i\omega t + i\mathbf{k}_y y + i\mathbf{k}_x x} \times \int_{-\infty}^{\infty} dy' dx' \times \frac{e^{i\mathbf{k}_y (y-y') + i\mathbf{k}_x (x'-x)}}{\sqrt{(y-y')^2 + (x-x')^2}}$$

We take the last integral (over $dy'dx'$) going into cylindrical coordinate system with notation $k_{\perp} = \sqrt{k_y^2 + k_x^2}$ (using formulas 2.5.24.1 in [26] and 2.12.4.28 in [27]):

$$\begin{aligned} I_1(k_{\perp}) &= \iint_{-\infty}^{\infty} dy'dx' \frac{e^{ik_y(y-y') + ik_x(x'-x)}}{\sqrt{(y-y')^2 + (x-x')^2}} = \\ &= \int_0^{2\pi} d\phi \int_0^{\infty} r dr \frac{e^{ik_{\perp} r \cos \phi}}{\sqrt{r^2}} = \frac{2\pi}{k_{\perp}} \end{aligned}$$

Gathering we obtain expression for σ_{zz}

$$\begin{aligned} \sigma_{zz}^{z=0}(y, x) &= \frac{\alpha d E}{(1-\nu)} \iiint_{-\infty}^{\infty} \frac{dk_x dk_y dk_z d\omega}{(2\pi)^4} \times \\ &\times \frac{k_{\perp} F(\vec{k}) T(\omega)}{a^2 |\vec{k}|^2 + i\omega} e^{i\omega t + ik_y y + ik_x x} \quad (39) \end{aligned}$$

Now we can write down the expression for $\vec{v}^{(a)}$ at $z = 0$ (see sec. 8 in [23]):

$$v_z^{(a)} = \frac{1-\nu^2}{\pi E} \iint_{-\infty}^{\infty} dy'dx' \frac{\sigma_{zz}^{z=0}(y', x')}{\sqrt{(y-y')^2 + (x-x')^2}}.$$

Substituting it into (37) we obtain:

$$\begin{aligned} \bar{X}(t) &= 2\alpha d(1+\nu) \int_{-\infty}^{\infty} \int_0^{\infty} \frac{dk_x dk_y dk_z d\omega}{(2\pi)^4} \quad (40) \\ &\times \frac{F(\vec{k}) T(\omega)}{(a^2 |\vec{k}|^2 + i\omega)} e^{i\omega t - \frac{k_{\perp}^2 r_0^2}{4}} \end{aligned}$$

One can write down the time correlation function (using (37)):

$$\begin{aligned} B(\tau) &= \langle \bar{X}(t) \bar{X}(t+\tau) \rangle = \\ &= 4\alpha^2 d^2 (1+\nu)^2 \int_{-\infty}^{\infty} \frac{d\omega}{2\pi} e^{i\omega \tau} \times \quad (41) \\ &\times \int_{-\infty}^{\infty} \int_0^{\infty} \frac{dk_z k_{\perp} dk_{\perp}}{(2\pi)^2} \frac{2F_0^2 T_0^2 k^2}{a^4 |\vec{k}|^4 + \omega^2} e^{-k_{\perp}^2 r_0^2 / 2} \end{aligned}$$

Now we can write down one side spectral density:

$$\begin{aligned} S_X(\omega) &= \frac{4}{\pi^2} (1+\nu)^2 \alpha^2 d^2 F_0^2 T_0^2 \times \quad (42) \\ &\times \int_{-\infty}^{\infty} \int_0^{\infty} \frac{(k_{\perp}^2 + k_z^2) dk_z k_{\perp} dk_{\perp}}{(a^4 (k_{\perp}^2 + k_z^2)^2 + \omega^2)} e^{-k_{\perp}^2 r_0^2 / 2} \end{aligned}$$

Using condition $a^2/r_0^2 \ll \omega$ (and assuming that $k^2 \simeq k_z^2$) we can easy take integral over k_{\perp} then over k_z and obtain the formula (14).

Note that formula (42) can be used for calculation S_X with arbitrary value ω :

$$\begin{aligned} S_X(\omega) &= \frac{4}{\pi^2} (1+\nu)^2 \alpha^2 d^2 F_0^2 T_0^2 \times I_X \quad (43) \\ I_X &= \frac{1}{\sqrt{2} r_0 a^4} \int_{-\infty}^{\infty} \int_0^{\infty} \frac{(x^2 + y) dx dy}{(x^2 + y)^2 + b^4} e^{-y} = \end{aligned}$$

$$\begin{aligned} &= \frac{\pi}{2 r_0 a^4} \int_0^{\infty} \sqrt{\frac{y + \sqrt{y^2 + b^4}}{(y^2 + b^4)}} e^{-y} dy, \quad (44) \\ b^4 &= \frac{\omega^2 r_0^2}{4a^4}, \end{aligned}$$

B FDT approach calculations of thermo-elastic noise in interferometric coating

Here we derive formula (14) using fluctuation-dissipation theorem (FDT)[28, 29] by the following thought experiment:

We imagine applying a sinusoidally oscillating pressure,

$$P = F_0 \frac{e^{-r^2/r_0^2}}{\pi r_0^2} e^{i\omega t} \quad (45)$$

to one face half-infinite mass covered by layer. Here F_0 is a constant force amplitude, ω is the angular frequency at which one wants to know the spectral density of thermal noise, and the pressure distribution (45) has precisely the same spatial profile as that of the generalized coordinate \bar{X} , whose thermal noise $S_{\bar{X}}(\omega)$ one wishes to compute.

The oscillating pressure P feeds energy into the test mass, where it gets dissipated by thermoelastic heat flow. Computing the rate of this energy dissipation, W_{diss} , averaged over the period $2\pi/\omega$ of the pressure oscillations we can just write down (in according with fluctuation-dissipation theorem) the spectral density of the noise $S_{\bar{X}}(\omega)$ is given by

$$S_{\bar{X}}(\omega) = \frac{8k_B T W_{\text{diss}}}{F_0^2 \omega^2} \quad (46)$$

The rate W_{diss} of thermoelastic dissipation is given by the following standard expression (first term of Eq. (35.1) in [23]):

$$W_{\text{diss}} = \left\langle \int \frac{\kappa}{T} (\vec{\nabla} \mathbf{u})^2 r d\phi dr dz \right\rangle. \quad (47)$$

Here the integral is over the entire test-mass interior using cylindrical coordinates; T is the unperturbed temperature of the test-mass material and \mathbf{u} is the temperature perturbation produced by the oscillating pressure, κ is the material's coefficient of thermal conductivity, and $\langle \dots \rangle$ denotes an average over the pressure's oscillation period $2\pi/\omega$ (in practice it gives just a simple factor $\langle (\Re e^{i\omega t})^2 \rangle = 1/2$).

The computation of the oscillating temperature perturbation is made fairly simple by two well-justified approximations [1]:

First: Quasistatic approximation. We can approximate the oscillations of stress and strain in the test

mass, induced by the oscillating pressure P , as *quasistatic*.

Second: We assume that the following strong inequality is valid

$$d \ll r_T \ll r_o, \quad r_T = \sqrt{\frac{\kappa}{\rho C \omega}},$$

here r_T is length of diffusive heat transfer and ρ is the density and C is the specific heat. This means that, when computing the oscillating temperature distribution, we can approximate the oscillations of temperature as *adiabatic* in transversal direction (tangent to surface) but *non-adiabatic* in normal to surface direction.

The *quasistatic* approximation permits us, at any moment of time t , to compute the test mass's internal displacement field \vec{v} , and most importantly its expansion

$$\Theta = \text{div } \vec{v}, \quad (48)$$

from the equations of static stress balance (Eq. (7.4) in [23])

$$(1 - 2\nu)\nabla^2 \vec{v} + \vec{\nabla}(\vec{\nabla} \cdot \vec{v}) = 0 \quad (49)$$

(where ν is the Poisson ratio), with the boundary condition that the normal pressure on the test-mass face be $P(r, t)$ [Eq. (45)] and that all other non-tangential stresses vanish at the test-mass surface.

Once Θ has been computed, we can evaluate the temperature perturbation u from the thermoconductivity equation

$$(\partial_t - a^2 \Delta)u = \frac{-\alpha E T}{\rho C (1 - 2\nu)} \partial_t \Theta, \quad a^2 = \frac{\kappa}{\rho C} \quad (50)$$

Here E is Young's modulus. It worth to underline that we can not use adiabatic approach in (50) due to small thickness of layer.

This temperature perturbation u can then be plugged into Eq. (47) to obtain the dissipation W_{diss} as an integral over the gradient of the expansion. This W_{diss} can be inserted into Eq. (46) to obtain the spectral density of thermoelastic noise.

B.1 Elastic problem

Elastic infinite half space. We can assume that layer does not influence on deformations in substrate due to its small thickness. Then we can use the solution to the quasistatic stress-balance equation (49) given by a Green's-function expression (see (8.18) in [23]) with $F_x = F_y = 0$, $F_z = P(r)$, integrated over the surface of the test mass: Below we will need the expression for $\Theta^{(b)} = \text{div } \vec{u}$. Using results of [1] one can calculate longitudinal and transversal parts of $\Theta^{(b)}$ separately:

$$\Theta_{\parallel}^{(b)} = (\partial_x u_x + \partial_y u_y)_{z=0} = \quad (51)$$

$$= -\frac{2(1 + \nu_b)(1 - 2\nu_b)P}{E_b}, \quad (52)$$

$$\Theta_{\perp}^{(b)} = \partial_z u_z|_{z=0} = -\frac{(1 + \nu_b)(1 - 2\nu_b)P}{E_b} \quad (53)$$

Layer. For solution of thermal problem we will need to calculate expansion $\Theta^{(l)}$ in layer. We assume that deformations of layer in transversal plane are the same as in substrate (the same natural assumption was done in [10]), i.e. $\Theta_{\parallel}^{(l)} = \Theta_{\parallel}^{(b)}|_{z=0}$. One can use equation (5.13) for stress in [23] for calculation $\Theta_{\perp}^{(l)} \equiv u_{zz}^{(l)}$:

$$\sigma_{zz} \equiv -P = \frac{E_l}{(1 + \nu_l)(1 - 2\nu_l)} \times \quad (54)$$

$$\times \left((1 - \nu_l)u_{zz}^{(f)} + \nu_l \underbrace{(u_{xx}^{(f)} + u_{yy}^{(f)})}_{\Theta_{\parallel}^{(s)}|_{z=0}} \right).$$

Using this equation one can find $u_{zz}^{(l)}$ and full expansion Θ_l in layer:

$$u_{zz}^{(l)} = -\frac{P}{Y_l(1 - \nu_l)} \left(1 - \frac{\nu_l Y_l}{Y_b} \right), \quad (55)$$

$$\Theta_l = -\frac{P}{Y_l(1 - \nu_l)} \left(1 + \frac{Y_l(1 - 2\nu_l)}{Y_b} \right), \quad (56)$$

$$Y_b = \frac{E_b}{(1 + \nu_b)(1 - 2\nu_b)}, \quad Y_l = \frac{E_l}{(1 + \nu_l)(1 - 2\nu_l)}$$

B.2 Thermal problem

The expansion in layer and in substrate are the source of heat with power per unit volume (see for example sec. 31 in [23]) which are equal to W_l inside layer and to W_b in substrate

$$W_l = \frac{-\alpha_l E_l T}{(1 - 2\nu_l)} i\omega \Theta_l, \quad W_b = \frac{-\alpha_b E_b T}{(1 - 2\nu_b)} i\omega \Theta_b.$$

It seems that we can divide our problem into two problems:

First: The "bulk" problem. In half space there is power source W_b . It corresponds to the problem solved in [1].

Second: The "surface" problem. There is power source only inside layer. Below we consider only second problem.

We have thermal conductivity equation in layer with constant right part. Using conditions (6) one can simplify thermal conductivity equations to one dimension form as following

$$\left(1 - \frac{\kappa_b}{i\omega C_b} \partial_z^2 \right) \delta T_b = 0, \quad (57)$$

$$\left(1 - \frac{\kappa_l}{i\omega C_l} \partial_z^2 \right) \delta T_l = w, \quad (58)$$

$$w = \frac{-\alpha_l E_l T \Theta_l}{(1-2\nu_l) C_l} + \frac{\alpha_b E_b T \Theta_b}{(1-2\nu_b) C_b} =$$

$$= -\frac{2(1+\nu_b) T \alpha_b}{C_b} P \Delta, \quad (59)$$

$$\Delta = -1 + \frac{\alpha_l C_b}{\alpha_b C_l} \frac{1+\nu_l}{2(1-\nu_l)(1+\nu_b)} \times$$

$$\times \left[1 + \frac{E_l(1-2\nu_b)(1+\nu_b)}{E_b(1+\nu_l)} \right] \quad (60)$$

We have condition of thermal isolation at $z = 0$ and condition of continuity of temperature and heat flux at $z = d$. So we can find the solution of system (57, 58) as following

$$\delta T_l = A - B \cosh \gamma_l z, \quad \gamma_l = \frac{1+i}{\sqrt{2}} \sqrt{\frac{\omega C_l}{\kappa_l}},$$

$$\delta T_b = C e^{-\gamma_b(z-d)}, \quad \gamma_b = \frac{1+i}{\sqrt{2}} \sqrt{\frac{\omega C_b}{\kappa_b}},$$

$$C = A - B \cosh \gamma_l d, \quad (61)$$

$$\kappa_b \gamma_b C = \kappa_l \gamma_l B \sinh \gamma_l d, \quad (62)$$

$$A = w, \quad C = \frac{w R \sinh \gamma_l d}{R \sinh \gamma_l d + \cosh \gamma_l d}, \quad (63)$$

$$B = \frac{w}{R \sinh \gamma_l d + \cosh \gamma_l d}, \quad (64)$$

$$R = \frac{\kappa_l \gamma_l}{\kappa_b \gamma_b} \quad (65)$$

Due to conditions (6) and hence $|\gamma_g d| \ll 1$ we can simplify expressions for temperature:

$$\delta T_l \simeq w(1 - \cosh \gamma_l z + R \gamma_l d \cosh \gamma_l z), \quad (66)$$

$$\delta T_b \simeq \frac{w \kappa_l \gamma_l^2 d}{\kappa_b \gamma_b} e^{-\gamma_b(z-d)}. \quad (67)$$

We are interesting only in temperature distribution in infinite space because volume of layer produces small contribution into total budget of dissipated energy:

$$W_{\text{diss}} = (1+\nu_b)^2 \alpha_b^2 \frac{C_l^2}{C_b^2} \Delta^2 \frac{F_0^2}{\pi r_0^2} \times$$

$$\times \frac{\omega^2 d^2 T}{\sqrt{2} \sqrt{C_b \kappa_b \omega}} \quad (68)$$

Using this result and (46) one can write down spectral density

$$S_X(\omega) = \frac{4\sqrt{2}(1+\nu_b)^2 \kappa_B T^2}{\pi r_0^2 \sqrt{C_b \kappa_b \omega}} \alpha_{\text{eff}}^2 d^2, \quad (69)$$

$$\alpha_{\text{eff}} = \alpha_b \Lambda, \quad \Lambda = \frac{C_l}{C_b} \Delta. \quad (70)$$

B.3 Generalization for multilayer coating

We can generalize this result for multilayer coating consisting of N alternating sequences of quarter-wavelength dielectric layers. Every odd layer has the

refraction index n_1 , thickness $d_1 = \lambda/4n_1$ (λ is the incident light wavelength), its parameters we mark by subscript 1. Every even layer has parameters n_2 , $d_2 = \lambda/4n_2$, its parameters we mark by subscript 2. It can be easy shown that the equivalent thermal expansion coefficient α_{eff} of total coating and the total thickness d of coating are the following:

$$\alpha_{\text{eff}} = \frac{\alpha_s d_1}{d_1 + d_2} \Lambda_1 + \frac{\alpha_s d_2}{d_1 + d_2} \Lambda_2, \quad (71)$$

$$d = N(d_1 + d_2), \quad (72)$$

$$\Lambda_1 = -\frac{C_{f1}}{C_b} + \frac{\alpha_{f1}}{2\alpha_b} \times$$

$$\times \left[\frac{1+\nu_{f1}}{(1-\nu_{f1})(1+\nu_b)} + \frac{E_{f1}(1-2\nu_b)}{E_b(1-\nu_{f1})} \right],$$

$$\Lambda_2 = -\frac{C_{f2}}{C_b} + \frac{\alpha_{f2}}{2\alpha_b} \times$$

$$\times \left[\frac{1+\nu_{f2}}{(1-\nu_{f2})(1+\nu_b)} + \frac{E_{f2}(1-2\nu_b)}{E_b(1-\nu_{f2})} \right]. \quad (74)$$

And the spectral density $S_X(\omega)$ is defined by substitution (71) into formula (69). We have checked it by solution of thermal problem and calculation W_{diss} for one pair of layers, for two and three pairs of layers.

C Finite sized mirror

Our calculations for finite sized mirror are based on results of Liu and Thorne [12]. The order of calculation steps is the following. First step: we calculate total expansion Θ_s and its transversal part $\Theta_{\parallel}^{(s)}$ in substrate. Second step: we substitute calculated value $\Theta_{\parallel}^{(s)}$ into (54) and calculate $\Theta_{\perp}^{(f)}$ and then Θ_f . Third step: we substitute the values Θ_s and Θ_f into thermal conductivity equations (57 and 58). Forth step: we calculate dissipated energy W_{diss} .

Calculations of Θ_s . We use the results and notations of [12]. The radius of mirror is R , its height is H .

$$\Theta_s = F_0 e^{i\omega t} \left(-\frac{p_0(1-2\nu_s)}{E_s} + \frac{2(1-2\nu_s)c_0}{E_s} \right) + \sum_m [k_m A_m + B'_m] J_0(k_m r), \quad (75)$$

$$\lambda = \frac{E\nu}{(1-2\nu)(1+\nu)}, \quad \mu = \frac{E}{2(1+\nu)}, \quad (76)$$

$$p_0 = \frac{1}{\pi R^2}, \quad c_0 = \frac{6R^2}{H^2} \sum_{m=1}^{\infty} \frac{J_0(\zeta_m) p_m}{\zeta_m^2}, \quad (77)$$

Here ζ_m are the m -th root of equation $J_1(x) = 0$, $J_0(x)$, $J_1(x)$ are Bessel functions of zero and first or-

ders.

$$\begin{aligned}
p_m &= \frac{\exp(-k_m^2 r_0^2/4)}{\pi R^2 J_0^2(\zeta_m)}, \quad k_m = \frac{\zeta_m}{R}, \\
A_m &= A_m|_{z=0} = \gamma_m + \delta_m, \\
B'_m &= d_z B_m(z)|_{z=0} = k_m \frac{\mu_s(\beta_m - \alpha_m)}{(\lambda_s + 2\mu_s)} - \\
&\quad -k_m(\gamma_m + \delta_m), \\
D_m &= [k_m A_m + B'_m] = k_m \frac{\mu_s(\beta_m - \alpha_m)}{(\lambda_s + 2\mu_s)}, \\
Q_m &= \exp(-2k_m H) \\
\alpha_m &= \frac{p_m(\lambda_s + 2\mu_s)}{k_m \mu_s(\lambda_s + \mu_s)} \frac{1 - Q_m + 2k_m H Q_m}{(1 - Q_m)^2 - 4k_m^2 H^2 Q_m} \\
\beta_m &= \frac{p_m(\lambda_s + 2\mu_s) Q_m}{k_m \mu_s(\lambda_s + \mu_s)} \frac{1 - Q_m + 2k_m H}{(1 - Q_m)^2 - 4k_m^2 H^2 Q_m} \\
\gamma_m &= \frac{-p_m}{2k_m \mu_s(\lambda_s + \mu_s)} \frac{q_m^+ Q_m + \mu_s(1 - Q_m)}{(1 - Q_m)^2 - 4k_m^2 H^2 Q_m} \\
\delta_m &= \frac{-p_m Q_m}{2k_m \mu_s(\lambda_s + \mu_s)} \frac{q_m^- - \mu_s(1 - Q_m)}{(1 - Q_m)^2 - 4k_m^2 H^2 Q_m}, \\
q_m^\pm &= 2k_m^2 H^2(\lambda_s + \mu_s) \pm 2\mu_s k_m H, \\
D_m &= -\frac{p_m}{(\lambda_s + \mu_s)} \frac{(1 - Q_m)^2}{(1 - Q_m)^2 - 4k_m^2 H^2 Q_m}
\end{aligned}$$

Calculations of $\Theta_{\parallel}^{(s)}$.

$$\Theta_{\parallel}^{(s)} = F_0 e^{i\omega t} \left(\frac{2\nu_s p_0}{E_s} + \frac{2(1 - \nu_s) c_0}{E_s} + \right. \quad (78)$$

$$\left. + \sum_m k_m A_m|_{z=0} J_0(k_m r) \right), \quad (79)$$

$$\begin{aligned}
k_m A_m &= k_m(\delta_m + \gamma_m) = -\frac{p_m(1 + \nu_s)}{E_s} \times \quad (80) \\
&\quad \times \left(\frac{(1 - Q_m)^2(1 - 2\nu_s) + 4Q_m k_m^2 H^2}{(1 - Q_m)^2 - 4k_m^2 H^2 Q_m} \right).
\end{aligned}$$

Calculations of expansion Θ_f in layer. Using (54) we obtain:

$$u_{zz} = \frac{-P(1 + \nu_f)(1 - 2\nu_f)}{E_f(1 - \nu_f)} - \Theta_{\parallel}^{(s)} \frac{\nu_f}{1 - \nu_f}, \quad (81)$$

$$\begin{aligned}
\Theta_f &= u_{zz} + \Theta_{\parallel}^{(s)} = \\
&= \frac{-P(1 + \nu_f)(1 - 2\nu_f)}{E_f(1 - \nu_f)} + \Theta_{\parallel}^{(s)} \frac{1 - 2\nu_f}{1 - \nu_f} \quad (82)
\end{aligned}$$

It is useful to present pressure P as series and rewrite Θ_f as following;

$$P = F_0 e^{i\omega t} \left(p_0 + \sum_{m=1}^{\infty} p_m J_0(k_m r) \right), \quad (83)$$

$$\Theta_f = \frac{1 - 2\nu_f}{1 - \nu_f} F_0 e^{i\omega t} \left(p_0 \left[\frac{2\nu_s}{E_s} - \frac{(1 + \nu_f)}{E_f} \right] + \right.$$

$$\left. + \frac{2(1 - \nu_s) c_0}{E_s} - \sum_{m=1}^{\infty} p_m J_0(k_m r) K_m \right), \quad (84)$$

$$\begin{aligned}
K_m &= \frac{(1 + \nu_f)}{E_f} + \frac{(1 + \nu_s)}{E_s} \times \quad (85) \\
&\quad \times \frac{[(1 - Q_m)^2(1 - 2\nu_s) + 4Q_m k_m^2 H^2]}{(1 - Q_m)^2 - 4k_m^2 H^2 Q_m}
\end{aligned}$$

Calculations of right part in thermal conductivity equation. Using (58) we obtain the expression for w :

$$w = \frac{-\alpha_f E_f T \Theta_f}{(1 - 2\nu_f) C_f} + \frac{\alpha_s E_s T \Theta_s}{(1 - 2\nu_s) C_s}, \quad (86)$$

$$C_f w = \alpha_s T F_0 e^{i\omega t} \times \quad (87)$$

$$\begin{aligned}
&\times \left\{ -p_0 \left(\frac{C_f}{C_s} + \frac{\alpha_f}{\alpha_s} \left[\frac{2\nu_s E_f}{(1 - \nu_f) E_s} - \frac{1 + \nu_f}{1 - \nu_f} \right] \right) + \right. \\
&\quad + 2c_0 \left(\frac{C_f}{C_s} - \frac{\alpha_f E_f (1 - \nu_s)}{\alpha_s E_s (1 - \nu_f)} \right) + \\
&\quad \left. + \sum_{m=1}^{\infty} p_m J_0(k_m r) L_m \right\},
\end{aligned}$$

$$\begin{aligned}
L_m &= \frac{\alpha_f(1 + \nu_f)}{\alpha_s(1 - \nu_f)} - \frac{1 + \nu_s}{1 - \nu_f} + \\
&\quad + \frac{(1 + \nu_s)(1 - Q_m)^2}{(1 - Q_m)^2 - 4k_m^2 H^2 Q_m} \times \\
&\quad \times \left(\frac{\alpha_f E_f (1 - 2\nu_s)}{\alpha_s E_s (1 - \nu_f)} + \frac{1}{1 - \nu_f} - \frac{2C_f}{C_s} \right) \quad (88)
\end{aligned}$$

Calculations of dissipated energy W_{diss} . Using (47) we obtain:

$$W_{\text{diss}}^{\text{fsm}} = \frac{\alpha_s^2 F_0^2 T \omega^2 d^2}{2\sqrt{2} \pi R^2 \sqrt{\kappa_s} C_s \omega} \mathcal{P}, \quad (89)$$

$$\begin{aligned}
\mathcal{P} &= \left[\frac{\alpha_f}{\alpha_s} \left(\frac{1 + \nu_f}{1 - \nu_f} - \frac{2\nu_s E_f}{(1 - \nu_f) E_s} \right) - \frac{C_f}{C_s} + \right. \\
&\quad \left. + S_1 \left(\frac{C_f}{C_s} - \frac{\alpha_f E_f (1 - \nu_s)}{\alpha_s E_s (1 - \nu_f)} \right) \right]^2 + S_2,
\end{aligned}$$

$$S_1 = \frac{12R^2}{H^2} \sum_{m=1}^{\infty} \frac{e^{-k_m^2 r_0^2/4}}{\zeta_m^2 J_0^2(\zeta_m)}, \quad (90)$$

$$S_2 = \sum_{m=1}^{\infty} \frac{e^{-k_m^2 r_0^2/2}}{J_0^2(\zeta_m)} L_m^2. \quad (91)$$

Here we used the (nonstandard) orthogonality relations:

$$\begin{aligned}
\int_0^R J_0(k_m r) J_0(k_n r) r dr &= \frac{R^2}{2} J_0^2(\zeta_m) \delta_{mn}, \\
\int_0^R J_0(k_m r) r dr &= 0.
\end{aligned}$$

Now one can calculate numerically the coefficient

$$C_{\text{fsm}} = \sqrt{\frac{W_{\text{diss}}^{\text{fsm}}}{W_{\text{diss}}}} = \sqrt{\frac{r_0^2 \mathcal{P}}{2R^2(1 + \nu_s)^2 \Lambda^2}} \quad (92)$$

using (89) and (68).

We numerically estimate C_{ftm} for $R = 19.4$ cm, $H = 11.5$ cm, $r_0 = 6$ cm and for $\text{Ta}_2\text{O}_5 + \text{SiO}_2$ coating on fused silica substrate:

$$C_{\text{ftm}} \simeq 1.56$$

D Parameters

$$\begin{aligned} \omega &= 2\pi \times 100 \text{ s}^{-1}, \quad T = 300 \text{ K}, \quad r_0 \simeq 6 \text{ cm} \\ m &= 3 \times 10^4 \text{ g}, \quad \lambda = 1.06 \text{ } \mu\text{m}, \quad L = 4 \times 10^5 \text{ cm}; \end{aligned}$$

Fused silica:

$$\alpha = 5.5 \times 10^{-7} \text{ K}^{-1}, \quad \kappa = 1.4 \times 10^5 \frac{\text{erg}}{\text{cm s K}},$$

$$\rho = 2.2 \frac{\text{g}}{\text{cm}^3}, \quad C = 6.7 \times 10^6 \frac{\text{erg}}{\text{g K}},$$

$$E = 7.2 \times 10^{11} \frac{\text{erg}}{\text{cm}^3}, \quad \nu = 0.17,$$

$$\phi = 0.5 \times 10^{-8} [24];$$

$$\frac{dE}{dT} = -1.5 \times 10^8 \frac{\text{erg}}{\text{K cm}^3}.$$

$$n = 1.45, \quad \frac{dn}{dT} = 1.5 \cdot 10^{-5} \text{ K}^{-1},$$

Sapphire:

$$\alpha = 5.0 \times 10^{-6} \text{ K}^{-1}, \quad \kappa = 4.0 \times 10^6 \frac{\text{erg}}{\text{cm s K}},$$

$$\rho = 4.0 \frac{\text{g}}{\text{cm}^3}, \quad C = 7.9 \times 10^6 \frac{\text{erg}}{\text{g K}},$$

$$E = 4 \times 10^{12} \frac{\text{erg}}{\text{cm}^3}, \quad \nu = 0.29, \quad \phi = 3 \times 10^{-9},$$

$$\frac{dE}{dT} = -4 \times 10^8 \frac{\text{erg}}{\text{K cm}^3},$$

$$n = 1.76, \quad (\lambda = 1 \text{ } \mu\text{m} [32])$$

Tantal pentoxide Ta_2O_5

$$\alpha = -4.4 \cdot 10^{-5} \text{ K}^{-1} [13],$$

$$\alpha = 3.6 \cdot 10^{-6} \text{ K}^{-1} [15],$$

$$\alpha = (5 \pm 1) \cdot 10^{-5} \text{ K}^{-1} [16]$$

$$E = 1.4 \times 10^{12} \frac{\text{erg}}{\text{cm}^3} [30], \quad \nu = 0.23, [30]$$

$$\kappa = 4.6 \times 10^6 \frac{\text{erg}}{\text{cm s K}}, \quad \rho = 6.85 \frac{\text{g}}{\text{cm}^3},$$

$$C = 3.06 \times 10^6 \frac{\text{erg}}{\text{g K}},$$

$$n = 2.1,$$

$$\frac{dn}{dT} = 1.21 \cdot 10^{-4} \text{ K}^{-1} (\lambda \simeq 1.4 \text{ } \mu\text{m}) [13]$$

$$\frac{dn}{dT} = 2.3 \cdot 10^{-6} \text{ K}^{-1} (\lambda \simeq 0.63 \text{ } \mu\text{m}) [18],$$

$$\frac{dn}{dT} = 4.7 \cdot 10^{-6} \text{ K}^{-1} [31]$$

References

- [1] V. B. Braginsky, M. L. Gorodetsky, and S. P. Vyatchanin, *Physics Letters A* **264**, 1 (1999); cond-mat/9912139;
- [2] G. Rempe et al, *Opt.Letters*, **17**, 363 (1992).
- [3] H. J. Kimble, private communication.
- [4] V. B. Braginsky and F. Ya. Khalili, *Quantum Measurement*, ed. by K.S. Thorne, Cambridge Univ. Press, 1992.
- [5] V. B. Braginsky and F. Ya. Khalili, *Rev. Mod. Physics*, **68**, 1 (1996).
- [6] A. Abramovici *et al.*, *Science* **256**, 326 (1992).
- [7] A. Abramovici *et al.*, *Phys.Letters.A* **218**, 157 (1996).
- [8] V. B. Braginsky, *Physics "Uspekhi"*, **43**, 691 (2000).
- [9] V. B. Braginsky, M. L. Gorodetsky, and S. P. Vyatchanin, *Physics Letters A* **271**, 303-307 (2000).
- [10] M. M. Fejer, S. Rowan et al tbd, "Thermoelastic dissipation in inhomogenous media: loss measurement and displacement noise ...", *manuscript*, 2003
- [11] <http://www.ligo.caltech.edu/~ligo2/scripts/12refdes.htm>
- [12] Yu. T. Liu and K. S. Thorne, *Phys. Rev.* **D62**, 122002 (2000).
- [13] M. N. Inci, Simultaneous measurements of thermal optical and linear thermal expansion coefficients of Ta_2O_5 films, *ICO 19*, 25-30 August 2002, Firenze, Italy.
- [14] G. Gulsen and M. N. Inci, *Optical Materials* **18**, 373 (2002).
- [15] C.-L. Tien, C.-C. Jaing, C.-C. Lee and K.-P. Chuang, *J. Mod. Opt.*, **47**, 1681 (2000).
- [16] V. B. Braginsky and A. A. Samoilenko, submitted to *Physics Letters A*.
- [17] Stan Whitcomb, private communication.
- [18] A.K. Chu, H.C. Lin, W.H. Cheng *J. Electro. Mater.*, **26**, 889 (1997).
- [19] P. R. Saulson, *Phys. Rev. D*, **42**, 2437 (1990); G. I. Gonzalez and P. R. Saulson, *J. Acoust. Soc. Am.*, **96**, 207 (1994).

- [20] F. Bondu, P. Hello, Jean-Yves Vinet, *Physics Letters A* **246**, 227 (1998).
- [21] K. Srinivasan, Coating strain induced distortion in LIGO optics, LIGO document T-970176-00, available on www.ligo.caltech.edu.
- [22] V. B. Braginsky, M. L. Gorodetsky, F. Ya. Khalili and K. S. Thorne, *Report at Third Amaldi Conference, Caltech*, July, 1999.
- [23] L. D. Landau and E. M. Lifshitz
Theory of Elasticity, Nauka, Moscow, 1980,
(translation: Pergamon, Oxford, 1986)
- [24] A. Ageev, S. Penn and P.Saulson, Private communication. E-mail: ageev@physics.syr.edu
- [25] B. A. Boley and J. H. Weiner
Theory of thermal stresses, J.Wiley and sons,
1960,
- [26] A. P. Prudnikov, Yu. A. Brychkov and O. B. Marychev, *Integrals and Sums*. Moscow, Nauka, 1983.
- [27] A. P. Prudnikov, Yu. A. Brychkov and O. B. Marychev, *Integrals and Sums. Special Functions*. Moscow, Nauka, 1983.
- [28] H. B. Callen and T. A. Welton, *Phys. Rev.* **83**, 34 (1951).
- [29] Yu. Levin, *Phys. Rev. D* **57**, 659 (1998).
- [30] P.J. Martin et al *Thin solid films* **239** 181-185 (1994)
- [31] M.A. Scobey and P. Stupik, *37-th Annual Thechnical Conference Proceedings*, 47-52 (1994).
- [32] Physical parameters, ed. I.S. Grigorev and E.Z. Meilikhova, Moscow, 1991 (*in russian*)