

# Spectral functions of the Falicov-Kimball model with electronic ferroelectricity

Wei-Guo Yin,<sup>1,\*</sup> W. N. Mei,<sup>1</sup> Chun-Gang Duan,<sup>1</sup> Hai-Qing Lin,<sup>2</sup> and J. R. Hardy<sup>3</sup>

<sup>1</sup>*Department of Physics, University of Nebraska, Omaha, NE 68182*

<sup>2</sup>*Department of Physics, The Chinese University of Hong Kong, Hong Kong, People's Republic of China*

<sup>3</sup>*Department of Physics and Center for Electro-Optics, University of Nebraska, Lincoln, NE 68588*

(Dated: November 2, 2018)

We calculate the angular resolved photoemission spectrum of the Falicov-Kimball model with electronic ferroelectricity where  $d$ - and  $f$ -electrons have different hoppings. In mix-valence regimes, the presence of strong scattering processes between  $d$ - $f$  excitons and a hole, created by emission of an electron, leads to the formation of pseudospin polarons and novel electronic structures with bandwidth scaling with that of  $d$ - $f$  excitons. Especially, in the two-dimensional case, we find that flat regions exist near the bottom of the quasiparticle band in a wide range of the  $d$ - and  $f$ -level energy difference.

PACS numbers: 71.27.+a, 71.28.+d, 77.80.-e

Ferroelectric materials have long been important to physical research and technological application. Besides commonly known displacive and order-disorder mechanisms [1], recently the idea of electronic ferroelectricity (EFE) has been attracting considerable attention. EFE was introduced by Portengen *et al.* [2, 3] in their mean field theory of an extended Falicov-Kimball model (FKM) [4]. The FKM, having a long successful history in dealing with correlated electron systems, was then used to model a system consisting of two bands of different parity, say itinerant  $d$  electrons and localized  $f$  orbitals, in which mix-valence states may occur depending on the  $d$ - $f$  coupling strength. Portengen *et al.* pointed out that inclusion of a  $d$ - $f$  hybridization in the FKM could give rise to a spontaneous electric polarization due to a Bose-Einstein condensation (BEC) of  $d$ - $f$  excitons when the excitation energy goes to zero at the critical value of the  $f$ -level energy [2, 3]. It is expected that such a purely electronic mechanism would provide fascinating physical features which are desirable for many applications; for instance, the static dielectric constant in an electronic ferroelectric could exceed  $10^4$  [3].

However, EFE in the FKM is still controversial after tested by different theoretical treatments of the underlying strongly correlated electron system [5, 6, 7]. Most recently, Batista proposed a new extension of the FKM in which an  $f$ - $f$  hopping was included [8]. Mapping the strong coupling limit of this model into an  $xxz$  pseudospin 1/2 model with a magnetic field along the  $z$ -axis and supported by quantum Monte Carlo calculations performed earlier by Schmid *et al.* [9], he showed that a BEC of  $d$ - $f$  excitons does exist in the phase diagram [8].

The purpose of this Letter is to present a theoretical study of the angular resolved photoemission spectrum of this extended FKM. In the pseudospin picture [8], we study the spectral functions of one hole, created by emission of one electron, in an extended  $t$ - $J$  model with different hoppings for each pseudospin flavor. The problem of single hole motion in a local (pseudo)spin background has

become an essential issue in understanding anomalous physical properties of high temperature superconductors [10, 11, 12] and of colossal magnetoresistance manganites [13, 14]. It has been demonstrated that quantum antiferromagnetic (pseudo)spin fluctuations have strong impact on the low-energy scale physics of these materials. In this Letter, we show that strong scattering processes between the hole and the  $d$ - $f$  excitons take place even in the ferroelectric regime that has a *ferromagnetic* pseudospin configuration, thus give rise to the formation of pseudospin polarons and novel electronic structures.

The extended Falicov-Kimball model for spinless fermions on a hypercubic lattice is [8]:

$$H = \epsilon_d \sum_{\mathbf{i}} n_{\mathbf{i}}^d + \epsilon_f \sum_{\mathbf{i}} n_{\mathbf{i}}^f + t_d \sum_{\langle \mathbf{i}, \mathbf{j} \rangle} d_{\mathbf{i}}^\dagger d_{\mathbf{j}} + t_f \sum_{\langle \mathbf{i}, \mathbf{j} \rangle} f_{\mathbf{i}}^\dagger f_{\mathbf{j}} + U^{fd} \sum_{\mathbf{i}} n_{\mathbf{i}}^d n_{\mathbf{i}}^f, \quad (1)$$

where  $n_{\mathbf{i}}^d = d_{\mathbf{i}}^\dagger d_{\mathbf{i}}$  and  $n_{\mathbf{i}}^f = f_{\mathbf{i}}^\dagger f_{\mathbf{i}}$  are the occupation numbers of  $d$ - and  $f$ -orbitals, respectively. Representing the two orbital flavors by a spin 1/2 variable,  $c_{\mathbf{i}\uparrow} = d_{\mathbf{i}}$  and  $c_{\mathbf{i}\downarrow} = f_{\mathbf{i}}$ , and using the notion of the pseudospin operator  $\tilde{\tau}_{\mathbf{i}} = \sum_{\mu\nu} c_{\mathbf{i}\mu}^\dagger \tilde{\sigma}_{\mu\nu} c_{\mathbf{i}\nu}$  with  $\{\tilde{\sigma}_{\mu\nu}\}$  being the Pauli matrices, one can derive an effective  $t$ - $J$  model,  $H_{\text{eff}} = H_t + H_J$ , in the strong coupling limit of (1) near half-filling [8]:

$$H_J = \sum_{\langle \mathbf{i}, \mathbf{j} \rangle} [J_z \tau_{\mathbf{i}}^z \tau_{\mathbf{j}}^z + J_{\perp} (\tau_{\mathbf{i}}^x \tau_{\mathbf{j}}^x + \tau_{\mathbf{i}}^y \tau_{\mathbf{j}}^y)] + B_z \sum_{\mathbf{i}} \tau_{\mathbf{i}}^z, \\ H_t = \sum_{\langle \mathbf{i}, \mathbf{j} \rangle, \sigma} t_{\sigma} (\tilde{c}_{\mathbf{i}\sigma}^\dagger \tilde{c}_{\mathbf{j}\sigma} + \tilde{c}_{\mathbf{j}\sigma}^\dagger \tilde{c}_{\mathbf{i}\sigma}), \quad (2)$$

where  $\tilde{c}_{\mathbf{i}\sigma} = c_{\mathbf{i}\sigma} (1 - n_{\mathbf{i}\bar{\sigma}})$  is the constrained fermion operator,  $t_{\uparrow} = t_d$ ,  $t_{\downarrow} = t_f$ ,  $J_z = 2(t_{\uparrow}^2 + t_{\downarrow}^2)/U^{fd}$ ,  $J_{\perp} = 4t_{\uparrow} t_{\downarrow}/U^{fd}$ , and  $B_z = \epsilon_d - \epsilon_f$  is the  $d$ - and  $f$ -level energy difference acting as a magnetic field along the  $z$  direction.

At half filling only  $H_J$  contributes to  $H_{\text{eff}}$ . The ground state of  $H_J$  is one of the following phases: full  $d$ -band, full  $f$ -band, staggered orbital ordering, and the BEC of  $d$ - $f$  excitons that is ferroelectric for  $J_{\perp} < 0$  or antiferroelectric for  $J_{\perp} > 0$  [8]. We assume that the BEC of  $d$ - $f$

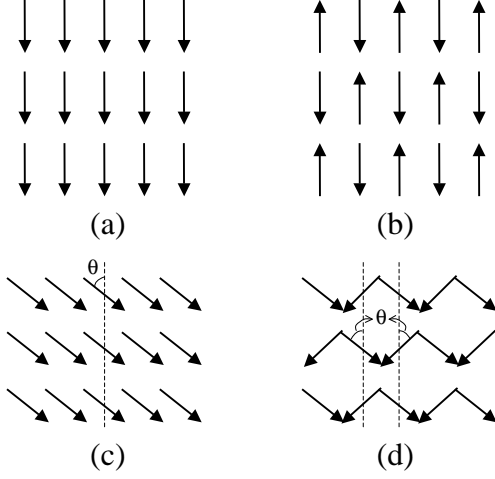


FIG. 1: Schematic pictures of the pseudospin configuration in (a) full  $f$ -band, (b) staggered orbital ordering, (c) ferroelectric canting state, and (d) antiferroelectric canting state.

excitons is single-phased – in the present case, the corresponding pseudospin configuration is a canting state with respect to the  $z$  axis [Fig. 1(c) or 1(d)], where the canting angle  $\theta$  is determined by

$$\cos \theta = \frac{|B_z|}{zS(J_z + |J_\perp|)}, \quad (3)$$

where  $S = 1/2$  is the value of the pseudospins and  $z$  is the coordination number. Indeed, the spin excitation (i.e.,  $d$ - $f$  exciton) in the canting state is a gapless Goldstone mode which corresponds to a uniform precession of the pseudospins around the  $z$  axis. Now we diagonalize  $H_J$  in linear spin wave theory and obtain the following phase diagram as shown in Fig. 2: The borderline between staggered orbital ordering and the BEC of  $d$ - $f$  excitons is  $|B_z| = zS\sqrt{J_z^2 - J_\perp^2}$  and the corresponding phase transition is a first-order transition; the borderline between the BEC of  $d$ - $f$  excitons and full  $d$ - or  $f$ -band is  $|B_z| = zS(J_z + |J_\perp|)$  and the corresponding transition is a second-order transition. In a whole, our results agree with the quantum Monte Carlo studies on finite size systems up to  $96 \times 96$  [9]. Notice that in Fig. 2 the borderline between staggered orbital ordering and the BEC of  $d$ - $f$  excitons obtained from linear spin wave theory (solid line) does not perfectly coincide with that from the Monte Carlo calculations (dashed line). This might result from our single phase approximation, indicating the existence of a phase separation regime between these two lines (shadow area). Nevertheless, the difference is small if the values of  $J_z$  and  $|J_\perp|$  are close to each other, and this is favorable for ferroelectricity to take place [8]. We shall analyze the hole dynamics in each phase in the following.

*Full  $f$ -band* [15]. The pseudospin configuration is a ferromagnetic state with all pseudospins down [Fig 1(a)].

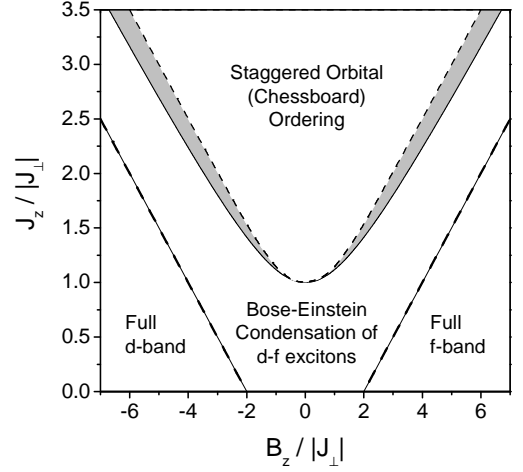


FIG. 2: Two dimensional phase diagram of  $H_J$  obtained from linear spin wave theory (solid lines) and from quantum Monte Carlo calculations [8, 9] (dashed lines). Shadow area denotes possible phase separation.

The pseudospin wave spectrum is  $\omega_{\mathbf{q}}^{full} = B_z - zS(J_z + |J_\perp|\gamma_{\mathbf{q}})$  where  $\gamma_{\mathbf{q}} = \sum_{\delta} e^{i\mathbf{q}\cdot\delta}/z$  and  $\delta$  is a unit vector connecting nearest neighbors. Since the hole motion will not change the pseudospin configuration, the hole can move freely with dispersion  $\varepsilon_{\mathbf{k}}^{full} = -zt_{\perp}\gamma_{\mathbf{k}}$ .

*Ferroelectric phase.* The pseudospin configuration is considered here as a uniform canting state [Fig 1(c)]. The pseudospins are parallel, but they take new equilibrium direction which are tilted by a certain angle  $\theta$  to the  $z$  axis. This new axis of quantization is considered to lie in the  $x$ - $z$  plane as a result of spontaneous symmetry breaking. We perform a uniform rotation of the orbitals about the  $y$  axis by  $\theta$ ,

$$\begin{aligned} \tilde{c}_{i\uparrow} &= \cos \frac{\theta}{2} e_{i\uparrow} - \sin \frac{\theta}{2} e_{i\downarrow}, \quad \tilde{c}_{i\downarrow} = \sin \frac{\theta}{2} e_{i\uparrow} + \cos \frac{\theta}{2} e_{i\downarrow}, \\ \tau_i^x &= S_i^x \cos \theta - S_i^z \sin \theta, \quad \tau_i^z = S_i^z \cos \theta + S_i^x \sin \theta, \end{aligned} \quad (4)$$

to obtain the ferromagnetic configuration  $|\dots S_i^z S_{i+1}^z \dots\rangle = |\dots \downarrow \downarrow \dots\rangle$  as the vacuum state. Then, we employ the slave-fermion formalism to cope with the constraint of no doubly occupancy [11]. Defining holon (spinless fermion) operators  $h_i$  so that  $e_{i\uparrow} = h_i^\dagger a_i$ ,  $e_{i\downarrow} = h_i^\dagger$  where  $a_i = S_i^-$  is the hard-core boson operator, we arrive at an effective pseudospin-polaron Hamiltonian in the momentum space

$$H_t = \sum_{\mathbf{k}} \varepsilon_{\mathbf{k}} h_{\mathbf{k}}^\dagger h_{\mathbf{k}} + \sum_{\mathbf{k}, \mathbf{q}} M_{\mathbf{k}\mathbf{q}} h_{\mathbf{k}}^\dagger h_{\mathbf{k}-\mathbf{q}} \alpha_{\mathbf{q}} + H.c., \quad (5)$$

where  $\alpha_{\mathbf{q}}$ 's are pseudospin wave operators,  $a_{\mathbf{q}} = u_{\mathbf{q}} \alpha_{\mathbf{q}} + v_{\mathbf{q}} \alpha_{-\mathbf{q}}^\dagger$ , with dispersion  $\omega_{\mathbf{q}} = zS(I_{\theta, \mathbf{q}}^2 - C_\theta^2 \gamma_{\mathbf{q}}^2)^{1/2}$ . The transformation coefficients are  $u_{\mathbf{q}} = \{[I_{\theta, \mathbf{q}}(I_{\theta, \mathbf{q}}^2 - C_\theta^2 \gamma_{\mathbf{q}}^2)^{-1/2} + 1]/2\}^{1/2}$  and  $v_{\mathbf{q}} = -\text{sgn}(C_\theta \gamma_{\mathbf{q}})\{[I_{\theta, \mathbf{q}}(I_{\theta, \mathbf{q}}^2 -$

$C_\theta^2 \gamma_{\mathbf{q}}^2)^{-1/2} - 1]/2\}^{1/2}$ . Here the shorthand notations are  $B_\theta = (-|J_\perp| \cos^2 \theta + J_z \sin^2 \theta - |J_\perp|)/2$ ,  $C_\theta = B_\theta + |J_\perp|$ , and  $I_{\theta, \mathbf{q}} = |J_\perp| + B_\theta \gamma_{\mathbf{q}}$ . Hence  $\omega_{\mathbf{q}=0} = 0$ . The bare hole dispersion is  $\varepsilon_{\mathbf{k}} = -z(t_\downarrow \cos^2 \frac{\theta}{2} + t_\uparrow \sin^2 \frac{\theta}{2})\gamma_{\mathbf{k}}$ , and the hole-pseudospin-wave coupling is

$$M_{\mathbf{k}\mathbf{q}} = \sin \theta \frac{t_\uparrow - t_\downarrow}{2} \frac{z}{\sqrt{N}} (\gamma_{\mathbf{k}-\mathbf{q}} u_{\mathbf{q}} + \gamma_{\mathbf{k}} v_{\mathbf{q}}). \quad (6)$$

When both pseudospin flavors have the same hopping integral, i.e.,  $t_\uparrow = t_\downarrow = t$ ,  $H_t$  has the SU(2) symmetry, leading to a vanishing  $M_{\mathbf{k}\mathbf{q}}$  and a free hole propagation with dispersion  $-zt\gamma_{\mathbf{k}}$ . Hence, the fact that  $t_\uparrow \neq t_\downarrow$  accounts for the formation of the pseudospin-polaron even in the presence of a ferromagnetic pseudospin background.

Using the self-consistent Born approximation (SCBA) in which the spectral functions of one hole in a  $t$ - $J$ -like model can be accurately calculated [11, 12, 13, 14], we compute the hole Green's function  $G(\mathbf{k}, \omega) = [\omega - \varepsilon_{\mathbf{k}} - \Sigma(\mathbf{k}, \omega) + i0^+]^{-1}$  self-consistently with the self-energy,

$$\Sigma(\mathbf{k}, \omega) = \sum_{\mathbf{q}} M_{\mathbf{k}\mathbf{q}}^2 G(\mathbf{k} - \mathbf{q}, \omega - \omega_{\mathbf{q}}). \quad (7)$$

Thus, the spectral functions are given by  $A(\mathbf{k}, \omega) = -\text{Im}G(\mathbf{k}, \omega)/\pi$ , and the quasiparticle dispersion is  $E_{\mathbf{k}} \equiv \varepsilon_{\mathbf{k}} + \text{Re}\Sigma(\mathbf{k}, E_{\mathbf{k}})$ .

*Antiferroelectric phase.* This phase [Fig 1(d)] is possible when  $J_\perp > 0$ . We find that linear spin wave theories of the antiferroelectric and ferroelectric canting states are formally connected with a displacement of momentum:  $\mathbf{q} \rightarrow \mathbf{q} - \mathbf{Q}$  where  $\mathbf{Q} = (\pi, \dots, \pi)$ . The effective Hamiltonian for hole hopping is

$$H_t = \sum_{\mathbf{k}} \varepsilon_{\mathbf{k}} h_{\mathbf{k}}^\dagger h_{\mathbf{k}} + \sum_{\mathbf{k}, \mathbf{q}} M_{\mathbf{k}\mathbf{q}} h_{\mathbf{k}}^\dagger h_{\mathbf{k}-\mathbf{q}} \alpha_{\mathbf{q}-\mathbf{Q}} + H.c., \quad (8)$$

where  $\varepsilon_{\mathbf{k}} = -z(t_\downarrow \cos^2 \frac{\theta}{2} - t_\uparrow \sin^2 \frac{\theta}{2})\gamma_{\mathbf{k}}$  and

$$M_{\mathbf{k}\mathbf{q}} = -\sin \theta \frac{t_\uparrow + t_\downarrow}{2} \frac{z}{\sqrt{N}} (\gamma_{\mathbf{k}-\mathbf{q}} u_{\mathbf{q}-\mathbf{Q}} + \gamma_{\mathbf{k}} v_{\mathbf{q}-\mathbf{Q}}). \quad (9)$$

Likewise, we employ (7) to calculate the hole self energy.

*Staggered orbital ordering.* The pseudospin configuration is a  $z$ -directional Néel state [Fig 1(b)]. Considering the Néel state as the vacuum state, we define holon operators  $h_i$  and  $g_i$  so that  $\tilde{c}_{i\downarrow} = h_i^\dagger$ ,  $\tilde{c}_{i\uparrow} = h_i^\dagger a_i$  on the  $\downarrow$  sublattice and  $\tilde{c}_{j\downarrow} = g_j^\dagger b_j$ ,  $\tilde{c}_{j\uparrow} = g_j^\dagger$  on the  $\uparrow$  sublattice. Here  $a_i = \tau_i^-$  on the  $\downarrow$  sublattice and  $b_j = \tau_j^+$  on the  $\uparrow$  sublattice are hard-core boson operators. We arrive at an effective pseudospin-polaron Hamiltonian

$$H_t = \sum_{\mathbf{k}, \mathbf{q}} M_{\mathbf{k}\mathbf{q}} h_{\mathbf{k}}^\dagger g_{\mathbf{k}-\mathbf{q}} \alpha_{\mathbf{q}} + L_{\mathbf{k}\mathbf{q}} g_{\mathbf{k}}^\dagger h_{\mathbf{k}-\mathbf{q}} \beta_{\mathbf{q}} + H.c. \quad (10)$$

where  $\alpha_{\mathbf{q}}$  and  $\beta_{\mathbf{q}}$  are pseudospin wave operators,  $a_{\mathbf{q}} = u_{\mathbf{q}} \alpha_{\mathbf{q}} + v_{\mathbf{q}} \beta_{-\mathbf{q}}^\dagger$  and  $b_{-\mathbf{q}} = u_{\mathbf{q}} \beta_{-\mathbf{q}} + v_{\mathbf{q}} \alpha_{\mathbf{q}}^\dagger$ , with dispersion  $\omega_{\mathbf{q}}^\pm = zS(J_z^2 - J_\perp^2 \gamma_{\mathbf{q}}^2)^{1/2} \pm$

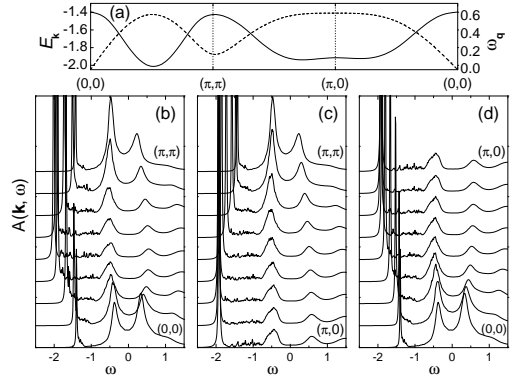


FIG. 3: (a) presents the quasiparticle dispersion  $E_{\mathbf{k}}$  (solid line, left scale), and pseudospin wave dispersion  $\omega_{\mathbf{q}}$  (dashed line, right scale) in the ferroelectric phase with  $B_z = 0.2$ . (b)-(d) shows the hole spectral functions  $A(\mathbf{k}, \omega)$  along (b)  $(0, 0) - (\pi, \pi)$ , (c)  $(\pi, \pi) - (\pi, 0)$  and (d)  $(\pi, 0) - (0, 0)$  directions.

$B_z$ , respectively, and  $u_{\mathbf{q}} = \{[zSJ_z/(\omega_{\mathbf{q}}^+ + \omega_{\mathbf{q}}^-) + 1]/2\}^{1/2}$ ,  $v_{\mathbf{q}} = -\text{sgn}(J_\perp \gamma_{\mathbf{q}}) \{[zSJ_z/(\omega_{\mathbf{q}}^+ + \omega_{\mathbf{q}}^-) - 1]/2\}^{1/2}$ . The hole-pseudospin-wave coupling is  $M_{\mathbf{k}\mathbf{q}} = -z\sqrt{2/N}(t_\uparrow \gamma_{\mathbf{k}-\mathbf{q}} u_{\mathbf{q}} + t_\downarrow \gamma_{\mathbf{k}} v_{\mathbf{q}})$  and  $L_{\mathbf{k}\mathbf{q}} = -z\sqrt{2/N}(t_\downarrow \gamma_{\mathbf{k}-\mathbf{q}} u_{\mathbf{q}} + t_\uparrow \gamma_{\mathbf{k}} v_{\mathbf{q}})$ . The summations over  $\mathbf{k}$  and  $\mathbf{q}$  are restricted inside the reciprocal Brillouin zone of one sublattice. Within the SCBA, we obtain the following self-consistent equations for the two types of hole propagators:  $G_j(\mathbf{k}, \omega) = [\omega - \Sigma_j(\mathbf{k}, \omega) + i0^+]^{-1}$  where  $j = g, h$  with  $\Sigma_h(\mathbf{k}, \omega) = \sum_{\mathbf{q}} M_{\mathbf{k}\mathbf{q}}^2 G_g(\mathbf{k} - \mathbf{q}, \omega - \omega_{\mathbf{q}}^+)$  and  $\Sigma_g(\mathbf{k}, \omega) = \sum_{\mathbf{q}} L_{\mathbf{k}\mathbf{q}}^2 G_h(\mathbf{k} - \mathbf{q}, \omega - \omega_{\mathbf{q}}^-)$ .

To facilitate EFE, the system must be in a mix-valence regime and the two bands involved should have different parity, thus  $t_\uparrow$  and  $t_\downarrow$  have opposite signs, so do  $J_z$  and  $J_\perp$ ; furthermore, it would be more probable if both bands have similar bandwidths [8]. Hence, we adopt the following parameters [16]:  $t_\uparrow = 1$ ,  $t_\downarrow = -0.8$ ,  $U^{fd} = 10$ , hence  $J_z = 2(t_\uparrow^2 + t_\downarrow^2)/U^{fd} = 0.328$  and  $J_\perp = 4t_\uparrow t_\downarrow / U^{fd} = -0.32$ , with  $B_z = \epsilon_d - \epsilon_f$  being a free parameter – in a real material, changing  $B_z$  could be achieved by applying pressure or alloying. Our numerical results are illustrated in the two-dimensional case. In this case, the system transits from staggered orbital ordering to the BEC of  $d$ - $f$  excitons at  $|B_z| = 0.144$  and then to a non-mixed-valence regime at  $|B_z| = 1.296$  as  $B_z$  increases. All numerical calculations were carried out on a  $16 \times 16$  square lattice.

In Figs. 3, 4, and 5, we show the spectral functions and the quasiparticle dispersions in the ferroelectric regime with  $B_z = 0.2, 0.8$ , and  $1.2$ , respectively [17]. First of all, as presented in Figs. 3(a), 4(a), and 5(a), the quasiparticle bandwidth  $W$  and the pseudospin wave bandwidth  $W_{\text{spw}}$  have similar values. Such band narrowing can be understood in the following way: gapless pseudospin excitations are easily stimulated by incoherent hole motion,

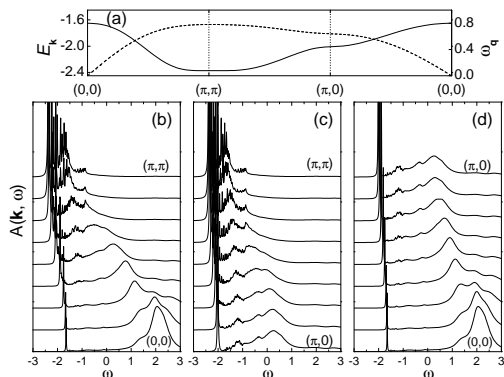


FIG. 4: The same quantities as in Fig. 3 but with  $B_z = 0.8$ .

leading to the formation of the quasiparticle (QP), pseudospin polaron, which is the propagating hole surrounded by a cloud of polarized pseudospin waves. Therefore,  $W$  does not scale with hopping integrals but with  $W_{\text{spw}}$ .

As displayed in Figs. 3(b)-(d), for any  $\mathbf{k}$ , there is a well-defined quasiparticle pole (i.e., zero pseudospin wave) at the low energy side which is well separated from a broad, incoherent, multiple-pseudospin-wave background extending to the full free-electron bandwidth. Fig. 3(a) shows that the bottom and the top of the QP band locate at  $(\pi/2, \pi/2)$  and  $(0, 0)$ , respectively. Furthermore, there is a flat region around  $(\pi, 0)$  at which the QP energy is close to its minimum, leading to a strongly distorted density of states with a massive peak near the bottom of the QP band. These features obtained for single hole motion in the ferromagnetic pseudospin background are quite similar to those in the cuprate  $t$ - $J$  model where the hopping integrals for both spin flavors are the same and the spin background is a Heisenberg antiferromagnet [12]. Note that the pseudospin wave spectrum does not vanish at  $(\pi, \pi)$  while it is gapless at  $(0, 0)$ . Consequently, the QP energy at  $(\pi, \pi)$  is lower than that at  $(0, 0)$ .

Further increasing  $B_z$  will continue lowering the QP energy at  $(\pi, \pi)$ . When  $B_z = 0.8$ ,  $(\pi, \pi)$  becomes the QP band bottom, as shown in Fig. 4(a). While the flat region around  $(\pi, 0)$  is shrinking, a new, surprising flat region appears around  $(\pi, \pi)$ . Therefore, the feature of an extended van Hove singularity near the bottom of the QP band survives up to  $B_z = 0.8$ . In Figs. 4(b)-(d), the spectral functions are still characterized by sharp peaks at the low energy side which is well separated from a broad, incoherent background. However, apart from the QP band bottom, considerable spectral weights move to the incoherent part, indicating that the hole motion is more severely damped by incoherent processes.

When  $B_z$  is increased to 1.2 [Figs. 5(b)-(d)], almost all spectral weights locate in the incoherent part except near the QP band bottom,  $(\pi, \pi)$ . This means that the hole spectral weights  $Z(\mathbf{k}) = [1 - \partial\Sigma(\mathbf{k}, \omega)/\partial\omega]_{\omega=E_{\mathbf{k}}}^{-1}$  are strongly reduced by a cloud of polarized pseudospin

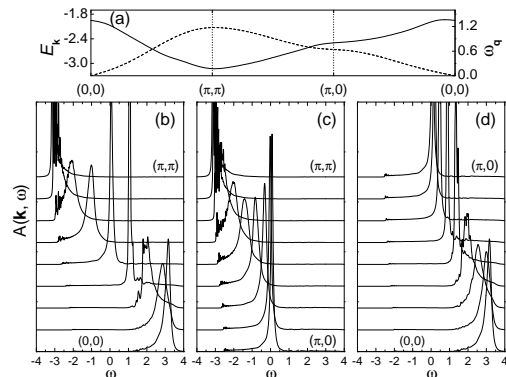


FIG. 5: The same quantities as in Fig. 3 but with  $B_z = 1.2$ .

waves. The shape of the QP dispersion [Fig. 5(a)] becomes similar to that of free hole dispersion  $\propto \gamma_{\mathbf{k}}$ , yet with bandwidth  $W \simeq W_{\text{spw}}$ . As  $B_z$  further increases,  $Z(\mathbf{k})$  at wave vectors not very close to  $(\pi, \pi)$  goes to zero quickly until the pseudospin polaron picture becomes invalid at  $B_z = 1.296$ . Then, the system evolves into full  $f$ -band with free hole motion, implying that  $Z(\mathbf{k}) \equiv 1$ .

To summarize, we present a systematic study on the evolution of the spectral functions of a single hole in the FKM as a function of  $B_z$ , the  $d$ - and  $f$ -level energy difference. We find that strong scattering processes between the hole and  $d$ - $f$  excitons exist in the mix-valence regimes, thus lead to the formation of pseudospin polarons and interesting electronic structures with bandwidth scaling with that of the pseudospin excitation, even for single hole propagation in a ferromagnetic pseudospin background (i.e., the ferroelectric phase) due to the different hopping integrals of the  $d$ - and  $f$ -electrons. Furthermore, flat regions near the bottom of the quasiparticle band are found in a wide range of  $B_z$  in the two-dimensional case. As we know, similar anomalous, yet crucial hole spectral features were found in high temperature superconductors [10, 12], thus we speculate that besides EFE, the extended Falicov-Kimball model could have many novel properties, especially upon hole doping.

This work is supported by the Nebraska Research Initiative, the Nebraska EPSCOR-NSF Grant EPS-9720643, and Department of the Army Grants DAAG 55-98-1-0273 and DAAG 55-99-1-0106. W. N. M. is grateful for the support from the Office of Naval Research.

\* Electronic address: wyin@mail.unomaha.edu

- [1] C. Kittel, *Introduction to Solid State Physics* (John Wiley and Sons, Inc., New York, 1996).
- [2] T. Portengen, T. Östreich, and L. J. Sham, Phys. Rev. Lett. **76**, 3384 (1996).
- [3] T. Portengen, T. Östreich, and L. J. Sham, Phys. Rev. B **54**, 17452 (1996).

- [4] L. M. Falicov and J. C. Kimball, Phys. Rev. Lett. **22**, 997 (1969).
- [5] G. Czycholl, Phys. Rev. B **59**, 2642 (1999).
- [6] P. Farkašovský, Phys. Rev. B **65**, 081102(R) (2002).
- [7] V. Zlatić, Philos. Mag. B **81**, 1443 (2001).
- [8] C. D. Batista, Phys. Rev. Lett. **89**, 166403 (2002).
- [9] G. Schmid, S. Todo, M. Troyer, and A. Dorneich, Phys. Rev. Lett. **88**, 167208 (2002).
- [10] E. Dagotto, A. Nazarenko, and A. Moreo, Phys. Rev. Lett. **74**, 310 (1995).
- [11] S. Schmitt-Rink, C. M. Varma, and A. E. Ruckenstein, Phys. Rev. Lett. **60**, 2793 (1988).
- [12] W.-G. Yin, C. D. Gong, and P. W. Leung, Phys. Rev. Lett. **81**, 2534 (1998).
- [13] W.-G. Yin, H. Q. Lin, and C. D. Gong, Phys. Rev. Lett. **87**, 047204 (2001).
- [14] J. Bala, G. A. Sawatzky, A. M. Oleś, and A. Macridin, Phys. Rev. Lett. **87**, 067204 (2001).
- [15] The phase diagram of  $H_J$  is symmetric under a change of sign of  $B_z$  because  $H_J$  is symmetric under a reflection in the  $xy$  plane.
- [16] These parameters are close to those for cuprates and manganites, see Ref. [12, 13].
- [17] The results in staggered orbital ordering are similar to those in the ferroelectric phase with  $B_z = 0.2$ .