

Double-walled carbon nanotubes as hundred gigahertz oscillators

Zhan-chun Tu^{1,*} and Zhong-can Ou-Yang^{1,2}

¹*Institute of Theoretical Physics, The Chinese Academy of Sciences,*

P.O.Box 2735 Beijing 100080, China

²*Center for Advanced Study, Tsinghua University, Beijing 100084, China*

Abstract

Based on the van der Waals interaction, the periodically nonlinear potential of a single-walled carbon nanotube (SWNT) with finite length in an infinite length SWNT is analytically obtained. It is found that the inner SWNT can oscillate in the outer SWNT with frequency beyond ten Gigahertz, even up to a hundred Gigahertz.

PACS numbers: 61.46.+w, 85.35.Kt

With the discovery of carbon nanotubes (CNT's) in 1991,¹ the construction of nanodevices will be turned into reality.² Drexler foresaw a double-walled carbon nanotube (DWNT) as the most efficient bearing for nanomechanical needs.³ His suggestion was to take two flat sheets of graphite, roll them into two cylinders of slightly different diameter (the diameter difference is about 3.4 Å), and insert the smaller one into the larger one. The outer one forms the sleeve and the inner one forms the shaft. Recently, Cumings and Zettl⁴ reported an important step toward this kind of nanodevice by constructing the bearings out of multi-walled carbon nanotubes (MWNT's) with diameters of a few tens of nanometers. They found that the bearings were the ideal low-friction and low-wear nanodevices. Zheng and Jiang⁵ proved that the devices of Cumings and Zettl led to oscillators of frequency up to 1.39 GHz. Intuition tells us that Drexler's sleeve and shaft should form an oscillator of much higher frequency. Here, we take a single-walled carbon nanotube (SWNT) with infinite length as the sleeve and a finite length SWNT as the shaft. Considering the van der Waals interactions between the carbon atoms in the sleeve and those in the shaft, we analytically obtain the periodically nonlinear potential of the shaft in the sleeve and find that Drexler's sleeve and shaft form an oscillator of frequency beyond ten Gigahertz, even up to a hundred Gigahertz.

A SWNT without two caps can be constructed by wrapping up a single sheet of graphite such that the two equivalent sites of hexagonal lattice coincide.⁶ The chiral vector \mathbf{C}_h , which defines the relative location of the two sites, is specified by a pair of integers⁷ (n, m) which is called the index of SWNT and relates \mathbf{C}_h to the two unit vectors \mathbf{a}_1 and \mathbf{a}_2 of graphite ($\mathbf{C}_h = n\mathbf{a}_1 + m\mathbf{a}_2$). The translational vector \mathbf{T} corresponds to the first lattice point of 2D graphitic sheet through which the line normal to the chiral vector \mathbf{C}_h passes. The unit cell of the SWNT is the rectangle defined by the vectors \mathbf{C}_h and \mathbf{T} , while the vectors \mathbf{a}_1 and \mathbf{a}_2 define the area of the unit cell of 2D graphite. The number of hexagons per unit cell of SWNT N is obtained as a function of n and m as $N = 2(n^2 + m^2 + nm)/d_R$, where d_R is the greatest common divisor of $(2m + n)$ and $(2n + m)$. There are $2N$ carbon atoms in each unit cell of SWNT because every hexagon contains two atoms. The symmetry vector \mathbf{R} is used for generating the coordinates of carbon atoms in the nanotube and is defined as the site vector having the smallest component in the direction of \mathbf{C}_h . From a geometric standpoint, the vector \mathbf{R} consists of a rotation around the nanotube axis by an angle $\psi = 2\pi/N$ combined with a translation τ in the direction of \mathbf{T} ; therefore, \mathbf{R} can be denoted by $\mathbf{R} = (\psi|\tau)$. Using

the symmetry vector \mathbf{R} , we can divide $2N$ carbon atoms in the unit cell of the SWNT into two classes:⁸ one includes N atoms whose site vectors satisfy

$$\mathbf{A}_l = l\mathbf{R} - [l\mathbf{R} \cdot \mathbf{T}/\mathbf{T}^2]\mathbf{T} \quad (l = 0, 1, 2, \dots, N - 1), \quad (1)$$

another includes the remain N atoms whose site vectors satisfy

$$\begin{aligned} \mathbf{B}_l &= l\mathbf{R} + \mathbf{B}_0 - [(l\mathbf{R} + \mathbf{B}_0) \cdot \mathbf{T}/\mathbf{T}^2]\mathbf{T} \\ &- [(l\mathbf{R} + \mathbf{B}_0) \cdot \mathbf{C}_h/\mathbf{C}_h^2]\mathbf{C}_h \quad (l = 0, 1, 2, \dots, N - 1), \end{aligned} \quad (2)$$

where \mathbf{B}_0 represents the nearest neighbor atom to \mathbf{A}_0 in the unit cell. In and only in above two equations, $[\cdot \cdot \cdot]$ denotes the Gaussian function, e.g. $[5.3] = 5$.

We construct Drexler's sleeve and shaft as FIG. 1. The sleeve is the (10, 10) SWNT with infinite length and the shaft the (5, 5) tube with finite length (e.g. $10T$, where $T = |\mathbf{T}|$). The z -axis is the common axis of (5, 5) and (10, 10) tubes, and the x -axis passes through an atom on the (10, 10) tube. P is the same type atom on the (5, 5) tube as which the x -axis passes through on the (10, 10) tube. The van der Waals interaction between atoms in the sleeve and the shaft is taken as Lennard-Jones potential:

$$U(R) = 4\epsilon[(\sigma/R)^{12} - (\sigma/R)^6], \quad (3)$$

where R is the distance between atoms in the sleeve and the shaft, $\epsilon = 2.964$ meV and $\sigma = 3.4$ Å.⁹

To obtain the potential of the shaft in the sleeve, we firstly consider a simplified system shown in FIG. 2: Many atoms distributing regularly in a line form an infinite atom chain and an atom Q is out of the chain. The interval between the neighbor atoms in the chain is T , and the site of atom Q relative to atom 0 can be represented by numbers c_1 and c_2 . If taking the Lennard-Jones potential between atom Q and atoms in the chain, we can calculate the potential between atom Q and the chain as

$$U_{QC} = 4\epsilon[\sigma^{12}S_6(c_1, c_2) - \sigma^6S_3(c_1, c_2)], \quad (4)$$

where $S_k(c_1, c_2) = \sum_{n=-\infty}^{\infty} \frac{1}{[(c_1+nT)^2+c_2^2]^k}$ ($k = 1, 2, \dots$) which can be calculated through the following recursion:¹⁰

$$\begin{cases} S_1(c_1, c_2) = \frac{\pi \sinh(2\pi c_2/T)}{c_2 T [\cosh(2\pi c_2/T) - \cos(2\pi c_1/T)]} \\ S_{k+1}(c_1, c_2) = -1/(2k c_2) \partial S_k / \partial c_2 \end{cases} . \quad (5)$$

The sleeve, (10, 10) tube with infinite length can be regarded as $2No = 40$ chains, so the potential of any point Q in the sleeve can be calculated as $U = \sum_{i=1}^{2No} U_{QC}$. If we denote the coordinate of atom P in FIG. 1 as $(r \cos \varphi, r \sin \varphi, z)$ where $r = 3.39 \text{ \AA}$ for (5, 5) tube, the coordinates of all atoms on the shaft can be calculated from Eqs. (1) and (2), and their potentials in the sleeve can be obtained. Summing them, we get the total potential $U_t(\varphi, z)$ of the shaft in the sleeve which shown in the FIG. 3 and satisfies $U_t(\varphi + 2\pi/No, z + T/2) = U_t(\varphi, z)$. Here we regard the sleeve and the shaft as rigid bodies and the sleeve is fixed. The equilibrium coordinates of the shaft is calculated as $(\varphi^*, z^*) = (\pi/60, T/4)$ in the range of $0 \leq \varphi < 2\pi/No$ and $0 \leq z < T/2$. Moreover, from FIG. 3 we find the shaft just translates along or rotates around the tube axis if it depart $\delta z = z - z^*$ or $\delta \varphi = \varphi - \varphi^*$ from the equilibrium point (φ^*, z^*) , and it can be regarded as the translational or rotational oscillator respectively.

We plot potentials of the shaft in the sleeve after the departure in FIG. 4 and FIG. 5, where $U_z = U_t(\varphi^*, z)$ and $U_\varphi = U_t(\varphi, z^*)$. From U_z and U_φ we can easily obtain the frequency of the translational oscillator

$$f_z = 1/\{4 \int_{z^*}^{z^*+\delta z} \sqrt{\frac{m}{2[U_z(z^* + \delta z) - U_z(\xi)]}} d\xi\}, \quad (6)$$

as well as the frequency of the rotational oscillator

$$f_\varphi = 1/\{4 \int_{\varphi^*}^{\varphi^*+\delta\varphi} \sqrt{\frac{mr^2}{2[U_\varphi(\varphi^* + \delta\varphi) - U_\varphi(\xi)]}} d\xi\}, \quad (7)$$

where m is the mass of the shaft, $0 \leq \delta\varphi < \pi/No$ and $0 \leq \delta z < T/4$. The function curves $f_z \sim \delta z$ and $f_\varphi \sim \delta\varphi$ are shown in FIG. 6 and FIG. 7, which indicates the oscillator frequencies beyond ten Gigahertz, even up to a hundred Gigahertz. There are two main reasons to explain that frequencies we predicted are much higher than that predicted by Zheng and Jiang:⁵ (1) We consider the DWNT with the outer tube being infinite length, but Zheng and Jiang consider the finite length MWNT with many layers. (2) Zheng and Jiang use the linear potential between the core and the outer MWNT's, but our calculation gives the periodically nonlinear potential between the inner and the outer SWNT's. Fortunately, we find the latest paper of Legoas *et al.*¹¹ when we finish this paper. In the abstract of their paper, Legoas *et al.* alleged their observation of frequencies as large as 38 GHz through the molecular-dynamics simulations, which agrees with our results. But in the body of their paper, they might forget to mention this matter.

In summary, considering the van der Waals interactions between the carbon atoms in the sleeve and those in the shaft, we analytically obtain the periodically nonlinear potential of the shaft in the sleeve and find that Drexler's sleeve and shaft form an oscillator of frequency beyond ten Gigahertz, even up to a hundred Gigahertz. In above discussion, we do not consider the friction because it is much smaller than the van der Waals force.⁴ But we think it is worth studying the following questions: What is the essence of the friction in the mesoscopic systems? What is its dissipative mechanism? Is there any relation between it and the van der Waals force? Why is it so small? Moreover, the procedure to analytically obtain the periodically nonlinear potential will be useful to seek the behavior of gas or water molecules^{12,13,14,15,16,17} in the SWNT.

The authors acknowledge Miss R. An's help in mathematics.

* Email address: tzc@itp.ac.cn

- ¹ S. Iijima, *Nature (London)* **354**, 56 (1991).
- ² L. Forró, *Science* **289**, 560 (2000).
- ³ K. E. Drexler, *Nanosystems: Molecular Machinery, Manufacturing and Computation* (Wiley, New York, 1992), p. 297.
- ⁴ J. Cumings and A. Zettl, *Science* **289**, 602 (2000).
- ⁵ Q. S. Zheng and Q. Jiang, *Phys. Rev. Lett.* **88**, 45503 (2002).
- ⁶ R. Saito, M. S. Dresselhaus, and G. Dresselhaus, *Physical Properties of Carbon Nanotubes* (Imperial College Press, 1998).
- ⁷ C. T. White, D. H. Robertson, and J. W. Mintmire, *Phys. Rev.* **B47**, 5485 (1993).
- ⁸ Z. C. Tu and Z. C. OU-Yang, cond-mat/0205544.
- ⁹ J. P. Lu, X. P. Li, and R. M. Martin, *Phys. Rev. Lett.* **68**, 1551 (1992).
- ¹⁰ R. An (private communication); H. H. Peng and X. S. Xu, *The Fundamentals of Theoretical Physics* (Peking University Press, Beijing, 1998).
- ¹¹ S. B. Legoas, V. R. Coluci, S. F. Braga, P. Z. Coura, S.O. Dantas, and D. S. Galvão, *Phys. Rev. Lett.* **90**, 55504 (2003).
- ¹² C. Liu, Y. Y. Fan, M. Liu, H. T. Cong, H. M. Cheng, and M. S. Dresselhaus, *Science* **286**, 1127.
- ¹³ M. C. Gordillo, J. Boronat, and J. Casulleras, *Phys. Rev. Lett.* **85**, 2348 (2000).

- ¹⁴ M. M. Calbi, M. W. Cole, S. M. Gatica, M. J. Bojan, and G. Stan, *Rev. Mod. Phys.* **73**, 857 (2001).
- ¹⁵ J. Zhao, A. Buldum, J. Han, and J. P. Lu, *Nanotechnology* **13**, 195 (2002).
- ¹⁶ K. Koga, G. T. Gao, H. Tanaka, and X. C. Zeng, *Nature (London)* **412**, 802 (2001).
- ¹⁷ M. S. Sansom and P. C. Biggin, *Nature (London)* **414**, 156 (2001); H. Hummer, J. C. Rasaiah, and J. P. Noworyta, *Nature (London)* **414**, 188 (2001).

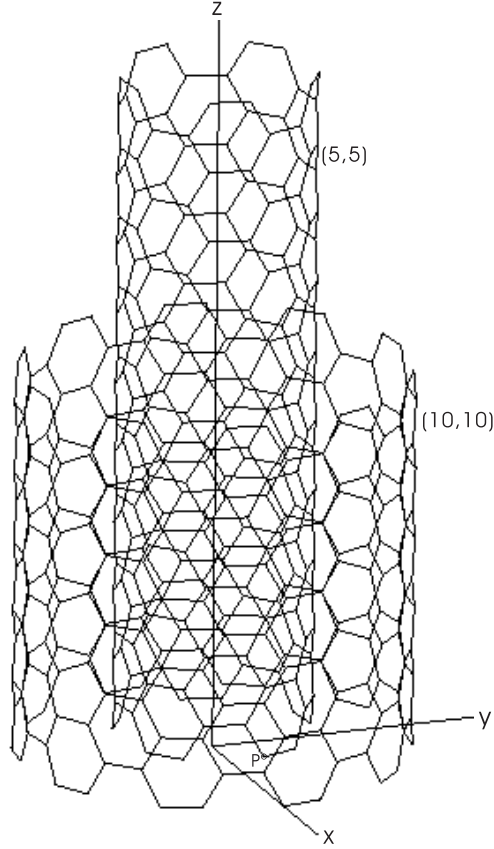


FIG. 1: Drexler's sleeve and shaft. The sleeve is the (10,10) SWNT with infinite length and the shaft the (5,5) tube with finite length. The z -axis is the common axis of the (5,5) and (10,10) tubes, and the x -axis passes through an atom on the (10,10) tube. P is the same type atom on the (5,5) tube as which the x -axis passes through on the (10,10) tube.

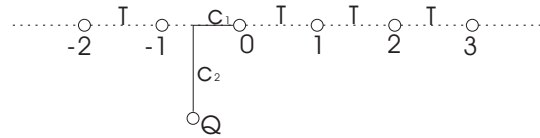


FIG. 2: An infinite atom chain and an atom Q out of the chain. Many atoms distributing regularly in a line form the infinite atom chain. The interval between the neighbor atoms in the chain is T , and the site of atom Q relative to atom 0 can be represented by numbers c_1 and c_2 .

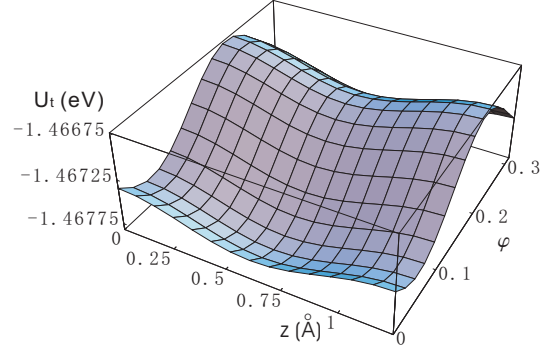


FIG. 3: The potential of the shaft in the sleeve. The potential depends the relative position between the shaft and sleeve. z and φ are the coordinate parameters of atom P.

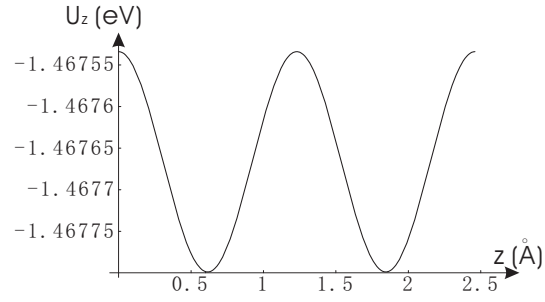


FIG. 4: The potential of the shaft in the sleeve after the departure $\delta z = z - z^*$.

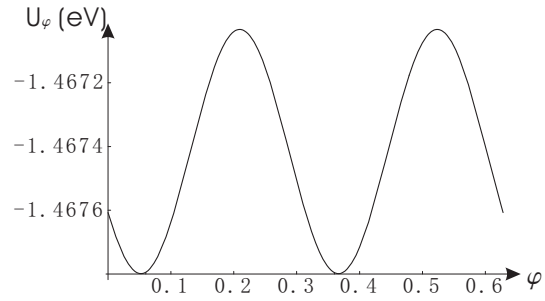


FIG. 5: The potential of the shaft in the sleeve after the departure $\delta\varphi = \varphi - \varphi^*$.

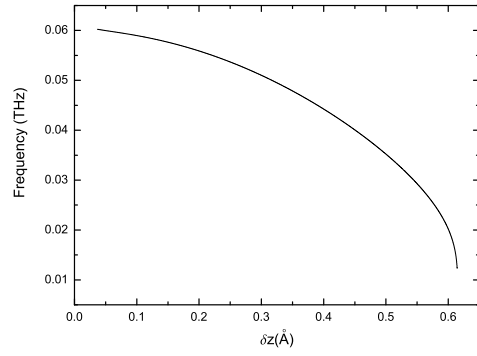


FIG. 6: The relation between the frequency of the translational oscillator and the initial departure along the tube axis from the equilibrium point.

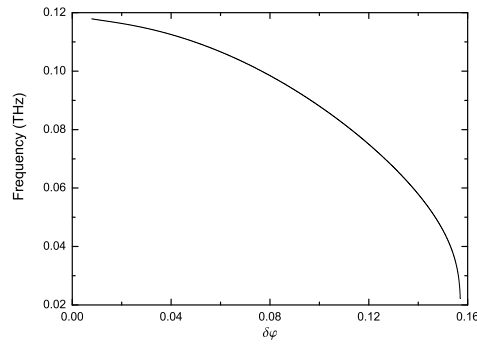


FIG. 7: The relation between the frequency of the rotational oscillator and the initial departure around the tube axis from the equilibrium point.