

Location of crossings in the Floquet spectrum of a driven two-level system.

C.E. Creffield

*Instituto de Ciencia de Materiales (CSIC), Cantoblanco, E-28049, Madrid, Spain**

(Dated: May 21, 2019)

Calculation of the Floquet quasi-energies of a system driven by a time-periodic field is an efficient way to understand its dynamics. In particular, the phenomenon of dynamical localization can be related to the presence of close approaches between quasi-energies (either crossings or avoided crossings). We consider here a driven two-level system, and study how the locations of crossings in the quasi-energy spectrum alter as the field parameters are changed. A perturbational scheme provides a direct connection between the form of the driving field and the quasi-energies which is exact in the limit of high frequencies. We firstly obtain relations for the quasi-energies for some common types of applied field in the high-frequency limit. We then show how the locations of the crossings drift as the frequency is reduced, and find a simple empirical formula which describes this drift extremely well in general, and appears to be *exact* for the specific case of square-wave driving.

I. INTRODUCTION

The two-level system is a simple model which has been applied to a great variety of physical problems. One application of growing importance is that of quantum computing¹, since any quantum two-level system has the potential to act as a quantum bit. For this reason the coherent control of quantum states in these systems has recently become the focus of intense investigation^{2,3}. A concrete example of such a two-level system is provided by a particle tunneling between two potential wells, which can be experimentally realized by confining an electron to a pair of coupled quantum dots⁴. One method of controlling such a system, without destroying its coherence, is to apply oscillatory electric fields⁵. Such fields are able to produce the phenomenon known as *coherent destruction of tunneling* (CDT), in which the tunneling of the particle is suppressed when the parameters of the field are tuned to various “magic” values. As the applied field is time-periodic, Floquet analysis⁶ has been applied to explain this non-intuitive result, and it has been shown^{7,8} that CDT is closely related to the presence of crossings or avoided crossings in the spectrum of Floquet quasi-energies.

The driving field most frequently considered is of sinusoidal form, and studies using CDT as a means of quantum-control have generally concentrated on varying either the envelope⁹ or frequency¹⁰ of a sinusoidal signal. In this work, however, we instead consider the effect of altering the signal’s *waveform*. By using a perturbational method we first show how the waveform can be directly related to the quasi-energy spectrum, and give analytic results for sinusoidal, square-wave and triangular waveforms. These results are precise in the limit of high frequency. As the frequency is reduced, however, the locations of the crossings drift away from these values. This effect is extremely difficult to treat analytically, and theoretical efforts to study this regime¹¹ produce complicated results which are difficult to interpret. Empirically, however, we find a simple formula which describes the drifting with good accuracy for many waveforms, and appears to be *exact* for the case of the square-wave. We thus provide a means for predicting the locations of quasi-energy crossings for a given driving field in both high and low frequency regimes.

II. METHOD

A. Model Hamiltonian

We consider a charged particle confined to a double quantum-dot system, described by the Hamiltonian:

$$H = \tilde{t}(c_L^\dagger c_R + h.c.) + (E_L(t)n_L + E_R(t)n_R) \quad (1)$$

where the subscript L/R denotes the left/right quantum dot, c_j^\dagger and c_j are creation and annihilation operators for a particle in dot j , and $n_j = c_j^\dagger c_j$ is the usual number operator. The tunneling between the two dots is described by the hopping parameter \tilde{t} , and $E_j(t)$ is the electrical potential of the external driving field. Clearly only the potential difference between the two dots is physically of importance, and so we can use the symmetric parameterization:

$$E_L = \frac{E}{2}f(t), \quad E_R = -\frac{E}{2}f(t) \quad (2)$$

where E is the potential of the driving field and $f(t)$ is a T -periodic function describing its waveform. The Hamiltonian (1) has been written using a basis of *localized* states, but it may be easily transformed to the standard two-level form via a $SU(2)$ rotation, yielding the result:

$$H = \frac{\Delta}{2}\sigma_z + \frac{E}{2}f(t)\sigma_x, \quad (3)$$

where σ_i are the standard Pauli matrices. In this representation the basis states used are *extended* states, formed by symmetric and anti-symmetric combinations of the localized states. In the absence of a driving field ($E = 0$) it is clear that the two eigenstates of this Hamiltonian consist of a symmetric ground state, and an excited anti-symmetric state. The splitting between these two levels is given by Δ , which is related to the inter-dot tunneling via $\Delta = 2\tilde{t}$.

B. Floquet theory

As the function $f(t)$ is periodic in time, the Floquet theorem may be used to write solutions of the time-dependent

Schrödinger equation as $\psi(t) = \exp[-i\epsilon_j t]\phi_j(t)$, where $\phi_j(t)$ is a function with the same periodicity as $f(t)$ and is called a Floquet state, and ϵ_j is termed the quasi-energy. Although the Floquet states have an explicit time-dependence, their periodicity means that the dynamics of the system on time-scales much larger than the period of the driving field is effectively given *only* by the quasi-energies. In particular, if the two quasi-energies approach degeneracy, the dynamics of the system on this time-scale will appear to be frozen, producing the effect of CDT. Consequently, determining the quasi-energies provides a simple and direct way of studying the long time-scale behavior of the system, and indicates whether CDT can occur¹². In this work we restrict our attention to driving functions which possess the symmetry $f(t) = -f(t + T/2)$. Imposing this restriction means that the Hamiltonian (1) is invariant under the generalized parity operation $x \rightarrow -x, t \rightarrow t + T/2$, and as a consequence the two Floquet states will also possess this symmetry, one being even and the other being odd. The von Neumann-Wigner theorem¹³ thus allows the two quasi-energies to cross as an external parameter, such as the field strength, is varied. Breaking this symmetry by choosing an alternative form for the driving field would mean that the quasi-energies would be forbidden to cross, and thus close approaches between the quasi-energies could only consist of avoided crossings.

The Floquet states and their quasi-energies may be conveniently obtained from the eigenvalue equation:

$$\left[H(t) - i\frac{\partial}{\partial t} \right] \phi_j(t) = \epsilon_j \phi_j(t). \quad (4)$$

To obtain approximate solutions to this equation we follow a perturbation scheme introduced originally by Holthaus¹⁴ to treat both the two-level system and driven superlattices, and which was generalized recently to also include the effects of inter-particle interactions¹⁵. In this approach the Hamiltonian (1) is divided into two parts: H_t which contains the tunneling terms, and H_l which holds the electric field terms. We then find the eigensystem of the operator $\mathcal{H}_l(t) = H_l - i\partial/\partial t$ by working in an *extended* Hilbert space of time-periodic functions¹⁶, and apply the tunneling Hamiltonian as a perturbation. A consequence of dividing the Hamiltonian in this way is that the perturbation theory works well in the high-frequency limit $\omega \gg \tilde{t}$, but breaks down in the opposite limit when the tunneling provides the dominant energy-scale of the problem.

For the Hamiltonian given in Eq.1, the problem of finding the eigensystem of $\mathcal{H}_l(t)$ simply requires the solution of two uncoupled differential equations:

$$\left(-\frac{E}{2}f(t) - i\frac{d}{dt} \right) \phi_+(t) = \epsilon_+ \phi_+(t), \quad (5)$$

$$\left(\frac{E}{2}f(t) - i\frac{d}{dt} \right) \phi_-(t) = \epsilon_- \phi_-(t). \quad (6)$$

These can be integrated immediately, giving the solutions:

$$\phi_{\pm}(t) = \exp[\pm iEF(t)/2] \exp[i\epsilon_{\pm}t], \quad (7)$$

$$\text{where } F(t) = \int_0^t f(t')dt'. \quad (8)$$

The periodicity of the Floquet states clearly requires that $\epsilon_{\pm} = 0 \bmod \omega$. Without loss of generality we can restrict them to lie in the “first Brillouin zone” ($-\omega/2 \leq \epsilon < \omega/2$), and thus to lowest order in the perturbation theory the two quasi-energies are degenerate and zero. Standard degenerate perturbation theory can now be used to evaluate the first-order correction to the quasi-energies, requiring only that we work in the extended Hilbert space of T -periodic functions by defining an appropriate scalar product:

$$\langle\langle \phi_m | \phi_n \rangle\rangle_T = \frac{1}{T} \int_0^T \langle \phi_m(t') | \phi_n(t') \rangle dt' \quad (9)$$

where $\langle \cdot | \cdot \rangle$ is the usual scalar product for the spatial component of the wavefunctions, and $\langle \cdot \rangle_T$ denotes the integration over the compact time coordinate.

As the tunneling component of the Hamiltonian H_t is acting as the perturbation, the first-order approximation to the quasi-energies is given by the eigenvalues of the perturbing matrix:

$$\langle\langle H_t \rangle\rangle_T = \begin{pmatrix} 0 & \tilde{t} \langle \phi_-^2 \rangle_T \\ \tilde{t} \langle \phi_+^2 \rangle_T & 0 \end{pmatrix} \quad (10)$$

Comparing this expression with the original tunneling Hamiltonian (1) reveals that the action of the applied field is to renormalize the tunneling terms by the factors $\langle \phi_{\pm}^2 \rangle_T$. As ϕ_+ is the complex conjugate of ϕ_- , the quasi-energies take the simple form:

$$\epsilon_{\pm} = \pm \frac{\Delta}{2} |\langle \phi_{\pm}^2 \rangle_T|, \quad (11)$$

where

$$\langle \phi_{\pm}^2 \rangle_T = \frac{1}{T} \int_0^T \exp[iEF(t)] dt \quad (12)$$

and $F(t)$ is defined in Eq.8. Clearly the quasi-energies can only become degenerate when they are both equal to zero, and we can note from Eq.10 that this corresponds, as expected, to the destruction of the effective tunneling.

III. RESULTS

To obtain the Floquet quasi-energies for comparison with the prediction of Eq.12, the numerical technique described in Ref.¹⁵ was used. This involves evaluating the unitary evolution operator for one period of the field $U(T, 0)$ and obtaining its eigenvalues, which are related to the quasi-energies via $\lambda_j = \exp[-i\epsilon_j T]$. Using this method to obtain the quasi-energies, a standard bisection algorithm could then be used to find the location of the quasi-energy crossings to a high degree of accuracy.

The dynamical behavior of the system was also examined directly by integrating it over long time-periods, with the particle initially located in the left quantum dot. To quantify to what extent the tunneling between the left and right quantum dots was destroyed, the probability that the particle was in the left quantum dot ($P_L(t)$) was measured throughout the time

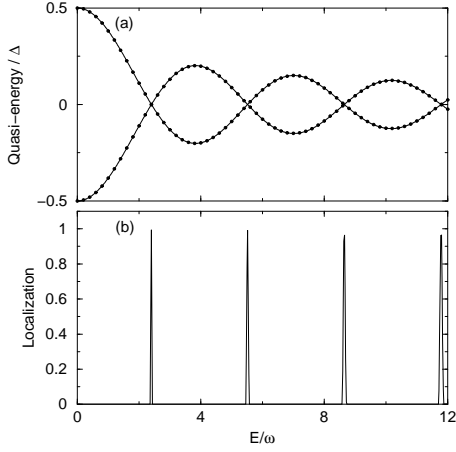


FIG. 1: (a) Quasi-energies for a sinusoidal driving field, of frequency $\omega = 8$. Circles indicate exact results, lines the perturbative result $\pm(\Delta/2)J_0(E/\omega)$. (b) Localization in the driven system. Spikes in the localization are centered on crossings of the quasi-energies.

evolution. We denote the minimum value of P_L attained during this period to be the “localization”, and thus high values of localization correspond to the presence of CDT, while low values reveal that the particle is able to tunnel from one side to the other, and is therefore delocalized.

A. Sinusoidal driving

We begin with the most familiar case, when the driving field has the form $f(t) = \cos \omega t$. The procedure outlined in Section II B can be followed straightforwardly, leading to the result that:

$$\langle \phi_+^2 \rangle_T = \frac{1}{T} \int_0^T \exp[iE \sin(\omega t)/\omega] dt. \quad (13)$$

By making use of the standard identity:

$$\exp[iE \sin(\omega t)/\omega] = \sum_{m=-\infty}^{\infty} J_m(E/\omega) \exp[im\omega t] \quad (14)$$

In Fig.4 the localization is plotted as ω is reduced from a high value towards zero, with E set to hold the ratio E/ω on a crossing-manifold. For each point the system was evolved over 200 periods of the driving field to study how effectively the field could maintain a localized state. For the high-frequency regime, $\omega \geq \Delta$, the localization is excellent at all the crossings, with less than 0.1 of the particle density leaking across to the right-side dot during the time-evolution. As can be expected, the high-order crossings, which occur at higher values of E , can maintain better levels of localization than the low-order crossings. This difference becomes more pro-

nounced as the frequency is reduced, and although the localization in all cases decays smoothly to zero, the localization at the higher-order crossings decays much more slowly. For frequencies as low as $\omega = 0.4\Delta$, however, the inhibiting effect of CDT is still evident for all the crossings, indicating that even low-frequency fields may serve a useful role in stabilizing electron-leakage from quantum dot devices.

To investigate how the crossings move away from these points as the driving frequency is reduced, their locations are shown as a function of $1/\omega$ in Fig.2a. In accordance with the von Neumann-Wigner theorem^{8,13} we can readily see that the set of crossings form one-dimensional manifolds. As ω tends to infinity the crossings occur at the roots of J_0 , as predicted by the perturbation theory, and this remains a good approximation for frequencies as low as $\omega = \Delta$. Below this value, however, the crossings smoothly drift away from these locations, and evolve towards the points $\Delta/\omega = 2n$ (where n is a positive integer), as was seen earlier in Ref.⁸. This limiting behavior in the low-frequency regime was also predicted in Ref.¹⁷, where a similar pattern of crossing-drift was observed in an investigation of a related model. The form of Fig.2a immediately suggests fitting the manifolds of crossings with quadrants of ellipses:

$$\left(\frac{E/\omega}{y_n}\right)^2 + \left(\frac{\Delta/\omega}{2n}\right)^2 = 1, \quad (15)$$

where y_n is the n -th root of $J_0(y)$. It can be seen in Fig.3 that this simple parameterization fits the results extremely well for the first crossing-manifold, and that the difference between the exact location of the crossing and the fitting function never exceeds a value of 0.02. The degree of deviation becomes larger as the order of the crossing increases, but nonetheless is only visible in Fig.2a for the fourth and fifth crossing-manifolds.

nounced as the frequency is reduced, and although the localization in all cases decays smoothly to zero, the localization at the higher-order crossings decays much more slowly. For frequencies as low as $\omega = 0.4\Delta$, however, the inhibiting effect of CDT is still evident for all the crossings, indicating that even low-frequency fields may serve a useful role in stabilizing electron-leakage from quantum dot devices.

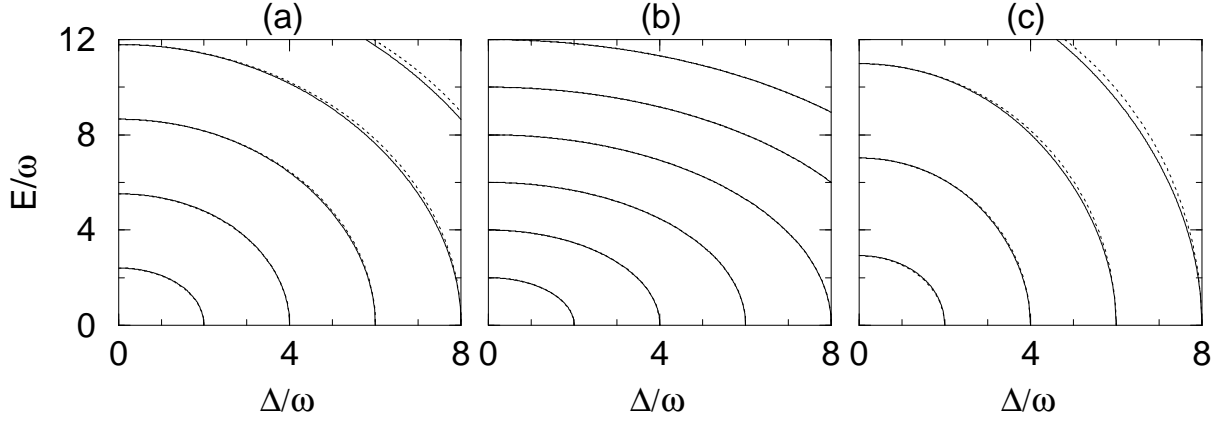


FIG. 2: Location of crossings of quasi-energies, in each case the crossings fall on one-dimensional manifolds. (a) sinusoidal driving; (b) square-wave driving; (c) triangular driving. Dotted lines indicate the empirical fitting function Eq.15.

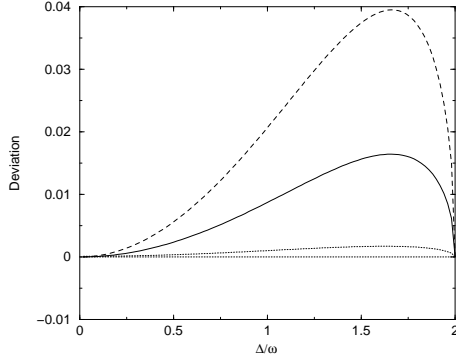


FIG. 3: Deviation of the first crossing-manifold from the empirical fitting function. Solid line indicates sinusoidal driving; dotted line = square-wave driving; dashed line = triangular driving. For the square-wave deviations are smaller than 10^{-7} . The thick dotted-line gives the deviation for the Fourier expansion of the square-wave, truncated at two terms.

B. Square-wave driving

Square-wave driving has been considered to a lesser extent than the sinusoidal case, although it is also an easily realizable waveform in experiment. Ref.¹⁸ investigated the case of a superlattice driven by a square-wave field, and found that for suitable choices of parameters CDT would indeed occur, while sinusoidal driving of this system could only produce partial CDT¹⁹. Recently in Ref.²⁰ it has been shown that in a superlattice CDT can only be produced if the crossings of the quasi-energies are *equally* spaced, which clearly does not occur for sinusoidal driving. For this reason it is of interest to derive the behavior of the quasi-energies for square-wave driving to see explicitly how this condition is fulfilled.

We consider the square-wave driving field, $f(t) = \Theta(t) - 2\Theta(t - T/2)$, defined over the interval $0 \leq t < T$. The integrations required to obtain the quasi-energies may again be done

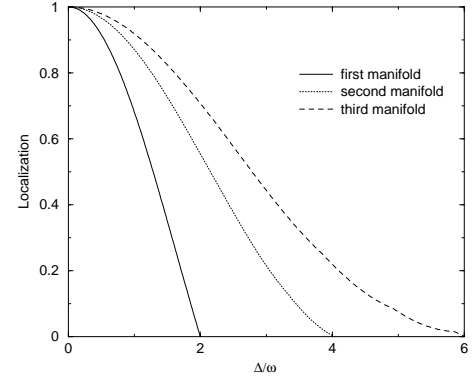


FIG. 4: Localization produced by a sinusoidal field, for (E, ω) coordinates lying on the first three crossing-manifolds.

straightforwardly, giving the result that:

$$\epsilon_{\pm} = \pm \frac{\Delta}{2} \frac{\sin(\pi E/2\omega)}{\pi E/2\omega}. \quad (16)$$

From this it is immediately clear that the crossings are equally spaced as required, being given by the condition $E/\omega = 2n$ where n is a positive integer. In Fig.5a the quasi-energies obtained for a frequency of $\omega = 8$ are shown in comparison with the above result, and it can be clearly seen that the agreement is excellent. Below this figure is plotted the localization produced by the field, and as for the case of sinusoidal driving, the crossings of the quasi-energies correspond to sharp spikes in the localization, verifying that CDT is indeed occurring.

In Fig.2b the drifting of the crossings as the frequency is reduced is shown. The behavior is strikingly similar to that observed for sinusoidal driving, and accordingly we use the same functional form (15) to fit the crossing-manifolds, with the y-intersections now given by $y_n = 2n$. The fit is so good that on this plot no differences can be seen between the exact results and the fits. This is corroborated by Fig.3, where the deviation from the exact result for the lowest manifold can be

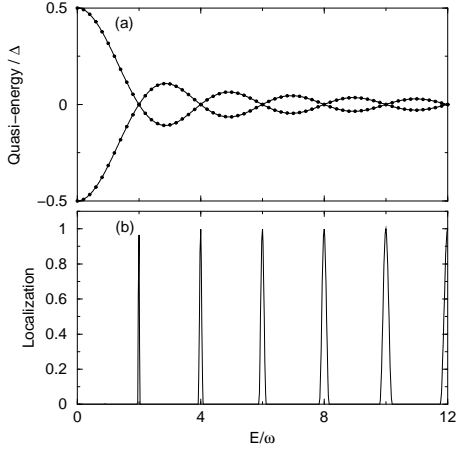


FIG. 5: (a) Quasi-energies for a square-wave driving field, of frequency $\omega = 8$. Circles indicate exact results, lines the perturbative result Eq.16. (b) Localization produced by the driving field.

seen to be negligible in comparison with the sinusoidal case, and within the accuracy of the numerical procedures the fit is *identical* with the exact result. We therefore conjecture that this fitting is, in fact, exact for the case of square-wave driving. We also show on this plot the result obtained for a bandwidth-limited square-wave, obtained by truncating its Fourier expansion at two terms. We see that the addition of just the second term to the sinusoidal driving already reduces the deviation of the fit from the exact result considerably. Truncating the series at higher points produces steady improvements in the fit, strongly supporting the conjecture that the fit is exact when all terms are included.

C. Triangular driving

We now consider another easily obtainable form of driving, the triangular waveform:

$$f(t) = \begin{cases} 1 - 4t/T & \text{for } 0 \leq t \leq T/2 \\ -3 + 4t/T & T/2 < t \leq T. \end{cases} \quad (17)$$

For this case a closed form solution can again be obtained for the behavior of the quasi-energies, involving the Fresnel sine and cosine functions, $S(x)$ and $C(x)$. The full expression for the quasi-energies is given by:

$$\epsilon_{\pm} = \frac{\Delta}{\sqrt{2}x} \left[\cos(x\pi/4)C(\sqrt{x/2}) + \sin(x\pi/4)S(\sqrt{x/2}) \right] \quad (18)$$

where $x = E/\omega$. In Fig.6 it can be seen that this function is indeed an excellent approximation to the true quasi-energies, and that CDT again occurs at the points of quasi-energy crossings. The roots of Eq.18 may be found numerically, yielding the result that the first three crossings occur when $E/\omega = 2.92519, 7.02525$ and 10.9864 . Observing the behavior of the Fresnel functions²¹ reveals that for $x > 1$ they both make small amplitude, decaying oscillations

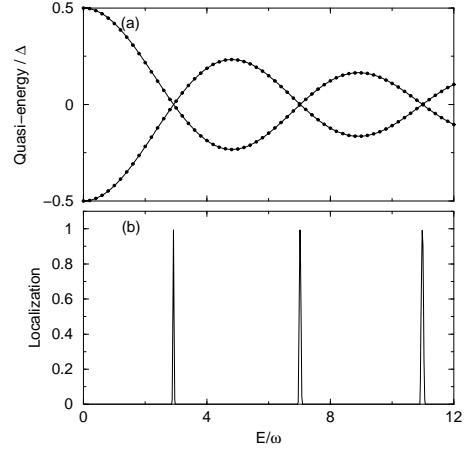


FIG. 6: (a) Quasi-energies for a triangular driving field, of frequency $\omega = 8$. Circles indicate exact results, lines the perturbative result Eq.18. (b) Localization produced by the driving field.

about a value of 0.5, which allows the condition for crossings to be written in the simpler, though approximate, form $\tan(x\pi/4) \simeq -1$. The crossing condition therefore reduces to the simple result $E/\omega \simeq 4n - 1$, as may be seen from the exact values given above, which becomes increasingly accurate for larger values of E/ω .

In Fig.2c it can be seen that the crossing-manifolds for this form of driving have a similar elliptical form to the previous cases. Using the same fitting function (15) as before, with the y-intercepts given by the roots of Eq.18, gives an accurate description of their behavior, as may be seen in Fig.3. Although the fit is not as good as for the sinusoidal case, the maximum deviation is still less than 0.04. As seen previously, the fit is best for the lowest-order manifolds, with small deviations being visible in the higher-order manifolds. Nonetheless, in all cases the fitting function gives an impressively accurate approximation to the true result.

IV. CONCLUSIONS

In summary, it has been shown how changing the waveform of a periodic driving-field can be used to modify the location of the quasi-energies of a two-level system. A procedure has been given which relates the waveform explicitly to the quasi-energy spectrum, allowing the positions of the quasi-energy crossings to be located exactly in the limit of high frequency. For various driving fields, including the cases we consider here, an analytic form can be obtained for the quasi-energies, and in other cases they may be obtained numerically with little difficulty. This gives the prospect of designing the waveform to create a desired behavior of the quasi-energy spectrum in a direct and straightforward way.

It has also been shown how the positions of the quasi-energy crossings drift as the frequency is reduced from the high-frequency limit. For the driving fields considered here, the crossings fall approximately onto elliptical manifolds, and

for the case of square-wave driving it appears that this description is exact. We have examined this behavior for many other waveforms, and we conclude that this form of the crossing-manifolds is very general. Using the perturbation theory to find the crossings in the high-frequency limit, and then making use of this drifting behavior, allows the positions of the quasi-energy crossing to be accurately located in *all* regimes of driving. This gives more flexibility in experiment, as the high-field regime may either be difficult to attain, or may induce undesirable transitions to higher energy levels, breaking the two-level approximation. Although the degree of localization that the field can maintain is reduced in the low-frequency regime, it can still produce a useful reduction of the leakage from quantum dot devices, and thereby enhance their deco-

herence time, which has many possible applications to the coherent control of mesoscopic systems.

Acknowledgments

This research was supported by the EU through the TMR programme “Quantum Electron Transport in the Frequency and Time Domains”. The author thanks Gloria Platero for discussions, and acknowledges the hospitality of the International Institute for Applied Systems Analysis (IIASA) in Vienna, where part of this work was carried out.

-
- * Current address: Dipartimento di Fisica, Università di Roma “La Sapienza”, Piazzale Aldo Moro 2, I-00185, Roma, Italy.
- ¹ C.H. Bennett and D.P. DiVincenzo, *Nature (London)* **404**, 247 (2000).
 - ² D. Vion, A. Aassime, A. Cottet, P. Joyez, H. Pothier, C. Urbina, D. Esteve and M.H. Devoret, *Science* **296**, 886 (2002).
 - ³ B.E. Cole, J.B. Williams, B.T. King, M.S. Sherwin and C.R. Stanley, *Nature (London)* **410**, 60 (2001).
 - ⁴ R.H. Blick, D. Pfannkuche, R.J. Haug, K. von Klitzing and K. Eberl, *Phys. Rev. Lett.* **80**, 4032 (1998).
 - ⁵ T.H. Oosterkamp, T. Fujisawa, W.G. van der Wiel, K. Ishibashi, R.V. Hijman, S. Tarucha and L.P. Kouwenhoven, *Nature (London)* **395**, 873 (1998).
 - ⁶ Jon H. Shirley, *Phys. Rev.* **138**, B979 (1965).
 - ⁷ F. Grossmann, T. Dittrich, P. Jung and P. Hänggi, *Phys. Rev. Lett.* **67**, 516 (1991).
 - ⁸ F. Grossmann and P. Hänggi, *Europhys. Lett.* **18**, 571 (1992).
 - ⁹ Martin Holthaus, *Phys. Rev. Lett.* **69**, 1596 (1992).
 - ¹⁰ K. Drese and M. Holthaus, *Eur. Phys. J. D* **5**, 119 (1999).
 - ¹¹ J.C.A. Barata and W.F. Wreszinski, *Phys. Rev. Lett.* **84**, 2112 (2000).
 - ¹² It should be noted, however, that although quasi-energy degeneracy is necessary to produce CDT it is not sufficient. For example, if the Floquet states themselves have a large amplitude of oscillation, the particle will not be localized on short time-scales, and thus CDT will not occur.
 - ¹³ J. von Neumann and E. Wigner, *Phys. Z* **30**, 467 (1929).
 - ¹⁴ M. Holthaus, *Z. Phys. B: Condens. Matter* **89**, 251 (1992).
 - ¹⁵ C.E. Creffield and G. Platero, *Phys. Rev. B* **65**, 113304 (2002).
 - ¹⁶ Hideo Sambe, *Phys. Rev. A* **7**, 2203 (1973).
 - ¹⁷ J.M. Villas-Bôas, Wei Zhang, Sergio E. Ulloa, P.H. Rivera and Nelson Studart, *Phys. Rev. B* **66**, 85325 (2002).
 - ¹⁸ Ming Jun Zhu, Xian-Geng Zhao and Qian Niu, *J. Phys.: Condens. Matter* **11**, 4527 (1999).
 - ¹⁹ Xian-Geng Zhao, *J. Phys.: Condens. Matter* **6**, 4527 (1994).
 - ²⁰ M.M. Dignam and C. Martijn de Sterke, *Phys. Rev. Lett.* **88**, 46806 (2002).
 - ²¹ *Handbook of Mathematical Functions*, edited by M. Abramowitz and I.A. Stegun (Dover, New York, 1972).