

Many-Body Effects on the Transmission Probability through a Tunnel Junction in a Strong Magnetic Field

Toshihiro KUBO^{*†} and Arisato KAWABATA[‡]

*Department of Physics, Gakushuin University
1-5-1 Mejiro, Toshima-ku, Tokyo 171-8588, Japan*

(Received October 21, 2019)

We investigate many-body effects on the transmission probability through a tunnel junction in a strong magnetic field. The result by the perturbation theory diverges logarithmically at low temperatures. We take into account higher order contributions using a simple renormalization group approach. The temperature dependence of the transmission probability is qualitatively similar to that of a one-dimensional system.

KEYWORDS: Friedel oscillations, strong magnetic field, one-dimensional system, poor man's scaling

1. Introduction

Many-body effects on the electron transport in one-dimensional systems have been studied by several authors.¹⁻⁴⁾ The transport of interacting spinless Fermions through a single barrier was studied by Kane and Fisher¹⁾ and the case of spin-1/2 Fermions was investigated by Furusaki and Nagaosa.²⁾ They found the transmission probability vanishes with a power-law as $T \rightarrow 0$. They treated the problem within the framework of the Tomonaga-Luttinger liquid theory,^{5,6)} i.e., they neglected the backward scatterings in the electron-electron interaction.

After that, Matveev *et al.* developed a different treatment in which the effects of the backward scattering can be incorporated.³⁾ They started with the Hartree-Fock approximation and treated the logarithmic singularity by a simple renormalization group theory. They found that the temperature dependence of the transmission probability does not obey a simple power-law. According to them, Friedel oscillations of the electron density induced by the barrier potential give an essential effect on the electrical conduction in one-dimensional systems.

In the above theories, $\tilde{V}(0)$, $q = 0$ component of the Fourier transform of the interaction potential $V(x)$, enters the expression for the temperature dependence of the transmission probability. For coulomb interaction, however, $\tilde{V}(q)$ is divergent like $\log q$. In this context, one of the authors (A.K.) reinvestigated the problem from a different point of view.⁴⁾ Using the parquet diagram method developed by Bychkov *et al.*,⁷⁾ he has shown that, to be consistent, this singularity

^{*} Present address: Department of Physics, Faculty of Science, Tokyo University of Science, 1-3 Kagurazaka, Shinjuku-ku, Tokyo 162-8601

[†] E-mail: j1202701@ed.kagu.tus.ac.jp

[‡] E-mail: arisato.kawabata@gakushuin.ac.jp

should be renormalized, too, and that the interaction potential should be replaced by the screened interaction.

Those theories give qualitatively the same results, as for the vanishing transmission probabilities at zero-temperature. Experimentally, this tendency was observed in quantum wires.⁸⁾ In this experiment, however, electrons are probably scattered by the disorder such as the fluctuation of the width of the wire, and the situation is not as simple as the case of a single barrier.^{9,10)} In fact, in spite of the development of the technique, it is still hard to verify the theoretical predictions using artificial one-dimensional systems, because the localization effects also contribute to the decrease of the conductance at low temperatures.

It is to be noted that the motions of three-dimensional electrons in a strong magnetic field are quasi one-dimensional, and we can expect that some transport properties are similar to those of one-dimensional electrons. Therefore, in this paper we investigated the transport of electrons through a tunnel junction with a strong magnetic field perpendicular to it (see Fig. 1). As will be shown below, the Friedel oscillation of the electron density gives rise to a temperature dependence of the transmission probability similar to that in one-dimensional systems. Measurement of the transmission probability is much easier in this system than in one-dimensional systems. Moreover, one may be able to extract the interaction effects from the data by making use of the magnetic field dependence of the transmission probability.

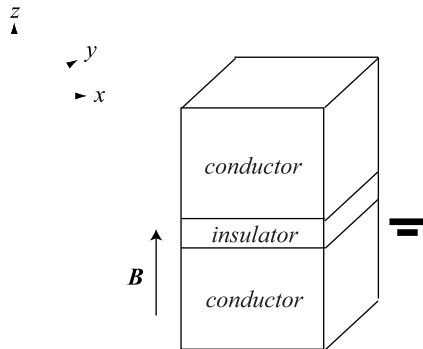


Fig. 1. Tunnel junctions in a strong magnetic field. Magnetic field $\mathbf{B} = (0, 0, B)$ is perpendicular to the insulator thin film.

2. Transmission Probability

First we investigate the transmission of a noninteracting 3D electron through tunnel junctions under a strong magnetic field. We ignore the spin degrees of freedom, for we assume that the electrons are fully polarized. We choose the z -axis of the coordinate system along the magnetic field, and use Landau gauge $\mathbf{A}(\mathbf{x}) = (0, Bx, 0)$ for the vector potential. Then the single-electron

Hamiltonian is of the form

$$H_0 = \frac{1}{2m}(\mathbf{p} + e\mathbf{A}(\mathbf{x}))^2 + U(z), \quad (2.1)$$

where $U(z)$ is the barrier potential of the insulator thin film, and we assume that the potential barrier is localized around $z = 0$, i.e., $U(z) = 0$ for $|z| > a$.

We consider the case when the electrons occupies only the lowest Landau level. It is realized if the magnetic field is strong enough so that

$$B > \frac{\hbar}{e}(2\pi^4 n_e^2)^{1/3}, \quad (2.2)$$

where n_e is the electron density. Then, we can label the eigenstates of the Hamiltonian H_0 by a two-dimensional vector $\mathbf{k} = (k_y, k_z)$, and the energy eigenvalues $\epsilon_{\mathbf{k}}^0$ and the wave functions $\varphi_{\mathbf{k}}^0(\mathbf{x})$ are of the forms

$$\epsilon_{\mathbf{k}}^0 = \frac{1}{2}\hbar\omega_c + \frac{\hbar^2 k_z^2}{2m}, \quad (2.3a)$$

$$\varphi_{\mathbf{k}}^0(\mathbf{x}) = \phi_{k_y}^0(x, y) u_{k_z}^0(z), \quad (2.3b)$$

where

$$\phi_{k_y}^0(x, y) = \frac{1}{\pi^{1/4} \ell_B^{1/2}} \exp \left[-\frac{(x + k_y \ell_B^2)^2}{2\ell_B^2} \right] e^{ik_y y}, \quad (2.4a)$$

$$u_{k_z}^0(z) = \begin{cases} e^{ik_z z} + r_0 e^{-ik_z z}, & (z < -a), \\ t_0 e^{ik_z z}, & (z > a), \end{cases} \quad (k_z > 0), \quad (2.4b)$$

$$u_{k_z}^0(z) = \begin{cases} t_0 e^{ik_z z}, & (z < -a), \\ e^{ik_z z} + r_0 e^{-ik_z z}, & (z > a), \end{cases} \quad (k_z < 0). \quad (2.4c)$$

Here $\omega_c = eB/m$, $\ell_B = \sqrt{\hbar/eB}$, and t_0 and r_0 are the transmission and reflection amplitudes through the barrier, respectively. We assume an infinite system and neglect the effects of the boundaries.

2.1 First Born approximation

Next we calculate the correction to the transmission probability due to the electron-electron interaction. We calculate it to the lowest order in the interaction within the Hartree-Fock theory. Using the electron field operator $\psi(\mathbf{x})$, we can write the many-body Hamiltonian \mathcal{H} as

$$\mathcal{H} = \mathcal{H}_0 + \mathcal{H}_1, \quad (2.5)$$

with

$$\mathcal{H}_0 = \int d\mathbf{x} \psi^\dagger(\mathbf{x}) \left[\frac{1}{2m} (\mathbf{p} + e\mathbf{A}(\mathbf{x}))^2 + U(z) \right] \psi(\mathbf{x}), \quad (2.6)$$

and

$$\mathcal{H}_1 = \frac{1}{2} \int \int d\mathbf{x} d\mathbf{x}' \psi^\dagger(\mathbf{x}) \psi^\dagger(\mathbf{x}') V(\mathbf{x} - \mathbf{x}') \psi(\mathbf{x}') \psi(\mathbf{x}), \quad (2.7)$$

$V(\mathbf{x})$ being the coulomb interaction potential, and if we do not write explicitly the ranges of the space integrations they mean integrations over the whole space region. We calculate the correction to the wave functions using Green's function method.¹¹⁾

The single-electron wave functions $\varphi_{\mathbf{k}}(\mathbf{x}, \tau)$ can be written in the form

$$\varphi_{\mathbf{k}}(\mathbf{x}, \tau) = i \int d\mathbf{y} G_R(\mathbf{x}, \tau; \mathbf{y}, \tau_0) \varphi_{\mathbf{k}}(\mathbf{y}, \tau_0), \quad \tau > \tau_0 \quad (2.8)$$

in terms of the retarded Green's function $G_R(\mathbf{x}, \tau; \mathbf{y}, \tau_0)$. Assuming that the interaction is switched on at time τ_0 , we put $\varphi_{\mathbf{k}}(\mathbf{x}, \tau_0) = \varphi_{\mathbf{k}}^0(\mathbf{x}) e^{-i\xi_{\mathbf{k}}^0 \tau_0 / \hbar}$, $\xi_{\mathbf{k}}^0$ being the single-electron energy measured from the Fermi level, and later we will let $\tau_0 \rightarrow -\infty$. The retarded Green's function $G_R(\mathbf{x}, \mathbf{y}, \omega)$ can be obtained from the Matsubara Green's function $\mathcal{G}(\mathbf{x}, \mathbf{y}, \omega_n)$ in terms of the analytic continuation

$$G_R(\mathbf{x}, \mathbf{y}, \omega) = \mathcal{G}(\mathbf{x}, \mathbf{y}, -i\omega + \eta) \quad (2.9)$$

where $\omega_n = \pi k_B T (2n+1) / \hbar$, n being an integer, and $\eta \rightarrow +0$. The unperturbed Matsubara Green's

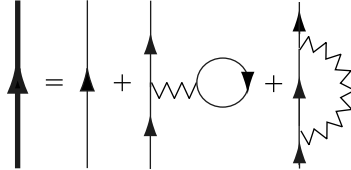


Fig. 2. Feynman diagram for the first Born approximation within Hartree-Fock theory: The thin solid lines indicate the Green's function without the interaction correction, and the wavy lines indicate the interaction.

function $\mathcal{G}^0(\mathbf{x}, \mathbf{y}, \omega_n)$ is defined by

$$\mathcal{G}^0(\mathbf{x}, \mathbf{y}, \omega_n) = \int \frac{d\mathbf{k}}{(2\pi)^2} \frac{\varphi_{\mathbf{k}}^0(\mathbf{x}) \varphi_{\mathbf{k}}^{0*}(\mathbf{y})}{i\omega_n - \xi_{\mathbf{k}}^0 / \hbar}. \quad (2.10)$$

Hereafter, if we do not write explicitly the ranges of the wave number integrations, they mean integrations over the whole wave number region. The Feynman diagrams for $\mathcal{G}(\mathbf{x}, \mathbf{y}, \omega_n)$ to the lowest order in the interaction is shown in Fig. 2, and the expression corresponding to it is easily found to be

$$\begin{aligned} \mathcal{G}(\mathbf{x}, \mathbf{y}, \omega_n) &= \mathcal{G}^0(\mathbf{x}, \mathbf{y}, \omega_n) + \int d\mathbf{x}_1 d\mathbf{x}'_1 \\ &\times \mathcal{G}^0(\mathbf{x}, \mathbf{x}_1, \omega_n) \Sigma_{HF}(\mathbf{x}_1, \mathbf{x}'_1) \mathcal{G}^0(\mathbf{x}'_1, \mathbf{y}, \omega_n), \end{aligned} \quad (2.11)$$

where $\Sigma_{HF}(\mathbf{x}_1, \mathbf{x}'_1)$ is the Hartree-Fock self-energy which is independent of the frequency ω_n and is given by

$$\begin{aligned} \hbar\Sigma_{HF}(\mathbf{x}_1, \mathbf{x}'_1) = & \delta(\mathbf{x}_1 - \mathbf{x}'_1) \int d\mathbf{x}_2 V(\mathbf{x}_1 - \mathbf{x}_2) \\ & \times k_B T \sum_{n'} \mathcal{G}^0(\mathbf{x}_2, \mathbf{x}_2, \omega_{n'}) \\ & - V(\mathbf{x}_1 - \mathbf{x}'_1) k_B T \sum_{n'} \mathcal{G}^0(\mathbf{x}_1, \mathbf{x}'_1, \omega_{n'}). \end{aligned} \quad (2.12)$$

Then we obtain the following form for single-electron wave functions (see Appendix A)

$$\begin{aligned} \varphi_{\mathbf{k}}(\mathbf{x}) = & \varphi_{\mathbf{k}}^0(\mathbf{x}) + \int d\mathbf{x}_1 G_{\mathbf{k}}(\mathbf{x}; \mathbf{x}_1) V_H(\mathbf{x}_1) \varphi_{\mathbf{k}}^0(\mathbf{x}_1) \\ & - \int \int d\mathbf{x}_1 d\mathbf{x}'_1 G_{\mathbf{k}}(\mathbf{x}; \mathbf{x}_1) V_F(\mathbf{x}_1, \mathbf{x}'_1) \varphi_{\mathbf{k}}^0(\mathbf{x}'_1), \end{aligned} \quad (2.13)$$

where

$$G_{\mathbf{k}}(\mathbf{x}; \mathbf{x}_1) \equiv \int \frac{d\mathbf{k}'}{(2\pi)^2} \frac{\varphi_{\mathbf{k}'}^0(\mathbf{x}) \varphi_{\mathbf{k}'}^{0*}(\mathbf{x}_1)}{\xi_{\mathbf{k}}^0 - \xi_{\mathbf{k}'}^0}, \quad (2.14)$$

$$V_H(\mathbf{x}_1) = \int d\mathbf{x}_2 V(\mathbf{x}_1 - \mathbf{x}_2) \rho(\mathbf{x}_2), \quad (2.15)$$

and

$$V_F(\mathbf{x}_1, \mathbf{x}'_1) = V(\mathbf{x}_1 - \mathbf{x}'_1) \int_{oc.} \frac{d\mathbf{k}}{(2\pi)^2} \varphi_{\mathbf{k}}^0(\mathbf{x}_1) \varphi_{\mathbf{k}}^{0*}(\mathbf{x}'_1), \quad (2.16)$$

$\rho(\mathbf{x})$ being the electron density and the subscript *oc.* means the integration over the occupied states, i. e., $|k_z| \leq k_F$. As for the treatment of the singularity in eq. (2.14), the reader is referred to Appendix B.

To calculate the correction to the transmission probability we need only the asymptotic form of the $G_{\mathbf{k}}(\mathbf{x}, \mathbf{x}_1)$ at $z \rightarrow +\infty$. From eq. (2.14), we obtain (see Appendix B)

$$\begin{aligned} G_{\mathbf{k}}(\mathbf{x}; \mathbf{x}_1) = & \frac{1}{2\pi i \hbar v_F \ell_B^2} \exp \left[-\frac{(x - x_1)^2 + (y - y_1)^2}{4\ell_B^2} \right] \\ & \times \exp \left[-\frac{i(x + x_1)(y - y_1)}{2\ell_B^2} \right] \\ & \times \begin{cases} t_0 e^{ik_z(z - z_1)}, & z_1 < 0, \\ e^{ik_z(z - z_1)} + r_0 e^{ik_z(z + z_1)}, & z_1 > 0, \end{cases} \end{aligned} \quad (2.17)$$

with $v_F \equiv \hbar k_F/m$. The electron density $\rho(\mathbf{x})$ in eq. (2.15) is calculated from the wave functions (2.3b) with (2.4), and at large distances $|z|$ it behaves like

$$\begin{aligned} \rho(\mathbf{x}) \equiv & \int_{oc.} \frac{d\mathbf{k}}{(2\pi)^2} |\varphi_{\mathbf{k}}^0(\mathbf{x})|^2 \\ \simeq & \frac{1}{2\pi \ell_B^2} \cdot \left[\frac{|r_0|}{2\pi|z|} \sin(2k_F|z| + \arg r_0) + \frac{k_F}{\pi} \right] \\ \equiv & \frac{1}{2\pi \ell_B^2} \cdot n(z). \end{aligned} \quad (2.18)$$

In the following we will neglect the space independent part in $n(z)$ which gives a constant Hartree potential. Such oscillation of the electron density, i.e., the Friedel oscillation, gives an essential effect on the transmission probability, as in one-dimensional systems.³⁾

First we calculate the Fock correction $\varphi_{\mathbf{k}}^{(1F)}(\mathbf{x})$ to the wave function, i.e., the second term of the right side of eq. (2.13)

$$\begin{aligned}
\varphi_{\mathbf{k}}^{(1F)}(\mathbf{x}) &= - \iint d\mathbf{x}_1 d\mathbf{x}'_1 G_{\mathbf{k}}(\mathbf{x}; \mathbf{x}_1) V_F(\mathbf{x}_1; \mathbf{x}'_1) \varphi_{\mathbf{k}}^0(\mathbf{x}'_1) \\
&= - \iint d\mathbf{x}_1 d\mathbf{x}'_1 G_{k_y}(x, y; x_1, y_1) G_{k_z}(z; z_1) \\
&\quad \times \left[V(\mathbf{x}_1 - \mathbf{x}'_1) \int_{oc.} \frac{d\mathbf{k}'}{(2\pi)^2} \varphi_{\mathbf{k}'}^0(\mathbf{x}_1) \varphi_{\mathbf{k}'}^{0*}(\mathbf{x}'_1) \right] \\
&\quad \times \phi_{k_y}^0(x'_1, y'_1) u_{k_z}^0(z'_1) \\
&= - \iiint d\mathbf{x}_1 d\mathbf{y}_1 d\mathbf{x}'_1 d\mathbf{y}'_1 G_{k_y}(x, y; x_1, y_1) \\
&\quad \times \left[\int \frac{dk'_y}{2\pi} \phi_{k'_y}^0(x_1, y_1) \phi_{k'_y}^{0*}(x'_1, y'_1) \right] \phi_{k_y}^0(x'_1, y'_1) \\
&\quad \times \iint dz_1 dz'_1 G_{k_z}(z; z_1) u_{k_z}^0(z'_1) \\
&\quad \times \left[V(\mathbf{x}_1 - \mathbf{x}'_1) \int_{-k_F}^{k_F} \frac{dk'_z}{2\pi} u_{k'_z}^0(z_1) u_{k'_z}^{0*}(z'_1) \right], \tag{2.19}
\end{aligned}$$

where $G_{k_y}(x, y; x_1, y_1)$ and $G_{k_z}(z; z_1)$ are defined in Appendix B.

As is shown in the Appendix C, the integration over z_1 , z'_1 , and k'_z gives

$$\begin{aligned}
&\iint dz_1 dz'_1 G_{k_z}(z; z_1) \\
&\quad \times \left[V(\mathbf{x}_1 - \mathbf{x}'_1) \int_{-k_F}^{k_F} \frac{dk'_z}{2\pi} u_{k'_z}^0(z_1) u_{k'_z}^{0*}(z'_1) \right] u_{k_z}^0(z'_1) \\
&= \frac{t_0 |r_0|^2}{2\pi \hbar v_F} \tilde{V}(x_1 - x'_1, y_1 - y'_1; 0) \ln \left(\frac{1}{|k_z - k_F|d} \right) \cdot e^{ik_z z}, \tag{2.20}
\end{aligned}$$

where $\tilde{V}(x_1 - x'_1, y_1 - y'_1; q_z)$ is the Fourier transform of $V(\mathbf{x}_1 - \mathbf{x}'_1)$ with respect only to z component of $\mathbf{x}_1 - \mathbf{x}'_1$ and is defined by eq. (C.4), and d is the cut-off length. If, however, we use coulomb interaction as the electron-electron interaction, the Fock term turns out to diverge because of its long-range nature. So we use the screened short-range interaction obtained by Random Phase Approximation (RPA)¹²⁾ (see Fig. 3). In fact, one of the authors (A.K.) has shown that the singularities of the transmission probability and the coulomb potential have to be treated equally and that the bare potential has to be replaced by the screened potential.⁴⁾ The screened coulomb potential is given in Appendix D.

From Eqs. (2.19) and (2.20), we have

$$\varphi_{\mathbf{k}}^{(1F)}(\mathbf{x}) = - \iiint d\mathbf{x}_1 d\mathbf{y}_1 d\mathbf{x}'_1 d\mathbf{y}'_1 G_{k_y}(x, y; x_1, y_1)$$

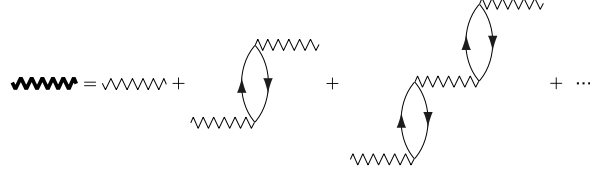


Fig. 3. Feynman diagram for the screened short-range interaction V_s by RPA. Here the wavy line and the solid line indicate the bare interaction and the Green's function.

$$\begin{aligned}
& \times \left[\int \frac{dk'_y}{2\pi} \phi_{k'_y}^0(x_1, y_1) \phi_{k'_y}^{0*}(x'_1, y'_1) \right] \phi_{k_y}^0(x'_1, y'_1) \\
& \times \frac{t_0 |r_0|^2}{2\pi \hbar v_F} \tilde{V}_s(x_1 - x'_1, y_1 - y'_1; 0) \\
& \times \ln \left(\frac{1}{|k_z - k_F|d} \right) \cdot e^{ik_z z}.
\end{aligned} \tag{2.21}$$

Thus the contribution from the Fock term $\varphi_{\mathbf{k}}^{(1F)}(\mathbf{x})$ is written as (see Appendix C)

$$\begin{aligned}
\varphi_{\mathbf{k}}^{(1F)}(\mathbf{x}) &= -\alpha_2(B) t_0 (1 - |t_0|^2) \ln \left(\frac{1}{|k_z - k_F|d} \right) \\
&\times \phi_{k_y}^0(x, y) e^{ik_z z},
\end{aligned} \tag{2.22}$$

where

$$\alpha_2(B) \equiv 2(\kappa \ell_B)^2 \int_0^\infty dq \frac{q e^{-q^2 \ell_B^2/2}}{q^2 + \kappa^2 e^{-q^2 \ell_B^2/2}}, \tag{2.23}$$

κ being given by eq. (D·20).

Thus we obtain the following 1st-order correction to the transmission amplitude by the Fock term

$$t^{(1F)} = -\alpha_2(B) t_0 (1 - |t_0|^2) \ln \left(\frac{1}{|k_z - k_F|d} \right). \tag{2.24}$$

Next we calculate the correction to the transmission amplitude by the Hartree term. We can write the contribution of the Hartree term $\varphi_{\mathbf{k}}^{(1H)}(\mathbf{x})$ as

$$\begin{aligned}
\varphi_{\mathbf{k}}^{(1H)}(\mathbf{x}) &= \int d\mathbf{x}_1 G_{\mathbf{k}}(\mathbf{x}; \mathbf{x}_1) V_H(\mathbf{x}_1) \varphi_{\mathbf{k}}^0(\mathbf{x}_1) \\
&= \int d\mathbf{x}_1 G_{k_y}(x, y; x_1, y_1) G_{k_z}(z; z_1) \phi_{k_y}^0(x_1, y_1) \\
&\quad \times \left[\int d\mathbf{x}_2 V(\mathbf{x}_1 - \mathbf{x}_2) \rho(\mathbf{x}_2) \right] u_{k_z}^0(z_1) \\
&= \iint dx_1 dy_1 G_{k_y}(x, y; x_1, y_1) \phi_{k_y}^0(x_1, y_1) \\
&\quad \times \iint \frac{dx_2 dy_2}{2\pi \ell_B^2} \int dz_1 G_{k_z}(z; z_1) u_{k_z}^0(z_1) \\
&\quad \times \left[\int dz_2 V(\mathbf{x}_1 - \mathbf{x}_2) n(z_2) \right].
\end{aligned} \tag{2.25}$$

Here we do not replace $V(\mathbf{x})$ with the screened interaction. As for the reason not to do so, the reader is referred to the last part of the Appendix D. As is shown in the Appendix C, the integration over z_1 and z_2 gives

$$\begin{aligned} & \int dz_1 G_{k_z}(z; z_1) u_{k_z}^0(z_1) \\ & \times \left[\int dz_2 V(\mathbf{x}_1 - \mathbf{x}_2) n(z_2) \right] \\ & = \frac{t_0 |r_0|^2}{2\pi \hbar v_F} \tilde{V}(x_1 - x_2, y_1 - y_2; 2k_F) \\ & \times \ln \left(\frac{1}{|k_z - k_F|d} \right) \cdot e^{ik_z z}. \end{aligned} \quad (2.26)$$

From Eqs. (2.25) and (2.26), we have

$$\begin{aligned} \varphi_{\mathbf{k}}^{(1H)}(\mathbf{x}) &= \iint dx_1 dy_1 G_{k_y}(x, y; x_1, y_1) \\ & \times \left[\iint dx_2 dy_2 \frac{1}{2\pi \ell_B^2} \right] \phi_{k_y}^0(x_1, y_1) \\ & \times \frac{t_0 |r_0|^2}{2\pi \hbar v_F} \tilde{V}(x_1 - x_2, y_1 - y_2; 2k_F) \\ & \times \ln \left(\frac{1}{|k_z - k_F|d} \right) \cdot e^{ik_z z}, \end{aligned} \quad (2.27)$$

hence the contribution from the Hartree term $\varphi_{\mathbf{k}}^{(1H)}(\mathbf{x})$ is written as (see Appendix C)

$$\begin{aligned} \varphi_{\mathbf{k}}^{(1H)}(\mathbf{x}) &= \alpha_1(B) t_0 (1 - |t_0|^2) \ln \left(\frac{1}{|k_z - k_F|d} \right) \\ & \times \phi_{k_y}^0(x, y) e^{ik_z z}, \end{aligned} \quad (2.28)$$

where

$$\alpha_1(B) \equiv \frac{\kappa^2}{4k_F^2}. \quad (2.29)$$

Thus we obtain the following 1st-order correction to the transmission amplitude by the Hartree term.

$$t^{(1H)} = \alpha_1(B) t_0 (1 - |t_0|^2) \ln \left(\frac{1}{|k_z - k_F|d} \right). \quad (2.30)$$

Eqs. (2.24) and (2.30) give the 1st-order correction to the transmission amplitude within Hartree-Fock theory

$$t^{(1)} = -\alpha(B) t_0 (1 - |t_0|^2) \ln \left(\frac{1}{|k_z - k_F|d} \right), \quad (2.31)$$

where dimensionless parameter $\alpha(B)$ of the electron-electron interaction is

$$\alpha(B) = \alpha_2(B) - \alpha_1(B), \quad (2.32)$$

and the 1st-order correction to the transmission probability is given by

$$\mathcal{T}^{(1)} = -2\alpha(B)\mathcal{T}_0(1 - \mathcal{T}_0) \ln \left(\frac{1}{|k_z - k_F|d} \right). \quad (2.33)$$

Since this is the result obtained by perturbation theory, it is applicable as long as

$$\alpha(B) \ln \left(\frac{1}{|k_z - k_F|d} \right) \ll 1. \quad (2.34)$$

However eq. (2.34) is no longer valid at low temperature since only electrons of $k_z \simeq k_F$ contribute electric conduction at low temperatures. Thus we have to take into account the higher order contributions in the interaction.

2.2 Higher order contributions

In order to include the higher order corrections, we use a simple renormalization group (RG) approach called the poor man's scaling developed by Anderson for the Kondo problem.¹³⁾

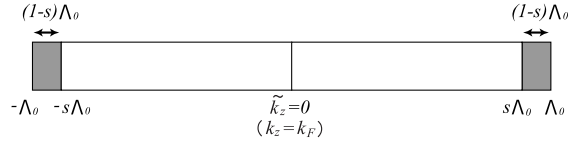


Fig. 4. The reduction of the cutoff Λ_0 . \tilde{k}_z is the wave number measured from k_F .

We assume that only electrons in the strip of the wave number k_z of halfwidth $\Lambda_0 = 1/d$ near the Fermi wave number k_F contribute to the correction (2.33) (see Fig. 4). In this strip we linearize the dispersion relation of electron energy:

$$\xi_{\mathbf{k}}^0 = \hbar v_F (|k_z| - k_F). \quad (2.35)$$

Note that d is the cutoff of integrations not only due to the validity of eq. (2.18) but also due the validity of the linearized dispersion.

Next we reduce the cutoff Λ_0 to $s\Lambda_0$ with $1 - s \ll 1$ (see Fig. 4). If we simultaneously renormalize the transmission probability \mathcal{T}_0 so that the effects of the states excluded by this RG transformation are taken into account, the new problem by this RG transformation is equivalent to the original problem. The change in \mathcal{T}_0 found in the first Born approximation is (see Appendix E)

$$\delta\mathcal{T} = -2\alpha(B)\mathcal{T}_0(1 - \mathcal{T}_0) \ln \left(\frac{E_0}{E} \right), \quad (2.36)$$

where $E \equiv \hbar v_F s\Lambda_0$, $E_0 \equiv \hbar v_F \Lambda_0$ are respectively the electron energy measured from Fermi level.

We apply the RG transformation again, reducing the bandwidth $E \rightarrow sE$ step by step. During each step of rescaling the cutoff, transmission probability \mathcal{T} is renormalized according to eq.

(2.36) with \mathcal{T}_0 being substituted by the modified \mathcal{T} from the previous step. The effect of these renormalizations may be found as a solution of the differential equation (RG equation)

$$\frac{d\mathcal{T}(E)}{d\ln(E_0/E)} = -2\alpha(B)\mathcal{T}(E)(1 - \mathcal{T}(E)). \quad (2.37)$$

If we integrate this RG equation from $E = E_0$ to $E = \mathcal{E}$ with the initial condition $\mathcal{T}|_{E=E_0} = \mathcal{T}_0$, the transmission probability becomes

$$\mathcal{T}(\mathcal{E}) = \frac{\mathcal{T}_0(\mathcal{E}/E_0)^{2\alpha(B)}}{\mathcal{R}_0 + \mathcal{T}_0(\mathcal{E}/E_0)^{2\alpha(B)}}, \quad (2.38)$$

where $\mathcal{R}_0 = 1 - \mathcal{T}_0$. At low temperature \mathcal{E} in eq. (2.38) should be replaced by $k_B T$ and the temperature dependence of the transmission probability is found to be

$$\mathcal{T}(T) = \frac{\mathcal{T}_0(k_B T/E_0)^{2\alpha(B)}}{\mathcal{R}_0 + \mathcal{T}_0(k_B T/E_0)^{2\alpha(B)}}. \quad (2.39)$$

Our result is of the same form as that of one-dimensional electron systems except for the parameter of the electron-electron interaction.

2.3 Temperature dependence of the transmission probability

From eq. (2.39) we find that the transmission probability vanishes as $T \rightarrow 0$ if $\alpha(B) > 0$, as in the case of one-dimensional systems. On the other hand, in Fig. 5 and Fig. 6, we see that $\alpha(B)$ can be negative for large magnetic fields. In this case, according to eq. (2.39), the transmission probability should become 1 at 0K. Since the calculation of $\alpha(B)$ is based on random phase approximation, it is not clear whether the values of $\alpha(B)$ are quantitatively reliable. Nevertheless, the tendency that $\alpha(B)$ decreases as the magnetic field increases should be reliable. As can be seen from eq. (2.32) the Fock term suppresses the transmission while the Hartree term enhances it. The role of the Hartree term can be interpreted as the screening of the barrier potential, and it is not surprising if the barrier becomes transparent because of the strong screening due to the one-dimensional nature of the system.

3. Summaries

We investigated the effects of electron-electron interaction on the transmission of electrons through a tunnel barrier in a strong magnetic field. We have found that the temperature dependence of the transmission probability is at large the same as that of one-dimensional systems, i.e., it decreases with the temperature and vanishes at 0K. Such behavior can be expected because in both cases the Friedel oscillations of the electron density play an essential role.

For one-dimensional systems, it is rather difficult to distinguish the interaction effects experimentally from the localization, because in one dimension all the eigenstates are localized and the

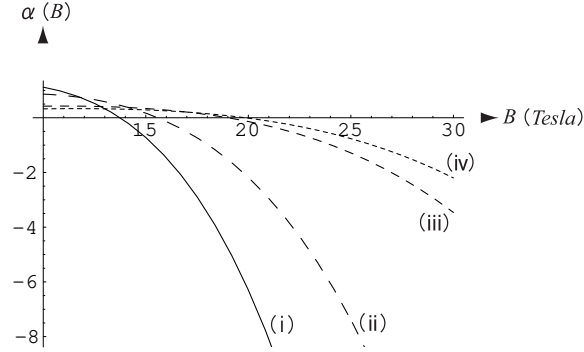


Fig. 5. In the case of $n = 10^{23} m^{-3}$, parameter $\alpha(B)$ of interaction vs. magnetic field B . (i) $\epsilon = 10\epsilon_0, m = 0.5m_e$, (ii) $\epsilon = 11.9\epsilon_0, m = 0.26m_e$ (typical values of Si), (iii) $\epsilon = 13.1\epsilon_0, m = 0.067m_e$ (typical values of GaAs), and (iv) $\epsilon = 15\epsilon_0, m = 0.05m_e$, where ϵ_0 is the permittivity of vacuum and m_e is the rest mass of electron.

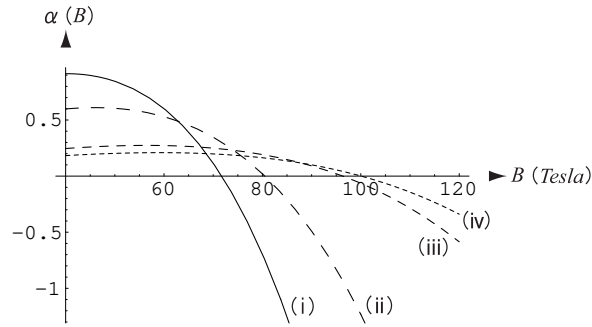


Fig. 6. In the case of $n = 10^{24} m^{-3}$, parameter $\alpha(B)$ of interaction vs. magnetic field B . (i) $\epsilon = 10\epsilon_0, m = 0.5m_e$, (ii) $\epsilon = 11.9\epsilon_0, m = 0.26m_e$ (typical values of Si), (iii) $\epsilon = 13.1\epsilon_0, m = 0.067m_e$ (typical values of GaAs), and (iv) $\epsilon = 15\epsilon_0, m = 0.05m_e$.

conductance can be 0 at 0K even without interaction effects. In the present case, however, all the eigenstates are not localized, and we can control the value of $\alpha(B)$ by the magnetic field. Therefore, it will be easier to observe interaction effects in the system discussed in this paper.

For extremely strong magnetic fields, the theory predicts that $\alpha(B)$ becomes negative, i.e., the transmission probability increases as the temperature decreases and it becomes 1 at 0K. Since the theory is based on many simplifications and approximations, it is not clear whether the conditions for a negative $\alpha(B)$ obtained in this theory are quantitatively reliable. Therefore, it will be interesting to investigate the magnetic field dependence of $\alpha(B)$. To do so, one need not go to very low temperature. In fact, at moderate temperatures from eq. (2.36) we can expect that

$$\delta\mathcal{T} = 2\alpha(B)\mathcal{T}_0(1 - \mathcal{T}_0)\ln(k_B T). \quad (3.1)$$

If $\alpha(B)$ decreases with the increase of the magnetic field, we can expect it to become negative for a larger magnetic field.

In calculating $\alpha(B)$, we assumed the values of effective mass etc. of typical semiconductors. In the case of doped semiconductors, the scatterings of electrons by impurities will suppress the long tail of the Friedel oscillations. In order to observe clear interaction effects, the mean free path of the electrons has to be much longer than the Fermi wave length.

Very pure semimetals are good candidates for the observation of the interaction effects. In semimetals, however, the band structures are generally very complex, and the theory needs some modifications to be applied to them.

Acknowledgements

This work is partly supported by the "High Technology Research Center Project" of Ministry of Education, Culture, Sports, Sciences and Technology.

Appendix A: The derivation of eq. (2.13) by Green's function method

First we consider only the Hartree term. From Eqs. (2.11) and (2.12), the corresponding part of the Matsubara Green's function $\mathcal{G}^H(\mathbf{x}, \mathbf{y}, \omega_n)$ is given by

$$\mathcal{G}^H(\mathbf{x}, \mathbf{y}, \omega_n) = \frac{1}{\hbar} \int d\mathbf{x}_1 \mathcal{G}^0(\mathbf{x}, \mathbf{x}_1, \omega_n) V_H(\mathbf{x}_1) \mathcal{G}^0(\mathbf{x}_1, \mathbf{y}, \omega_n), \quad (A.1)$$

where $V_H(\mathbf{x}_1)$ is the Hartree-potential

$$V_H(\mathbf{x}_1) = \int d\mathbf{x}_2 V(\mathbf{x}_1 - \mathbf{x}_2) \rho(\mathbf{x}_2), \quad (A.2)$$

$\rho(\mathbf{x}_2)$ being the electron density. Thus the corresponding retarded Green's function can be written as

$$G_R^H(\mathbf{x}, \mathbf{y}, \omega) = \frac{1}{\hbar} \int \frac{d\mathbf{k}'}{(2\pi)^2} \int \frac{d\mathbf{k}''}{(2\pi)^2} \int d\mathbf{x}_1 \frac{\varphi_{\mathbf{k}'}^0(\mathbf{x}) \varphi_{\mathbf{k}'}^{0*}(\mathbf{x}_1)}{\omega - \xi_{\mathbf{k}'}^0/\hbar + i\eta} V_H(\mathbf{x}_1) \frac{\varphi_{\mathbf{k}''}^0(\mathbf{x}_1) \varphi_{\mathbf{k}''}^{0*}(\mathbf{y})}{\omega - \xi_{\mathbf{k}''}^0/\hbar + i\eta}. \quad (A.3)$$

The Fourier transform of eq. (A.3) is given by

$$G_R^H(\mathbf{x}, \mathbf{y}, \tau - \tau_0) = \frac{1}{\hbar} \int \frac{d\mathbf{k}'}{(2\pi)^2} \int \frac{d\mathbf{k}''}{(2\pi)^2} \int d\mathbf{x}_1 \varphi_{\mathbf{k}'}^0(\mathbf{x}) \varphi_{\mathbf{k}'}^{0*}(\mathbf{x}_1) V_H(\mathbf{x}_1) \varphi_{\mathbf{k}''}^0(\mathbf{x}_1) \varphi_{\mathbf{k}''}^{0*}(\mathbf{y}) \\ \times \int \frac{d\omega}{2\pi} \frac{e^{-i\omega(\tau - \tau_0)}}{(\omega - \xi_{\mathbf{k}'}^0/\hbar + i\eta)(\omega - \xi_{\mathbf{k}''}^0/\hbar + i\eta)}. \quad (\text{A.4})$$

The correction to the wave functions $\varphi_{\mathbf{k}}^H(\mathbf{x}, \tau)$ by the Hartree term is given by

$$\varphi_{\mathbf{k}}^{(1H)}(\mathbf{x}, \tau) = i \int d\mathbf{y} G_R^H(\mathbf{x}, \mathbf{y}, \tau - \tau_0) \varphi_{\mathbf{k}}^0(\mathbf{y}, \tau_0), \quad (\text{A.5})$$

where $\varphi_{\mathbf{k}}(\mathbf{y}, \tau_0) = \varphi_{\mathbf{k}}^0(\mathbf{y}) e^{-i\xi_{\mathbf{k}}^0 \tau_0/\hbar}$ and we will let $\tau_0 \rightarrow -\infty$. Putting eq. (A.4) into the above expression and performing the integral over \mathbf{y} , \mathbf{k}'' , and ω , we obtain

$$\varphi_{\mathbf{k}}^{(1H)}(\mathbf{x}, \tau) = \frac{1}{\hbar} \int \frac{d\mathbf{k}'}{(2\pi)^2} \int d\mathbf{x}_1 \varphi_{\mathbf{k}'}^0(\mathbf{x}) \varphi_{\mathbf{k}'}^{0*}(\mathbf{x}_1) V_H(\mathbf{x}_1) \varphi_{\mathbf{k}}^0(\mathbf{x}_1, \tau_0) \\ \times \left\{ \frac{e^{-i\xi_{\mathbf{k}}^0(\tau - \tau_0)/\hbar}}{\xi_{\mathbf{k}}^0/\hbar - \xi_{\mathbf{k}'}^0/\hbar} + \frac{e^{-i\xi_{\mathbf{k}'}^0(\tau - \tau_0)/\hbar}}{\xi_{\mathbf{k}'}^0/\hbar - \xi_{\mathbf{k}}^0/\hbar} \right\}. \quad (\text{A.6})$$

In the limit $\tau_0 \rightarrow -\infty$, the second term in the curly bracket of the above equation oscillates very rapidly when the integral over \mathbf{k}' is done, hence its contribution can be neglected. Therefore we have

$$\varphi_{\mathbf{k}}^{(1H)}(\mathbf{x}, \tau) = e^{-i\xi_{\mathbf{k}}^0 \tau/\hbar} \int d\mathbf{x}_1 \int \frac{d\mathbf{k}'}{(2\pi)^2} \frac{\varphi_{\mathbf{k}'}^0(\mathbf{x}) \varphi_{\mathbf{k}'}^{0*}(\mathbf{x}_1)}{\xi_{\mathbf{k}}^0 - \xi_{\mathbf{k}'}^0} V_H(\mathbf{x}_1) \varphi_{\mathbf{k}}^0(\mathbf{x}_1). \quad (\text{A.7})$$

Hereafter we omit the time-dependence of the wave functions, and it can be written in the form

$$\varphi_{\mathbf{k}}^{(1H)}(\mathbf{x}) = \int d\mathbf{x}_1 G_{\mathbf{k}}(\mathbf{x}; \mathbf{x}_1) V_H(\mathbf{x}_1) \varphi_{\mathbf{k}}^0(\mathbf{x}_1), \quad (\text{A.8})$$

where $G_{\mathbf{k}}(\mathbf{x}; \mathbf{x}_1)$ is the single-electron Green's function for noninteracting electrons and is defined as

$$G_{\mathbf{k}}(\mathbf{x}; \mathbf{x}_1) \equiv \int \frac{d\mathbf{k}'}{(2\pi)^2} \frac{\varphi_{\mathbf{k}'}^0(\mathbf{x}) \varphi_{\mathbf{k}'}^{0*}(\mathbf{x}_1)}{\xi_{\mathbf{k}}^0 - \xi_{\mathbf{k}'}^0}. \quad (\text{A.9})$$

As for the treatment of the singularity of the integrand, the reader is referred to the Appendix B.

Next we consider the Fock term. Using Eqs. (2.11) and (2.12), we can write the corresponding part of the Matsubara Green's function $\mathcal{G}^F(\mathbf{x}, \mathbf{y}, \omega_n)$ as

$$\mathcal{G}^F(\mathbf{x}, \mathbf{y}, \omega_n) = -\frac{1}{\hbar} \int \int d\mathbf{x}_1 d\mathbf{x}_1' \mathcal{G}^0(\mathbf{x}, \mathbf{x}_1, \omega_n) V_F(\mathbf{x}_1, \mathbf{x}_1') \mathcal{G}^0(\mathbf{x}_1', \mathbf{y}, \omega_n) \quad (\text{A.10})$$

where $V_F(\mathbf{x}_1, \mathbf{x}_1')$ is the Fock-potential

$$V_F(\mathbf{x}_1, \mathbf{x}_1') = V(\mathbf{x}_1 - \mathbf{x}_1') \int \frac{d\mathbf{k}'}{(2\pi)^2} \varphi_{\mathbf{k}'}^0(\mathbf{x}_1) \varphi_{\mathbf{k}'}^{0*}(\mathbf{x}_1'). \quad (\text{A.11})$$

Thus the corresponding retarded Green's function can be written as

$$G_R^F(\mathbf{x}, \mathbf{y}, \omega) = -\frac{1}{\hbar} \int \frac{d\mathbf{k}'}{(2\pi)^2} \int \frac{d\mathbf{k}''}{(2\pi)^2} \iint d\mathbf{x}_1 d\mathbf{x}'_1 \times \frac{\varphi_{\mathbf{k}'}^0(\mathbf{x}) \varphi_{\mathbf{k}'}^{0*}(\mathbf{x}_1)}{\omega - \xi_{\mathbf{k}'}^0/\hbar + i\eta} V_F(\mathbf{x}_1, \mathbf{x}'_1) \frac{\varphi_{\mathbf{k}''}^0(\mathbf{x}_1) \varphi_{\mathbf{k}''}^{0*}(\mathbf{y})}{\omega - \xi_{\mathbf{k}''}^0/\hbar + i\eta}. \quad (\text{A}\cdot 12)$$

The Fourier transform of eq. (A·12) is given by

$$G_R^F(\mathbf{x}, \mathbf{y}, \tau - \tau_0) = -\frac{1}{\hbar} \int \frac{d\mathbf{k}'}{(2\pi)^2} \int \frac{d\mathbf{k}''}{(2\pi)^2} \iint d\mathbf{x}_1 d\mathbf{x}'_1 \varphi_{\mathbf{k}'}^0(\mathbf{x}) \varphi_{\mathbf{k}'}^{0*}(\mathbf{x}_1) V_F(\mathbf{x}_1, \mathbf{x}'_1) \times \varphi_{\mathbf{k}''}^0(\mathbf{x}'_1) \varphi_{\mathbf{k}''}^{0*}(\mathbf{y}) \int \frac{d\omega}{2\pi} \frac{e^{-i\omega(\tau - \tau_0)}}{(\omega - \xi_{\mathbf{k}'}^0/\hbar + i\eta)(\omega - \xi_{\mathbf{k}''}^0/\hbar + i\eta)}. \quad (\text{A}\cdot 13)$$

Thus, as in the case of Hartree term, we can calculate the correction to $\varphi_{\mathbf{k}}^F(\mathbf{x}, \tau)$ by the Fock term from

$$\varphi_{\mathbf{k}}^{(1F)}(\mathbf{x}, \tau) = i \int d\mathbf{y} G_R^F(\mathbf{x}, \mathbf{y}, \tau - \tau_0) \varphi_{\mathbf{k}}(\mathbf{y}, \tau_0), \quad (\text{A}\cdot 14)$$

i.e.,

$$\varphi_{\mathbf{k}}^{(1F)}(\mathbf{x}) = - \iint d\mathbf{x}_1 d\mathbf{x}'_1 G_{\mathbf{k}}(\mathbf{x}; \mathbf{x}_1) V_F(\mathbf{x}_1, \mathbf{x}'_1) \varphi_{\mathbf{k}}^0(\mathbf{x}'_1), \quad (\text{A}\cdot 15)$$

where we omit the time-dependence of the wave functions and $G_{\mathbf{k}}(\mathbf{x}; \mathbf{x}_1)$ is defined by eq. (A·9). From Eqs. (A·8) and (A·15), we obtain eq. (2.13).

Appendix B: The calculation of the single-electron Green's function

To calculate the correction to the transmission probability we need only the asymptotic form of the $G_{\mathbf{k}}(\mathbf{x}, \mathbf{x}_1)$ at $z \rightarrow +\infty$. From eqs. (2.14), (2.3b) and (2.4) we have

$$G_{\mathbf{k}}(\mathbf{x}, \mathbf{x}_1) = \int \frac{dk'_y}{2\pi} \phi_{k'_y}^0(x, y) \phi_{k'_y}^{0*}(x_1, y_1) \cdot \int \frac{dk'_z}{2\pi} \frac{u_{k'_z}^0(z) u_{k'_z}^{0*}(z_1)}{\xi_{\mathbf{k}}^0 - \xi_{\mathbf{k}'}^0} \\ \equiv G_{k_y}(x, y; x_1, y_1) \cdot G_{k_z}(z; z_1), \quad (\text{B}\cdot 1)$$

Note that the energy eigenvalues $\xi_{\mathbf{k}}^0$ depend only on k_z and first we calculate $G_{k_y}(x, y; x_1, y_1)$:

$$G_{k_y}(x, y; x_1, y_1) \equiv \int \frac{dk'_y}{2\pi} \phi_{k'_y}^0(x, y) \phi_{k'_y}^{0*}(x_1, y_1) \\ = \frac{1}{\pi^{1/2} \ell_B} \int_{-L_x/2\ell_B^2}^{L_x/2\ell_B^2} \frac{dk'_y}{2\pi} e^{ik'_y(y-y_1)} \\ \times \exp \left[-\frac{(x + k'_y \ell_B^2)^2 + (x_1 + k'_y \ell_B^2)^2}{2\ell_B^2} \right]. \quad (\text{B}\cdot 2)$$

We let $L_x \rightarrow \infty$, then we obtain

$$G_{k_y}(x, y; x_1, y_1) = \frac{1}{2\pi \ell_B^2} \exp \left[-\frac{(x - x_1)^2 + (y - y_1)^2}{4\ell_B^2} \right] \\ \times \exp \left[-\frac{i(x + x_1)(y - y_1)}{2\ell_B^2} \right]. \quad (\text{B}\cdot 3)$$

Next we calculate $G_{k_z}(z; z_1)$ for $k_z > 0$:

$$G_{k_z}(z; z_1) \equiv \int \frac{dk'_z}{2\pi} \frac{u_{k'_z}^0(z) u_{k'_z}^{0*}(z_1)}{\xi_{\mathbf{k}}^0 - \xi_{\mathbf{k}'}^0}. \quad (\text{B}\cdot 4)$$

In treating the singularities of the integral, we replace k_z with $k_z + i\eta$ ($\eta \rightarrow +0$) so that we extract only the out going waves at $z \rightarrow +\infty$. Then, for $z_1 > 0$, from eqs. (2.4b) and (2.4c) we have

$$G_{k_z}(z; z_1) = \int_0^\infty \frac{dk'_z}{2\pi} \frac{|t_0|^2 e^{ik'_z(z-z_1)}}{\hbar v_F(k_z + i\eta - k'_z)} + \int_{-\infty}^0 \frac{dk'_z}{2\pi} \frac{(e^{ik'_z z} + r_0 e^{-ik'_z z})(e^{-ik'_z z_1} + r_0^* e^{ik'_z z_1})}{\hbar v_F(k_z + i\eta + k'_z)}, \quad (\text{B}\cdot 5)$$

where we used the linearized energy dispersion relation eq. (2.35). Since the integrands of the above integrals oscillate very rapidly for large z , the main contributions come from only such k'_z that the denominators vanish. Therefore we may extend the regions of the integrals to $(-\infty, \infty)$ and, after adding a contour of an infinitely large semi-circle, we obtain (see Fig. 7)

$$G_{k_z}(z; z_1) = \frac{1}{i\hbar v_F} \left\{ e^{ik_z(z-z_1)} + r_0 e^{ik_z(z+z_1)} \right\}. \quad (\text{B}\cdot 6)$$

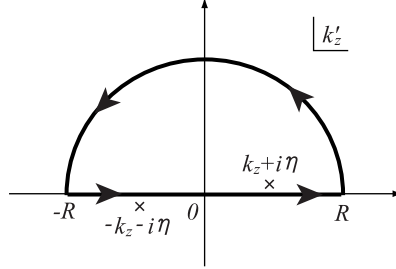


Fig. 7. The contour of the first integral in eq. (B.5) ($R \rightarrow \infty$).

Similarly, for $z_1 < 0$, we obtain

$$G_{k_z}(z; z_1) = \frac{1}{i\hbar v_F} t_0 e^{ik_z(z-z_1)}, \quad (\text{B}\cdot 7)$$

where we used the relation

$$t_0 r_0^* + t_0^* r_0 = 0, \quad (\text{B}\cdot 8)$$

which can be derived from a time reversal symmetry argument.

Thus from eqs. (B.1), (B.3), (B.6) and (B.7) we obtain eq. (2.17).

Appendix C: The calculations of the correction to the transmission amplitude by the perturbation theory

C.1 The derivation of eq. (2.20)

In eq. (2.20), because of $V(\mathbf{x}_1 - \mathbf{x}'_1)$, main contribution comes from the regions where z_1 and z'_1 are of the same sign. First we consider only the integration over k'_z in the Fock potential. When

both z_1 and z'_1 are positive, it is easily found that

$$\begin{aligned}
& \int_{-k_F}^{k_F} \frac{dk'_z}{2\pi} u_{k'_z}^0(z_1) u_{k'_z}^{0*}(z'_1) \\
&= |t_0|^2 \int_0^{k_F} \frac{dk'_z}{2\pi} e^{ik'_z(z_1-z'_1)} + |r_0|^2 \int_{-k_F}^0 \frac{dk'_z}{2\pi} e^{-ik'_z(z_1-z'_1)} \\
&+ \int_{-k_F}^0 \frac{dk'_z}{2\pi} e^{ik'_z(z_1-z'_1)} + \int_{-k_F}^0 \frac{dk'_z}{2\pi} \left[r_0^* e^{ik'_z(z_1+z'_1)} + c.c. \right] \\
&= \frac{\sin[k_F(z_1 - z'_1)]}{\pi(z_1 - z'_1)} \\
&+ |r_0| \frac{\sin[k_F(z_1 + z'_1) + \arg r_0] - \sin(\arg r_0)}{\pi(z_1 + z'_1)}. \tag{C.1}
\end{aligned}$$

Similarly, when both z_1 and z'_1 are negative, it is easily found that

$$\begin{aligned}
& \int_{-k_F}^{k_F} \frac{dk'_z}{2\pi} u_{k'_z}^0(z_1) u_{k'_z}^{0*}(z'_1) \\
&= \frac{\sin[k_F(z_1 - z'_1)]}{\pi(z_1 - z'_1)} + |r_0| \frac{\sin[k_F(z_1 + z'_1) - \arg r_0] + \sin(\arg r_0)}{\pi(z_1 + z'_1)}. \tag{C.2}
\end{aligned}$$

Next we transform z_1 and z'_1 into $z_2 = z_1 + z'_1$ and $z'_2 = z_1 - z'_1$, respectively. Then the left side of eq. (2.20) becomes

$$\begin{aligned}
& \frac{t_0 r_0 |r_0|}{2\pi i \hbar v_F} e^{ik_z z} \int_{-\infty}^{\infty} dz'_2 V(x_1 - x'_1, y_1 - y'_1, z'_2) \\
& \times \left[\int_0^{\infty} dz_2 \frac{e^{ik_z z_2}}{z_2} \sin(k_F z_2 + \arg r_0) + \int_{-\infty}^0 dz_2 \frac{e^{-ik_z z_2}}{z_2} \sin(k_F z_2 - \arg r_0) \right] \\
&= \frac{t_0 r_0 |r_0|}{\pi i \hbar v_F} e^{ik_z z} \tilde{V}(x_1 - x'_1, y_1 - y'_1; 0) \int_0^{\infty} dz_2 \frac{e^{ik_z z_2}}{z_2} \sin(k_F z_2 + \arg r_0), \tag{C.3}
\end{aligned}$$

where $\tilde{V}(x_1 - x'_1, y_1 - y'_1; k_z)$ is the Fourier transform for only z component

$$\tilde{V}(x_1 - x'_1, y_1 - y'_1; k_z) \equiv \int_{-\infty}^{\infty} dz'_2 V(x_1 - x'_1, y_1 - y'_1, z'_2) e^{-ik_z z'_2}. \tag{C.4}$$

Since the expression for the electron density, eq. (2.18), is only valid at large distances $|z|$, we restrict the integration in eq. (C.3) in the regions $|z| \geq d$. At low temperatures, the electronic conduction is determined entirely by electrons with energy close to the Fermi energy. Therefore in the integral in eq. (C.3), we leave only the terms which are divergent for $k_z \rightarrow k_F$. Then, we find that the integral becomes

$$\frac{i}{2} e^{-i \arg r_0} \int_d^{\infty} dz_2 \frac{\cos[(k_z - k_F)z_2]}{z_2}, \tag{C.5}$$

and that for $|k_z - k_F|d \ll 1$ eq. (C.3) reduces to

$$\frac{t_0 |r_0|^2}{2\pi \hbar v_F} \tilde{V}(x_1 - x'_1, y_1 - y'_1; 0) e^{ik_z z} \ln \left(\frac{1}{|k_z - k_F|d} \right). \tag{C.6}$$

C.2 The derivation of eq. (2.22)

The integral over k'_y in eq. (2.21) is easily found to be

$$\begin{aligned} & \int \frac{dk'_y}{2\pi} \phi_{k'_y}^0(x_1, y_1) \phi_{k'_y}^{0*}(x'_1, y'_1) \\ &= \frac{1}{2\pi\ell_B^2} \exp\left[-\frac{(x_1 - x'_1)^2 + (y_1 - y'_1)^2}{4\ell_B^2}\right] \exp\left[-\frac{i(x_1 + x'_1)(y_1 - y'_1)}{2\ell_B^2}\right]. \end{aligned} \quad (\text{C.7})$$

Then we find that eq. (2.21) is given by

$$\begin{aligned} \varphi_{\mathbf{k}}^{(1F)}(\mathbf{x}) &= -\frac{t_0|r_0|^2}{2\pi\hbar v_F} \ln\left(\frac{1}{|k_z - k_F|d}\right) \cdot e^{ik_z z} \iiint_{-\infty}^{\infty} dx_1 dy_1 dx'_1 dy'_1 \\ &\times \left\{ \frac{1}{2\pi\ell_B^2} \exp\left[-\frac{(x_1 - x_1')^2 + (y_1 - y_1')^2}{4\ell_B^2}\right] \exp\left[-\frac{i(x_1 + x_1')(y_1 - y_1')}{2\ell_B^2}\right] \right\} \\ &\times \left\{ \frac{1}{2\pi\ell_B^2} \exp\left[-\frac{(x_1 - x'_1)^2 + (y_1 - y'_1)^2}{4\ell_B^2}\right] \exp\left[-\frac{i(x_1 + x'_1)(y_1 - y'_1)}{2\ell_B^2}\right] \right\} \\ &\times \frac{1}{\pi^{1/4}\ell_B^{1/2}} \exp\left[-\frac{(x'_1 + k_y\ell_B^2)^2}{2\ell_B^2}\right] e^{ik_y y'_1} \tilde{V}_s(x_1 - x'_1, y_1 - y'_1; 0). \end{aligned} \quad (\text{C.8})$$

After performing the integrals, we find that

$$\varphi_{\mathbf{k}}^{(1F)}(\mathbf{x}) = -\alpha_2(B)t_0(1 - |t_0|^2) \ln\left(\frac{1}{|k_z - k_F|d}\right) \phi_{k_y}^0(x, y) e^{ik_z z}, \quad (\text{C.9})$$

with

$$\alpha_2(B) \equiv \frac{1}{2\pi^2\hbar v_F} \int_0^\infty q_\perp dq_\perp e^{-q_\perp^2 \ell_B^2/2} \hat{V}_s(\mathbf{q}_\perp, 0), \quad (\text{C.10})$$

where $\hat{V}_s(\mathbf{q}_\perp, 0)$ is the screened coulomb interaction with $q_z = 0$, i.e.,

$$\hat{V}_s(\mathbf{q}_\perp, 0) = \frac{e^2}{q_\perp^2 \varepsilon(\mathbf{q}_\perp, 0)}, \quad (\text{C.11})$$

$\varepsilon(\mathbf{q}_\perp, 0)$ being given by eq. (D.19).

C.3 The derivation of eq. (2.26)

From eq. (B.6) and (B.7), we have

$$\begin{aligned} & \int_{-\infty}^{\infty} dz_1 G_{k_z}(z; z_1) \left[\int_{|z_2| \geq d} dz_2 V(\mathbf{x}_1 - \mathbf{x}_2) n(z_2) \right] u_{k_z}^0(z_1) \\ &= \frac{t_0}{i\hbar v_F} e^{ik_z z} \int_{-\infty}^{\infty} dz_1 \int_{|z_2| \geq d} dz_2 V(\mathbf{x}_1 - \mathbf{x}_2) n(z_2) \\ &+ \frac{t_0 r_0}{i\hbar v_F} e^{ik_z z} \left(\int_{-\infty}^0 dz_1 e^{-2ik_z z_1} + \int_0^\infty dz_1 e^{2ik_z z_1} \right) \int_{|z_2| \geq d} dz_2 V(\mathbf{x}_1 - \mathbf{x}_2) n(z_2), \end{aligned} \quad (\text{C.12})$$

where the integrations over z_2 are done for $|z_2| \geq d$ because the expression for the electron density $n(z_2)$ is valid only at large distances $|z_2|$. In eq. (C.12), we neglect the first term of the right hand

side because its integrand oscillates and its contribution to the integral is very small. Then the right hand side of eq. (C·12) is easily found to be

$$\frac{t_0 r_0}{i \hbar v_F} e^{ik_z z} \left[\int_{-\infty}^{\infty} dz_1 \cos(2k_z z_1) + 2i \int_0^{\infty} dz_1 \sin(2k_z z_1) \right] \int_{|z_2| \geq d} dz_2 V(\mathbf{x}_1 - \mathbf{x}_2) n(z_2). \quad (\text{C} \cdot 13)$$

Here we consider the integral with $\cos(2k_z z_1)$:

$$I_1 \equiv \int_{-\infty}^{\infty} dz_1 \cos(2k_z z_1) \int_{|z_2| \geq d} dz_2 V(\mathbf{x}_1 - \mathbf{x}_2) n(z_2). \quad (\text{C} \cdot 14)$$

Changing the integration over z_1 to that over $z'_1 \equiv z_1 - z_2$ and making use of that $V(\mathbf{x}_1 - \mathbf{x}_2)$ is an even function of the arguments, we easily find that

$$I_1 = \tilde{V}(x_1 - x_2, y_1 - y_2; 2k_z) \int_{|z_2| \geq d} dz_2 \cos(2k_z z_2) n(z_2), \quad (\text{C} \cdot 15)$$

where we used eq. (C·4).

In the integral over z_2 , we leave only the term which is divergent at $k_z \rightarrow k_F$. Then from eq. (2.18) we easily find that

$$\begin{aligned} I_1 &= -\frac{|r_0|}{2\pi} \tilde{V}(x_1 - x_2, y_1 - y_2; 2k_z) \int_d^{\infty} \frac{dz_2}{z_2} \sin[2(k_z - k_F)z_2 - \arg r_0] \\ &= \frac{|r_0|}{2\pi} \tilde{V}(x_1 - x_2, y_1 - y_2; 2k_z) \sin(\arg r_0) \ln \left(\frac{1}{|k_z - k_F|d} \right). \end{aligned} \quad (\text{C} \cdot 16)$$

In the same way, we can calculate the other term in eq. (C·13) and we find that the right side of eq. (C·12) becomes

$$\frac{t_0 |r_0|^2}{2\pi \hbar v_F} e^{ik_z z} \tilde{V}(x_1 - x_2, y_1 - y_2; 2k_F) \ln \left(\frac{1}{|k_z - k_F|d} \right), \quad (\text{C} \cdot 17)$$

where we have replaced $2k_z$ with $2k_F$ in the potential.

C.4 The derivation of eq. (2.28)

We easily find that $\tilde{V}(x_1 - x_2, y_1 - y_2; 2k_F)$ in eq. (2.26) is given by

$$\tilde{V}(x_1 - x_2, y_1 - y_2; 2k_F) = \frac{e^2}{2\pi\epsilon} K_0 \left[\left\{ (x_1 - x_2)^2 + (y_1 - y_2)^2 \right\}^{1/2} \cdot 2k_F \right], \quad (\text{C} \cdot 18)$$

where $K_0(r)$ is the modified Bessel function. Then from eqs. (B·3) and (C·17), we find that eq. (2.26) becomes

$$\begin{aligned} \varphi_{\mathbf{k}}^{(1H)}(\mathbf{x}) &= \frac{t_0 |r_0|^2}{2\pi \hbar v_F} \frac{e^2}{2\pi\epsilon} \ln \left(\frac{1}{|k_z - k_F|d} \right) \cdot e^{ik_z z} \\ &\times \iiint \int_{-\infty}^{\infty} dx_1 dy_1 dx_2 dy_2 \left\{ \frac{1}{2\pi \ell_B^2} \exp \left[-\frac{1}{4\ell_B^2} (x - x_1)^2 \right] \right. \\ &\times \exp \left[-\frac{1}{4\ell_B^2} (y - y_1)^2 \right] \exp \left[-\frac{1}{2\ell_B^2} (x + x_1)(y - y_1) \right] \Big\} \end{aligned}$$

$$\begin{aligned} & \times \frac{1}{\pi^{1/4} \ell_B^{1/2}} \exp \left[-\frac{1}{2\ell_B^2} (x_1 + k_y \ell_B^2)^2 \right] e^{ik_y y_1} \\ & \times \frac{1}{2\pi \ell_B^2} K_0 \left[\left\{ (x_1 - x_2)^2 + (y_1 - y_2)^2 \right\}^{1/2} \cdot 2k_F \right]. \end{aligned} \quad (\text{C}\cdot 19)$$

We first do the integrations over x_2 and y_2 , and using the formula

$$\int_0^\infty r K_0(r) dr = 1, \quad (\text{C}\cdot 20)$$

we have

$$\begin{aligned} \varphi_{\mathbf{k}}^{(1H)}(\mathbf{x}) &= \frac{t_0 |r_0|^2}{2\pi \hbar v_F} \frac{e^2}{2\pi \epsilon} \ln \left(\frac{1}{|k_z - k_F|d} \right) \phi_{k_y}^0(x, y) \frac{1}{4k_F^2 \ell_B^2} e^{ik_z z} \\ &= \alpha_1(B) t_0 (1 - |t_0|^2) \ln \left(\frac{1}{|k_z - k_F|d} \right) \phi_{k_y}^0(x, y) e^{ik_z z}, \end{aligned} \quad (\text{C}\cdot 21)$$

where

$$\begin{aligned} \alpha_1(B) &\equiv \frac{1}{2\pi \hbar v_F} \frac{e^2}{2\pi \epsilon} \frac{1}{4k_F^2 \ell_B^2} \\ &= \frac{\kappa^2}{4k_F^2}. \end{aligned} \quad (\text{C}\cdot 22)$$

Appendix D: The Screened Coulomb Interaction by RPA

Below we will consider the case of zero-temperature, and we will not take into account the effects of the barrier on the screening, for simplicity. Suppose we put an external charge

$$Q(\mathbf{x}, t) = Q_{\mathbf{q}} e^{i(\mathbf{q} \cdot \mathbf{x} - \omega t)} \quad (\text{D}\cdot 1)$$

in the system, where \mathbf{q} is a three-dimensional vector (below \mathbf{k} will be a two-dimensional vector in y - z plane, and we define $\mathbf{k} \pm \mathbf{q} \equiv (k_y \pm q_y, k_z \pm q_z)$). Then the electron density induced by this external charge is given by

$$Q'(\mathbf{x}, t) = \chi(\mathbf{q}, \omega) Q(\mathbf{x}, t). \quad (\text{D}\cdot 2)$$

Here $\chi(\mathbf{q}, \omega)$ is the density response function defined by¹⁴⁾

$$\chi(\mathbf{q}, \omega) = \frac{1}{i\hbar} \hat{V}(\mathbf{q}) \int_0^\infty dt \langle [\rho_{-\mathbf{q}}, \rho_{\mathbf{q}}(t)] \rangle e^{i\omega t - \eta t}, \quad (\text{D}\cdot 3)$$

where $\langle \dots \rangle$ indicates the thermal average, $\hat{V}(\mathbf{q})$ is the Fourier component of the coulomb interaction potential

$$\hat{V}(\mathbf{q}) = \frac{e^2}{\epsilon q^2}, \quad (\text{D}\cdot 4)$$

and $\rho_{\mathbf{q}}$ is the electron density operator

$$\begin{aligned} \rho_{\mathbf{q}} &= \int d\mathbf{x} \hat{\psi}^\dagger(\mathbf{x}) \hat{\psi}(\mathbf{x}) e^{-i\mathbf{q} \cdot \mathbf{x}} \\ &= \sum_{\mathbf{k}} a_{\mathbf{k}-\mathbf{q}}^\dagger a_{\mathbf{k}} \exp \left[i \frac{\ell_B^2}{2} q_x (2k_y - q_y) - \frac{\ell_B^2}{4} (q_x^2 + q_y^2) \right]. \end{aligned} \quad (\text{D}\cdot 5)$$

We define the Matsubara Green's function $\mathcal{D}(\mathbf{q}, \omega_n)$,

$$\mathcal{D}(\mathbf{q}, \omega_n) = \int_0^{\beta\hbar} d\tau \langle \rho_{\mathbf{q}}(\tau) \rho_{-\mathbf{q}} \rangle e^{i\omega_n \tau}, \quad (\text{D}\cdot 6)$$

where $\omega_n = \pi k_B T(2n + 1)/\hbar$, n being an integer. Then $\chi(\mathbf{q}, \omega)$ can be expressed in terms of $\mathcal{D}(\mathbf{q}, \omega_n)$ by analytic continuation

$$\chi(\mathbf{q}, \omega) = \frac{\hat{V}(\mathbf{q})}{\hbar} \mathcal{D}(\mathbf{q}, -i\omega + \eta). \quad (\text{D}\cdot 7)$$

From eq. (D·5), we find

$$\begin{aligned} \mathcal{D}(\mathbf{q}, \omega_n) = & \exp \left[-\frac{\ell_B^2}{2} (q_x^2 + q_y^2) \right] \\ & \times \sum_{\mathbf{k}_1, \mathbf{k}_2} \int_0^{\beta\hbar} d\tau \left\langle a_{\mathbf{k}_1 - \mathbf{q}}^\dagger(\tau) a_{\mathbf{k}_1}(\tau) a_{\mathbf{k}_2 + \mathbf{q}}^\dagger a_{\mathbf{k}_2} \right\rangle e^{i\omega_n \tau} \exp [i\ell_B^2 q_x (k_{1y} - k_{2y} - q_y)]. \end{aligned} \quad (\text{D}\cdot 8)$$

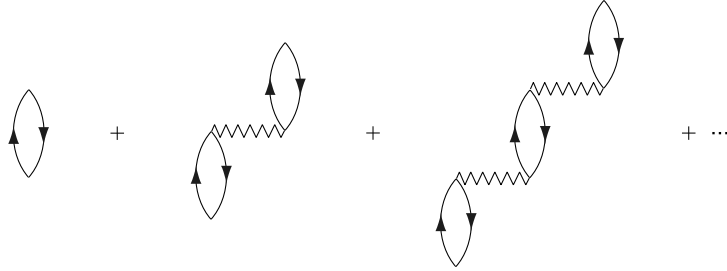


Fig. 8. Feynman diagram for $\mathcal{D}(\mathbf{q}, \omega_n)$.

In calculating $\mathcal{D}(\mathbf{q}, \omega_n)$ using Feynman diagram, among the various terms we retain only those corresponding to the diagrams shown in Fig. 8. Then we obtain

$$\mathcal{D}(\mathbf{q}, \omega_n) = \frac{\mathcal{D}^0(\mathbf{q}, \omega_n)}{1 - \hat{V}(\mathbf{q}) \mathcal{D}^0(\mathbf{q}, \omega_n)},$$

where

$$\begin{aligned} \mathcal{D}^0(\mathbf{q}, \omega_n) = & \exp \left[-\frac{\ell_B^2}{2} (q_x^2 + q_y^2) \right] \\ & \times \sum_{\mathbf{k}} \frac{1}{\beta\hbar} \sum_{\nu_n} \mathcal{F}^0(\mathbf{k}, \nu_n) \mathcal{F}^0(\mathbf{k} - \mathbf{q}, \omega_n + \nu_n), \end{aligned} \quad (\text{D}\cdot 9)$$

with $\nu_n = \pi k_B T(2n + 1)/\hbar$, n being an integer and $\mathcal{F}^0(\mathbf{k}, \nu_n)$ is the Matsubara Green's function for free electrons

$$\mathcal{F}^0(\mathbf{k}, \nu_n) = \frac{1}{i\nu_n - \xi_{\mathbf{k}}/\hbar}. \quad (\text{D}\cdot 10)$$

It is easy to calculate $\mathcal{D}^0(\mathbf{q}, \omega_n)$:

$$\begin{aligned} \mathcal{D}^0(\mathbf{q}, \omega_n) = & \exp \left[-\frac{\ell_B^2}{2} (q_x^2 + q_y^2) \right] \\ & \times \sum_{\mathbf{k}} \frac{f_F(\xi_{\mathbf{k}}/\hbar) - f_F(\xi_{\mathbf{k}-\mathbf{q}}/\hbar)}{(\xi_{\mathbf{k}} - \xi_{\mathbf{k}-\mathbf{q}})/\hbar + i\omega_n} \end{aligned} \quad (\text{D}\cdot 11)$$

where $f_F(\xi_{\mathbf{p}}/\hbar)$ is the Fermi distribution function.

The dielectric function is defined as

$$\varepsilon(\mathbf{q}, \omega) = \frac{\epsilon Q(\mathbf{x}, t)}{Q'(\mathbf{x}, t) + Q(\mathbf{x}, t)} = \frac{\epsilon}{1 + \chi(\mathbf{q}, \omega)}, \quad (\text{D}\cdot 12)$$

hence we have

$$\varepsilon(\mathbf{q}, \omega) = \epsilon \left[1 - \hat{V}(\mathbf{q}) \Pi(\mathbf{q}, \omega) \right], \quad (\text{D}\cdot 13)$$

where

$$\Pi(\mathbf{q}, \omega) \equiv \mathcal{D}^0(\mathbf{q}, -i\omega + \eta), \quad (\text{D}\cdot 14)$$

and ϵ is the dielectric permittivity of the matter.

The screened interaction is given by

$$\hat{V}_s(\mathbf{q}, \omega) = \frac{e^2}{q^2 \varepsilon(\mathbf{q}, \omega)}, \quad (\text{D}\cdot 15)$$

and its real space representation is defined as

$$V_s(\mathbf{x}, \omega) = \int \frac{d\mathbf{q}}{(2\pi)^3} \hat{V}_s(\mathbf{q}, \omega) e^{i\mathbf{q}\cdot\mathbf{x}}. \quad (\text{D}\cdot 16)$$

When the effective interaction is frequency dependent, the second term of the right hand side of eq. (2.12) should be replaced by

$$- \sum_{n'} V_s(\mathbf{x}_1 - \mathbf{x}'_1, i\omega_n - i\omega_{n'}) \mathcal{G}^0(x'_1, x_1; \omega_{n'}), \quad (\text{D}\cdot 17)$$

where replacing ω with $i\omega_n$ means the analytic continuation. The Feynman diagram for this term is shown in Fig. 9.



Fig. 9. The Fock self-energy in terms of the screened coulomb interaction

As for this term, the treatment of the problem in this paper is based on the assumption that only the electronic states near the Fermi level are relevant. It means that only the small energies are relevant, and we may replace $V_s(\mathbf{x}_1 - \mathbf{x}'_1, \omega_n - \omega_{n'})$ with $V_s(\mathbf{x}_1 - \mathbf{x}'_1, 0)$ in eq. (D·17). Thus we replace $\tilde{V}(x_1 - x'_1, y_1 - y'_1; 0)$ with $\tilde{V}_s(x_1 - x'_1, y_1 - y'_1; 0)$ in eq. (2.20), where

$$\tilde{V}_s(x, y; k_z) = \int_{-\infty}^{\infty} dz V_s(\mathbf{x}, 0) e^{-ik_z z}. \quad (\text{D}\cdot 18)$$

From eq. (2.20) we find that the Fock correction term is given by $\tilde{V}_s(\mathbf{q}, 0)$ with $q_z = 0$. Putting $q_z = 0$ in eq. (D·13), we find that

$$\varepsilon(\mathbf{q}_{\perp}, 0) = \epsilon \left\{ 1 + \frac{\kappa^2}{q_{\perp}^2} \exp \left[-\frac{1}{2} (\ell_B q_{\perp})^2 \right] \right\}, \quad (\text{D}\cdot 19)$$

where $\mathbf{q}_\perp \equiv (q_x, q_y, 0)$ and

$$\kappa \equiv \sqrt{\frac{m\epsilon^2}{4\pi^2\epsilon\hbar^2k_F\ell_B^2}}. \quad (\text{D}\cdot 20)$$

As regards the Hartree term, it may seem consistent to replace $V(\mathbf{x}_1 - \mathbf{x}_2)$ in the first term of the right hand side of eq. (2.12) with $V_s(\mathbf{x}_1 - \mathbf{x}_2, 0)$. It is, however, not a correct procedure. The above mentioned replacement can be expressed by Feynman diagrams in Fig. 10. On the

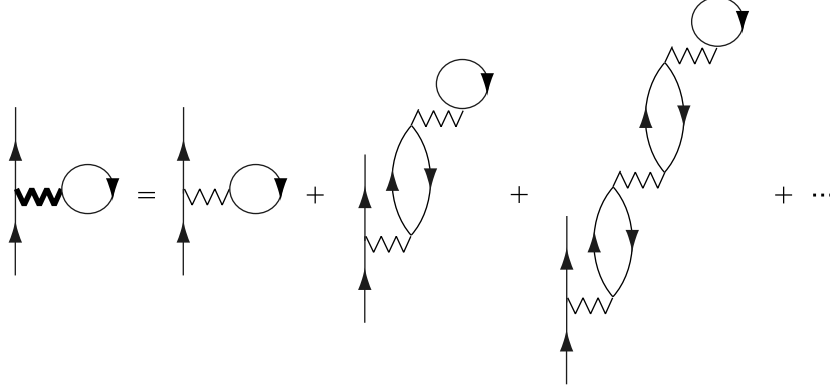


Fig. 10. The Hartree correction in terms of the screened Coulomb interaction

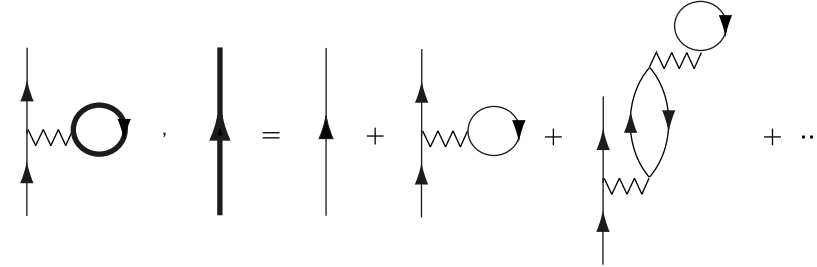


Fig. 11. The Hartree correction in terms of the one-electron Green's function

other hand, this term can be interpreted as the correction to the one-electron Green's function as is shown in Fig. 11. In the subsection 2.2 we take into account the higher order correction, which can be interpreted as the corrections to the one-electron states. Therefore, if we replace the Coulomb interaction with the screened interaction, it gives rise to the overcounting of the corrections.

In other words, the effects of the Hartree terms are essentially the screening of the barrier potential, and the screening should not be counted twice. Thus, in the Hartree term, we should keep the bare Coulomb potential in eq. (2.12).

Appendix E: The derivation of eq. (2.36)

First we consider only the Hartree term. The 1st-order Hartree correction to the transmitted wave with cutoff Λ_0 can be written as

$$\begin{aligned}\varphi_{\mathbf{k}}^{(1H)}(\mathbf{x}, \Lambda_0) &= \int d\mathbf{x}_1 G_{\mathbf{k}}(\mathbf{x}; \mathbf{x}_1) V_H(\mathbf{x}_1) \varphi_{\mathbf{k}}^0(\mathbf{x}_1) \\ &= \iint dx_1 dy_1 G_{k_y}(x, y; x_1, y_1) \phi_{k_y}^0(x_1, y_1) \iint \frac{dx_2 dy_2}{2\pi \ell_B^2} u_{k_z}^{1H}(\mathbf{x}', \Lambda_0),\end{aligned}\quad (\text{E.1})$$

where $\mathbf{x}' = (x_1 - x_2, y_1 - y_2, z)$ and

$$u_{k_z}^{1H}(\mathbf{x}', \Lambda_0) \equiv \int dz_1 G_{k_z}(z; z_1) \left[\int dz_2 V_s(\mathbf{x}_1 - \mathbf{x}_2) n(z_2) \right] u_{k_z}^0(z_1). \quad (\text{E.2})$$

Here only $u_{k_z}^{1H}(\mathbf{x}', \Lambda_0)$ is dependent on the cutoff. Within the strip shown in Fig. 5, using linearized energy dispersion, the single-electron Green's function for noninteracting electrons can be written as (see eq. (B.4))

$$\begin{aligned}G_{k_z}(z; z_1) &= \int_{k_F - \Lambda_0}^{k_F + \Lambda_0} \frac{dk'_z}{2\pi} \frac{u_{k'_z}^0(z) u_{k'_z}^{0*}(z_1)}{\xi_{\mathbf{k}}^0 - \xi_{\mathbf{k}'}^0} \\ &= \frac{1}{2\pi \hbar v_F} \int_{-\Lambda_0}^{-s\Lambda_0} d\tilde{k}'_z \frac{u_{\tilde{k}'_z + k_F}^0(z) u_{\tilde{k}'_z + k_F}^{0*}(z_1)}{k_z - \tilde{k}'_z - k_F} \\ &\quad + \frac{1}{2\pi \hbar v_F} \int_{-s\Lambda_0}^{s\Lambda_0} d\tilde{k}'_z \frac{u_{\tilde{k}'_z + k_F}^0(z) u_{\tilde{k}'_z + k_F}^{0*}(z_1)}{k_z - \tilde{k}'_z - k_F} \\ &\quad + \frac{1}{2\pi \hbar v_F} \int_{s\Lambda_0}^{\Lambda_0} d\tilde{k}'_z \frac{u_{\tilde{k}'_z + k_F}^0(z) u_{\tilde{k}'_z + k_F}^{0*}(z_1)}{k_z - \tilde{k}'_z - k_F} \\ &\equiv G_{k_z}^{(A)}(z; z_1) + G_{k_z}^{(B)}(z; z_1) + G_{k_z}^{(C)}(z; z_1),\end{aligned}\quad (\text{E.3})$$

where (A), (B) and (C) denote the regions of $-\Lambda_0 \leq \tilde{k}'_z \leq -s\Lambda_0$, $-s\Lambda_0 \leq \tilde{k}'_z \leq s\Lambda_0$ and $s\Lambda_0 \leq \tilde{k}'_z \leq \Lambda_0$, respectively. Similarly, the electron density $n(z_2)$ can be written as

$$\begin{aligned}n(z_2) &= \int_{k_F - \Lambda_0}^{k_F} \frac{dk_z}{2\pi} |u_{k_z}^0(z_2)|^2 \\ &= \int_{-\Lambda_0}^{-s\Lambda_0} \frac{d\tilde{k}_z}{2\pi} |u_{\tilde{k}_z + k_F}^0(z_2)|^2 + \int_{-s\Lambda_0}^0 \frac{d\tilde{k}_z}{2\pi} |u_{\tilde{k}_z + k_F}^0(z_2)|^2 \\ &\equiv n^{(A)}(z_2) + n^{(B)}(z_2).\end{aligned}\quad (\text{E.4})$$

Thus $u_{k_z}^{(1H)}(\mathbf{x}', \Lambda_0)$ is of the form

$$\begin{aligned}u_{k_z}^{(1H)}(\mathbf{x}', \Lambda_0) &= \int dz_1 G_{k_z}^{(A)}(z; z_1) \left[\int dz_2 V(\mathbf{x}_1 - \mathbf{x}_2) n^{(A)}(z_2) \right] u_{k_z}^0(z_1) \\ &\quad + \int dz_1 G_{k_z}^{(A)}(z; z_1) \left[\int dz_2 V(\mathbf{x}_1 - \mathbf{x}_2) n^{(B)}(z_2) \right] u_{k_z}^0(z_1)\end{aligned}$$

$$\begin{aligned}
& + \int dz_1 G_{k_z}^{(B)}(z; z_1) \left[\int dz_2 V(\mathbf{x}_1 - \mathbf{x}_2) n^{(A)}(z_2) \right] u_{k_z}^0(z_1) \\
& + \int dz_1 G_{k_z}^{(B)}(z; z_1) \left[\int dz_2 V(\mathbf{x}_1 - \mathbf{x}_2) n^{(B)}(z_2) \right] u_{k_z}^0(z_1) \\
& + \int dz_1 G_{k_z}^{(C)}(z; z_1) \left[\int dz_2 V(\mathbf{x}_1 - \mathbf{x}_2) n^{(A)}(z_2) \right] u_{k_z}^0(z_1) \\
& + \int dz_1 G_{k_z}^{(C)}(z; z_1) \left[\int dz_2 V(\mathbf{x}_1 - \mathbf{x}_2) n^{(B)}(z_2) \right] u_{k_z}^0(z_1). \tag{E.5}
\end{aligned}$$

We find that the 4th term of the right hand side in eq. (E.5) can be written as $u_{k_z}^{(1H)}(\mathbf{x}_0, s\Lambda_0)$, hence

$$u_{k_z}^{(1H)}(\mathbf{x}', \Lambda_0) = u_{k_z}^{(1H)}(\mathbf{x}', s\Lambda_0) + \delta u_{k_z}^{(1H)}(\mathbf{x}', \Lambda_0), \tag{E.6}$$

where

$$\begin{aligned}
\delta u_{k_z}^{(1H)}(\mathbf{x}', \Lambda_0) & \equiv \int dz_1 G_{k_z}^{(A)}(z; z_1) \left[\int dz_2 V_s(\mathbf{x}_1 - \mathbf{x}_2) n^{(A)}(z_2) \right] u_{k_z}^0(z_1) \\
& + \int dz_1 G_{k_z}^{(A)}(z; z_1) \left[\int dz_2 V(\mathbf{x}_1 - \mathbf{x}_2) n^{(B)}(z_2) \right] u_{k_z}^0(z_1) \\
& + \int dz_1 G_{k_z}^{(B)}(z; z_1) \left[\int dz_2 V(\mathbf{x}_1 - \mathbf{x}_2) n^{(A)}(z_2) \right] u_{k_z}^0(z_1) \\
& + \int dz_1 G_{k_z}^{(C)}(z; z_1) \left[\int dz_2 V(\mathbf{x}_1 - \mathbf{x}_2) n^{(A)}(z_2) \right] u_{k_z}^0(z_1) \\
& + \int dz_1 G_{k_z}^{(C)}(z; z_1) \left[\int dz_2 V(\mathbf{x}_1 - \mathbf{x}_2) n^{(B)}(z_2) \right] u_{k_z}^0(z_1), \tag{E.7}
\end{aligned}$$

The 1st and 4th terms of the right hand side in eq. (E.7) are the order of $(1-s)^2$, and we neglect them. Here we consider only most divergent terms at low temperature which we used in the calculations of the perturbation theory. Then we have

$$\delta u_{k_z}^{(1H)}(\mathbf{x}', \Lambda_0) = \frac{t_0(1-|t_0|^2)}{2\pi\hbar v_F} \tilde{V}(x_1 - x_2, y_1 - y_2; 2k_F) \ln\left(\frac{1}{s}\right) \cdot e^{ik_z z}. \tag{E.8}$$

We put it into eq. (E.1) and perform the integrations of x and y directions. Then the transmitted wave within 1st Born approximation by Hartree term is written as

$$\begin{aligned}
\varphi_{\mathbf{k}}^{(H)}(\mathbf{x}) & = t_0 e^{ik_z z} \phi_{k_y}^0(x, y) + \varphi_{\mathbf{k}}^{(1H)}(\mathbf{x}, \Lambda_0) \\
& = t_0 e^{ik_z z} \phi_{k_y}^0(x, y) \\
& \quad + \varphi_{\mathbf{k}}^{(1H)}(\mathbf{x}, s\Lambda_0) + \alpha_1(B) t_0 (1 - |t_0|^2) \ln\left(\frac{1}{s}\right) \cdot e^{ik_z z} \phi_{k_y}^0(x, y) \\
& \equiv \left\{ t_0 + \delta t^{(1H)} \right\} e^{ik_z z} \phi_{k_y}^0(x, y) + \varphi_{\mathbf{k}}^{(1H)}(\mathbf{x}, s\Lambda_0), \tag{E.9}
\end{aligned}$$

where

$$\delta t^{(1H)} \equiv \alpha_1(B) t_0 (1 - |t_0|^2) \ln\left(\frac{1}{s}\right). \tag{E.10}$$

Similarly, the transmitted wave within 1st Born approximation by Fock term is written as

$$\begin{aligned}
\varphi_{\mathbf{k}}^{(F)}(\mathbf{x}) &= t_0 e^{ik_z z} \phi_{k_y}^0(x, y) + \varphi_{\mathbf{k}}^{(1F)}(\mathbf{x}, \Lambda_0) \\
&= t_0 e^{ik_z z} \phi_{k_y}^0(x, y) \\
&\quad + \varphi_{\mathbf{k}}^{(1F)}(\mathbf{x}, s\Lambda_0) - \alpha_2(B) t_0 (1 - |t_0|^2) \ln \left(\frac{1}{s} \right) \cdot e^{ik_z z} \phi_{k_y}^0(x, y) \\
&\equiv \left\{ t_0 + \delta t^{(1F)} \right\} e^{ik_z z} \phi_{k_y}^0(x, y) + \varphi_{\mathbf{k}}^{(1F)}(\mathbf{x}, s\Lambda_0).
\end{aligned} \tag{E.11}$$

with

$$\delta t^{(1F)} = -\alpha_2(B) t_0 (1 - |t_0|^2) \ln \left(\frac{1}{s} \right). \tag{E.12}$$

Therefore the transmitted wave within the present approximation is of the form

$$\varphi_{\mathbf{k}}(\mathbf{x}) = \{t_0 + \delta t\} e^{ik_z z} \phi_{k_y}^0(x, y) + \left(\varphi_{\mathbf{k}}^{(1H)}(\mathbf{x}, s\Lambda_0) + \varphi_{\mathbf{k}}^{(1F)}(\mathbf{x}, s\Lambda_0) \right), \tag{E.13}$$

where

$$\delta t = -\alpha(B) t_0 (1 - |t_0|^2) \ln \left(\frac{1}{s} \right). \tag{E.14}$$

Thus we find that $\varphi_{\mathbf{k}}(\mathbf{x})$ does not change if we reduce cutoff from Λ_0 to $s\Lambda_0$ replacing t_0 with $t_0 + \delta t$ at the same time. The transmission probability changes:

$$\mathcal{T}_0 = |t_0|^2 \rightarrow \mathcal{T}_0 + \delta \mathcal{T} \equiv |t_0 + \delta t|^2, \tag{E.15}$$

and we obtain eq. (2.36), where in stead of Λ_0 , we use the energy $E_0 \equiv \hbar v_F \Lambda_0$, $E \equiv \hbar v_F s \Lambda_0$.

- 1) C. L. Kane and M. P. A. Fisher: Phys. Rev. Lett. **68** (1992) 1220.
- 2) A. Furusaki and N. Nagaosa: Phys. Rev. B **47** (1993) 4631.
- 3) K. A. Matveev, Dongxiao Yue, and L. I. Glazman: Phys. Rev. Lett. **71** (1993) 3351; Phys. Rev. B **68** (1993) 1966.
- 4) A. Kawabata: J. Phys. Soc. Jpn. **63** (1994) 2047.
- 5) S. Tomonaga: Prog. Theor. Phys. **5** (1950) 544.
- 6) J. M. Luttinger: J. Math. Phys. **4** (1963) 1154.
- 7) Yu. A. Bychkov, L. P. Gorkov and I. E. Dzyaloshinski: Zh. Eksp. Theor. Fiz. **50** (1966) 738. translation, Sov. Phys. JETP **23** (1966) 489.
- 8) S. Tarucha, T. Honda and T. Saku: Solid State Commun. **94** (1995) 413.
- 9) M. Ogata and H. Fukuyama: Phys. Rev. Lett. **73** (1994) 468.
- 10) T. Saso, Y. Suzumura and H. Fukuyama: Prog. Theor. Phys. Suppl. **84** (1985) 269.
- 11) A. A. Abrikosov, L. P. Gorkov and I. E. Dzyaloshinski: Methods of Quantum Field Theory in Statistical Physics (Dover, 1975).
- 12) A. L. Fetter and J. D. Walecka: Quantum Theory of Many-Particle Systems (McGraw Hill Text, 1971).
- 13) P. W. Anderson: J. Phys. C **3** (1970) 2436.
- 14) R. Kubo: J. Phys. Soc. Jpn. **12** (1957) 570.