

Field-Induced Thermal Metal-to-Insulator Transition in Underdoped LSCO

D.G. Hawthorn¹, R.W. Hill¹, C. Proust¹, F. Ronning¹, Mike Sutherland¹,
 Etienne Boaknin¹, C. Lupien¹, M.A. Tanatar¹, Johnpierre Paglione¹, S. Wakimoto¹,
 H. Zhang¹, Louis Taillefer¹, T. Kimura², M. Nohara², H. Takagi² and N.E. Hussey³
¹*Department of Physics, University of Toronto, 60 St. George Street, Toronto, Ontario, Canada M5S 1A7*
²*Department of Advanced Materials Science, Graduate School of Frontier Sciences,
 University of Tokyo, Hongo 7-3-1, Bunkyo-ku, Tokyo 113-8656, Japan and*
³*H.H. Wills Physics Laboratory, University of Bristol,
 Tyndall Avenue, Bristol, BS8 1TL, United Kingdom*
 (Dated: May 21, 2019)

The transport of heat and charge in cuprates was measured in single crystals of $\text{La}_{2-x}\text{Sr}_x\text{CuO}_{4+\delta}$ (LSCO) across the doping phase diagram at low temperatures. In underdoped LSCO, the thermal conductivity is found to decrease with increasing magnetic field in the $T \rightarrow 0$ limit, in striking contrast to the increase observed in all superconductors, including cuprates at higher doping. In heavily underdoped LSCO, where superconductivity can be entirely suppressed with an applied field, we show that a novel thermal metal-to-insulator transition takes place upon going from the superconducting state to the field-induced normal state.

PACS numbers: 74.25.Fy, 74.72.Dn

In underdoped $\text{La}_{2-x}\text{Sr}_x\text{CuO}_{4+\delta}$ (LSCO), resistivity measurements have revealed the field-induced normal state to be a charge insulator [1]. On the other hand, the superconducting state of underdoped LSCO is a thermal metal, in the sense that there is a clear T -linear contribution to the thermal conductivity at $T \rightarrow 0$ [2, 3]. Given that in all superconductors investigated to date (including cuprates) heat transport at $T \rightarrow 0$ is always seen to increase as one goes from the superconducting state to the field-induced normal state, these two observations point to a violation of the Wiedemann-Franz law in underdoped cuprates. Note that this universal law is violated in the electron-doped cuprate $\text{Pr}_{2-x}\text{Ce}_x\text{CuO}_{4+\delta}$ (PCCO) at optimal doping [4], in that low-temperature heat conduction was found to exceed the expected charge conduction by a factor of approximately two. However, the law is recovered in the strongly overdoped regime [5].

In this Letter, we show the natural assumption that heat conduction will increase upon going from the superconducting state to the field-induced normal state to be incorrect in underdoped LSCO. Indeed, in the $T \rightarrow 0$ limit the thermal conductivity *decreases* in the vortex state and the residual linear term drops to a value below our resolution limit in the field-induced normal state. This argues strongly for a thermally insulating normal state and reveals a novel thermal metal-to-insulator transition. These findings shed new light on the nature of the intriguing state of underdoped cuprates above H_{c2} , for which several proposals have been put forward recently, including stripe order [6], d -density wave order [7] and a Wigner crystal of d -wave hole pairs [8]. Unfortunately, as transport in both charge and heat channels (in the normal state) show insulating behavior, it will not be possible to make a strict test of the Wiedemann-Franz law.

Measurements of the thermal conductivity (κ) were performed down to 40 mK in magnetic fields up to 13 T on single crystals of $\text{La}_{2-x}\text{Sr}_x\text{CuO}_{4+\delta}$ with Sr doping $x = 0, 0.05, 0.06, 0.09, 0.17$ and 0.20 . All samples were grown in an image furnace using the travelling solvent floating zone technique. Sample $x = 0$ was annealed at 700°C in flowing argon gas overnight, in order to set the oxygen content at the stoichiometric O_4 . Other samples were not annealed after growth. The samples were oriented using Laue diffraction and cut into rectangular samples of typical dimensions of length equal to 1-2 mm, thickness equal to 0.1-0.3 mm and width equal to 0.4-1 mm, with the current flowing along the a axis of the tetragonal unit cell. Electrical contacts to the samples were made using silver epoxy cured at 500°C in flowing O_2 . (In the undoped sample, argon was used instead of oxygen.) Silver wires were then attached to the contact pads using silver epoxy. The error in the geometric factor resulting from the finite width of the contact pads is less than 15%. The resistively determined transition temperature T_c is 5.5, 16, 34 and 33.5 K for the $x = 0.06, 0.09, 0.17$ and 0.20 samples, respectively, where T_c is defined as the temperature where $\rho = 0$. (Samples with $x = 0$ and 0.05 are not superconducting.) Thermal conductivity measurements on the same samples in zero field are discussed in Ref. [2], along with details of the measurement technique and data analysis. Resistivity was also measured on these samples using the same contacts as for thermal conductivity.

In Fig. 1 the thermal conductivity is plotted as κ/T vs. $T^{\alpha-1}$, where α is a free fitting parameter. This type of plot is used to separate the electronic (κ_{el}) and lattice (κ_{ph}) contributions to κ by making use of their different power-law temperature dependences in the $T \rightarrow 0$ limit. In the limit $T \ll \Gamma$, where Γ is the impurity scattering

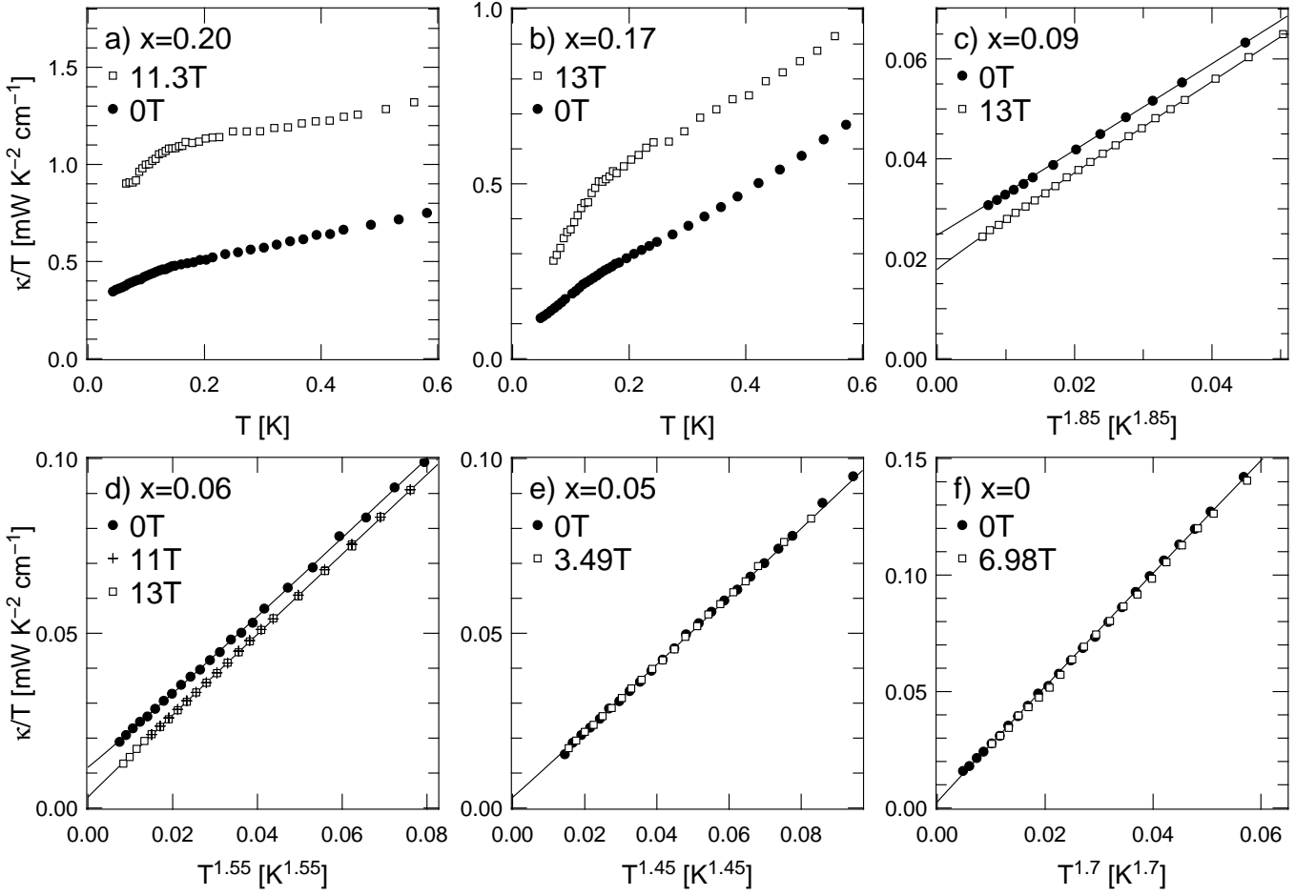


FIG. 1: κ/T vs. $T^{\alpha-1}$ for Sr dopings a) $x = 0.20$, b) $x = 0.17$, c) $x = 0.09$, d) $x = 0.06$, e) $x = 0.05$ and f) $x = 0$. The lines are fits to Eq. 1.

rate, κ_{el} is linear in T for a d -wave superconductor on account of nodal quasiparticle excitations [9, 10]. Quite generally, a linear contribution to κ at $T \rightarrow 0$ is direct evidence for fermionic excitations. The phonon contribution can be modeled as $\kappa_{ph} \propto T^\alpha$ for phonons limited to scattering from the boundaries of the sample. Note that this in general differs from the simple T^3 dependence assumed in previous work, a departure which arises from specular reflection of phonons off smooth crystal faces. Thus, κ_{el} and κ_{ph} can be separated by fitting the data at low-temperatures to

$$\frac{\kappa}{T} = \frac{\kappa_o}{T} + BT^{\alpha-1}. \quad (1)$$

The two distinct contributions are identified in Fig. 1 as the intercept and slope of the curves, respectively. Eq. 1 provides an excellent fit to the data for the underdoped samples, as seen most easily when plotting the data as κ/T vs. $T^{\alpha-1}$ (see Fig. 1). Quite generally for almost any material and sample we have investigated, this fitting procedure is a definite improvement upon the standard approach of fitting data to $\kappa/T = \kappa_o/T + BT^2$,

which requires one to typically only make use of data below 150 mK and often results in an overestimate of κ_o/T (see Ref. [2]).

Although Eq. 1 works well for the underdoped samples, it does not provide a good description of the $x = 0.20$ and 0.17 data. For this reason, the data for these two more highly doped samples is plotted simply vs. T in Fig. 1. The inapplicability of the fit in these two cases is due to a downturn in the data below about 150 mK, as observable in Figs. 1a and 1b. These low-temperature downturns are clearly intriguing, however their presence in the $x = 0.20$ and 0.17 data does not affect any of the conclusions of this Letter, and hence we save them as a topic for future investigation.

Having described our analysis of the data presented in Fig. 1, several observations can be made. Firstly, in zero field (solid circles) the data reproduces the results of Refs. [3] and [2] whereby a finite residual linear term in $\kappa(T)$ is resolved for $x \geq 0.06$. This proves the existence of delocalized zero-energy quasiparticles throughout the superconducting region. (Among other implications, this rules out the possibility of a $d+ix$ order parameter, where

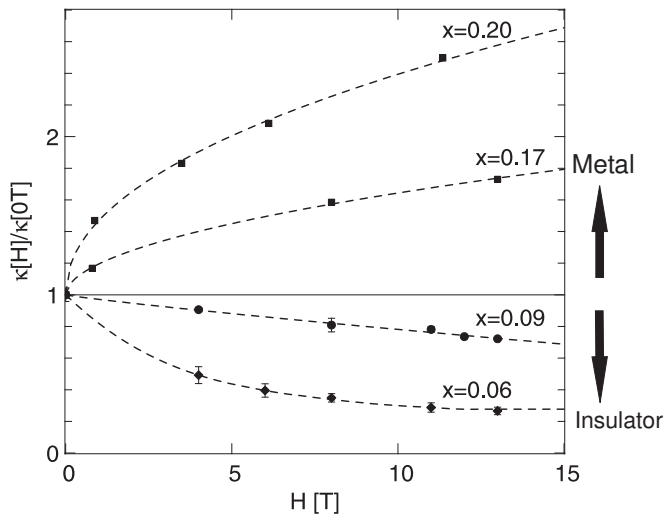


FIG. 2: $\kappa_0(H)/T$ (normalized to $\kappa(0T)/T$) vs H . For samples with $x = 0.20$ and 0.17 , an isotherm of $\kappa(H)/T$ at 60 mK is plotted instead of κ_0/T . The dashed lines are guides to the eye.

$x = s$ or d .) In other words, the d -wave superconducting state is a thermal metal at all dopings (see also [2]). Outside the superconducting region, *i.e.* below $x = 0.055$, the residual linear term becomes extremely small. The power-law fitting procedure described above to extrapolate to $T = 0$ yields a value of $\kappa_0/T = 3 \mu\text{W K}^{-2} \text{cm}^{-1}$ for both the $x = 0$ and $x = 0.05$ samples. Now, even though the power-law fit does provide a good description of the data (see Figs. 1e and 1f), all the way up to 0.4 K, the fact that κ_0/T is 5 times smaller than the value of κ/T at the lowest data point (40 mK) means that one has to view the extrapolated value with caution. The conservative position is to assume that the parent compound $x = 0$ is a heat insulator as well as a charge insulator, and regard this minute linear term of $3 \mu\text{W K}^{-2} \text{cm}^{-1}$ as the resolution limit of our technique (when applied to this series of samples), and treat the $x = 0$ data as our reference (for an insulating state in LSCO crystals). We emphasize that the $x = 0.05$ sample is no more conductive than the parent compound (see Fig. 2), and hence is also taken to be a thermal insulator. By contrast, the linear term in the $x = 0.06$ sample (at zero field), of magnitude $12 \mu\text{W K}^{-2} \text{cm}^{-1}$, is clearly above the reference limit (by a factor 4) and is thus unambiguously a thermal metal.

This brings us to the second, and principal observation that κ decreases with increasing field for the underdoped samples ($x = 0.06$ and 0.09). In Fig. 2, the field evolution of κ_{el}/T is shown at fields intermediate between 0 and 13 T, as κ_0/T for LSCO $x = 0.06$ and 0.09 , and as isotherms of κ/T at 60 mK for $x = 0.17$ and 0.20 (because of the previously stated difficulties in extrapolating the data for these two samples). By contrast to the underdoped samples, the electronic heat conductiv-

ity in the more highly doped samples ($x = 0.17$ and 0.20) increases with field, as it does in all known superconductors. Note that κ is totally independent of magnetic field in our reference sample ($x = 0$), as in the $x = 0.05$ sample (see Figs. 1e and 1f). This shows that field dependence is a property of the superconducting state. We can therefore use this criterion to establish that the non-superconducting normal state is reached in the bulk by 11 T in sample $x = 0.06$. Indeed, as seen in Fig. 1d, a further increase of the field to 13 T causes no further change in κ . This claim is supported by resistivity measurements, shown in Fig. 3a, where the resistive onset of superconductivity is entirely absent for fields above 12 T (down to 40 mK). We take this as an additional indication that the field-induced (non-superconducting) normal state has been reached by 13 T at $x = 0.06$ (in the bulk). The suppression of superconductivity, in addition to the low temperature of our measurement, distinguishes these results from previous measurements in optimally doped cuprates showing a field-induced decrease and plateau of κ at notably higher temperatures ($T > 4\text{K}$) [11, 12]. A zoom on the $x = 0.06$ data is shown in Fig. 3b, where we can see that κ_0/T drops by a factor 4 from $H = 0$ to $H = 13$ T, where it reaches a value equal to that of the reference sample, namely $\kappa_0/T = 3 \mu\text{W K}^{-2} \text{cm}^{-1}$. We conclude that the field-induced normal state in underdoped LSCO is a thermal insulator. This implies the existence of an unprecedented kind of thermal metal-to-insulator transition. The superconducting state is a thermal metal by virtue of its delocalized nodal quasiparticles, while the field-induced normal state in the same sample is a thermal insulator, with either no fermionic excitations or localized fermionic excitations. The well-known crossover from charge metal to charge insulator, identified as the change from a positive $d\rho/dT$ at low T near and above optimal doping to a negative $d\rho/dT$ in underdoped LSCO [1], now finds a parallel in the heat sector where the metal-insulator crossover is identified as the change from a positive $d\kappa/dH$ at low T to a negative $d\kappa/dH$ (see Fig. 2).

The fundamental question is: what does this imply for the nature of the field-induced normal state in underdoped cuprates? The answer to this question depends on the role of disorder. Is the “normal” state intrinsically metallic, with fermionic excitations which would be delocalized in the absence of disorder? If so, an explanation must be found for why quasiparticles escape localization in the superconducting state. Alternatively, is the normal state intrinsically insulating, with no fermionic excitations (at low energy)?

A tantalizing possibility is that the thermal metal-to-insulator transition is a signature of a competing order that co-exists with superconductivity (see for example references [7, 13, 14]). In this picture the application of field suppresses superconductivity and thereby allows the competing phase to define the ground state exci-

tations. Some candidates for the competing phase are thermal insulators (*e.g.* antiferromagnetic order, Wigner crystal), while others are thermal metals (staggered flux phase, spin-charge separation). The doping evolution of the field dependence of κ with increasing doping follows naturally from the decreasing importance of the competing order. For instance by optimal doping ($x = 0.17$) the ground state may have already undergone a quantum critical transition to a state with the only order being that of the d -wave superconductor, thus accounting for the recovery of the conventional increase in κ with field. In fact the field dependence of both the $x = 0.17$ and $x = 0.20$ samples is qualitatively consistent with the roughly \sqrt{H} field dependence observed in other optimally doped cuprates [12, 15] and described by semi-classical models [16, 17, 18]. One way to possibly distinguish between the two scenarios for the origin of insulating behavior is to reduce the level of disorder and see whether a thermal metal is uncovered.

In closing we mention that because of the insulating character of both heat and charge conduction in $x = 0.06$ at 13 T, it is technically not possible to perform a real test of the Wiedemann-Franz law. Consequently, the possibility that the two conductivities cease to be equal as they are in overdoped Tl-2201 [5] but rather diverge as they do in PCCO [4] is still an open question.

In summary, we have observed in underdoped LSCO a decrease in thermal conductivity with magnetic field upon going from the superconducting state to the field-induced normal state. We show that this result is due to a novel thermal metal-to-insulator transition. By contrast, for optimally and overdoped LSCO the thermal conductivity increases with field, as it does in all other known superconductors. These results impose clear constraints on models of the field-induced normal state of underdoped cuprates, and are expected to help distinguish between various proposed phases that are postulated to compete with superconductivity in this part of the phase diagram. To this end, it will be important to understand the role of disorder.

This work was supported by the Canadian Institute for Advanced Research and funded by NSERC of Canada. We would like to thank H. Dabkowska, B.D. Gaulin, G. Luke and K. Hirota for use of their image furnaces and P. Fournier and W.A. MacFarlane for help with various aspects of the measurement.

-
- [1] Y. Ando, G. S. Boebinger, A. Passner, T. Kimura, and K. Kishio, Phys. Rev. Lett. **75**, 4662 (1995).
 - [2] M. Sutherland, D. G. Hawthorn, R. W. Hill, F. Ronning, S. Wakimoto, H. Zhang, C. Proust, E. Boaknin, C. Lupien, L. Taillefer, et al., cond-mat/0301105 (2003).
 - [3] J. Takeya, Y. Ando, S. Komiya, and X. F. Sun, Phys. Rev. Lett. **88**, 077001 (2002).

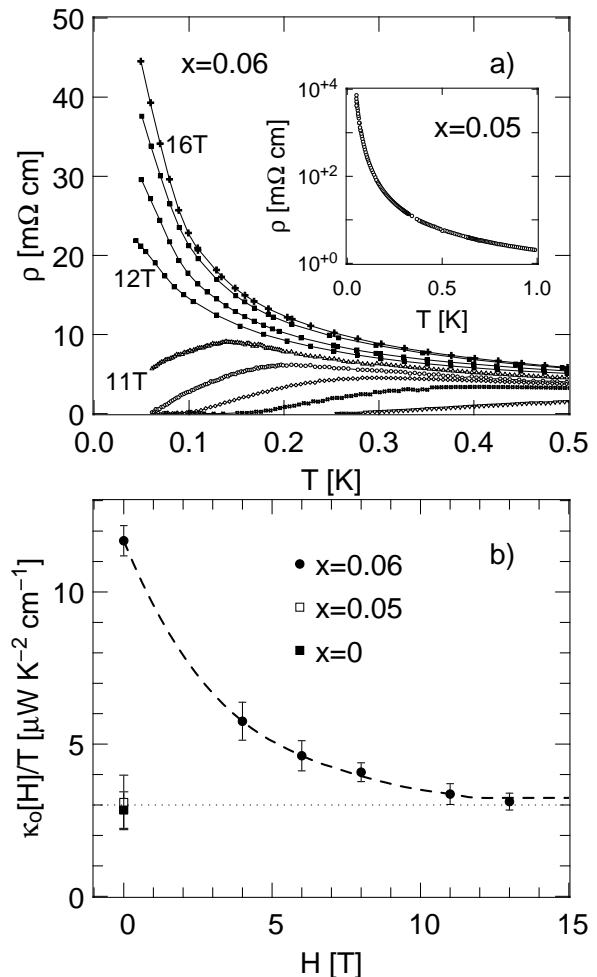


FIG. 3: a) Low-temperature resistivity of LSCO with $x = 0.06$ in magnetic fields of 6, 8, 9, 10, 11, 12, 13, 15 and 16 T. By 12 T the superconducting transition has been suppressed to below 40 mK. Inset: Resistivity of LSCO with $x = 0.05$ on a semi-log scale. b) $\kappa_o(H)/T$ vs. H for LSCO with $x = 0.06$. κ_o/T is also shown for $x = 0$ and 0.05 at zero field. The dotted line represents the estimated resolution of our experiment (see text). The error bars are statistical errors in the fitted values of κ_o/T and do not include errors in the geometric factors (which do not enter into the field dependence) or systematic errors in the fitting procedure (discussed in the text). The dashed line is a guide to the eye.

- [4] R. W. Hill, C. Proust, L. Taillefer, P. Fournier, and R. L. Greene, Nature **414**, 711 (2001).
- [5] C. Proust, E. Boaknin, R. Hill, L. Taillefer, and A. Mackenzie, Phys. Rev. Lett. **89**, 147003 (2002).
- [6] E. W. Carlson, V. J. Emery, S. A. Kivelson, and D. Orgad, cond-mat/0206217 (2002).
- [7] S. Chakravarty, R. B. Laughlin, D. K. Morr, and C. Nayak, Phys. Rev. B **63**, 094503 (2001).
- [8] H.-D. Chen, J.-P. Hu, S. Capponi, E. Arrighoni, and S.-C. Zhang, Phys. Rev. Lett. **89**, 137004 (2002).
- [9] A. C. Durst and P. A. Lee, Phys. Rev. B **62**, 1270 (2000).
- [10] M. J. Graf, S.-K. Yip, J. A. Sauls, and D. Rainer, Phys. Rev. B **53**, 15147 (1996).

- [11] K. Krishana, N. P. Ong, Q. Li, and G. D. Koshizuka, *Science* **277**, 83 (1997).
- [12] H. Aubin, K. Behnia, S. Ooi, and T. Tamegai, *Phys. Rev. Lett.* **82**, 624 (1999).
- [13] E. Demler, S. Sachdev, and Y. Zhang, *Phys. Rev. Lett.* **87**, 067202 (2001).
- [14] S. A. Kivelson, D.-H. Lee, E. Fradkin, and V. Oganessian, *Phys. Rev. B* **66**, 144516 (2002).
- [15] M. Chiao, R. W. Hill, C. Lupien, B. Popić, R. Gagnon, and L. Taillefer, *Phys. Rev. Lett.* **82**, 2943 (1999).
- [16] C. Kübert and P. J. Hirschfeld, *Phys. Rev. Lett.* **80**, 4963 (1998).
- [17] I. Vekhter and A. Houghton, *Phys. Rev. Lett.* **83**, 4626 (1999).
- [18] H. Won and K. Maki, *Europhys. Lett.* **54**, 248 (2001).